

[Home](#)[Products](#)[Distributors](#)[Technical](#)[Contact Us](#)[Other Options](#)

Path: [Home](#) > [Enclosure Index](#) > Extruded Aluminum - EMI/RFI Protection w/ Diecast Aluminum Panels



(click to enlarge)

**Clear Anodized
(Open View)**



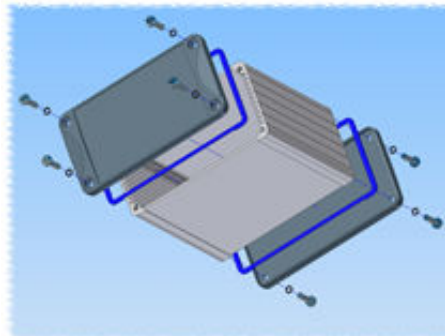
(click to enlarge)

**Clear Anodized
(Assembled View)**



(click to enlarge)

**Flanged Version
Clear Anodized
(Assembled View)**













(click to enlarge)






















Key Features:

- Watertight - heavy duty extruded enclosures designed to house P.C. boards or for equipment interfacing.
- Sized for standard Eurocards.
- P.C. boards mount horizontally by sliding into internal slots extruded into the enclosure body.
- Rugged body constructed from one piece, extruded aluminum with a minimum thickness of .06" (1.5 mm).
- Extruded aluminum body includes a recessed area for labels or membrane keypad.
- Diecast aluminum end panels are rugged - yet easy to machine. Front & rear gasket is a full perimeter conductive foam/fabric made of a Ni/Cu (nickel/copper) and CPSA (conductive pressure sensitive adhesive).
- Designed to meet IP 54 ratings.
- Choice of two versions - end panels without flange or with flange (for shelf or wall mounting).

Includes:

- Two diecast aluminum end panels - painted in a durable, black satin powder paint.
- Extruded, aluminum body (choice of either clear anodized or black powder paint finish).
- Two - end plate EM/RFI conductive gaskets.
- All hardware and self-adhesive feet.
- **NOTE:** Recommended screw torque is 5 lbf/in

END PANELS - NO MOUNTING FLANGE								
Part Number	Extruded Body Color	 Reader File	AutoCAD .dwg Files (zipped)	3D Solid Model .igs & .stp files (zipped)	Units	Length	Width	Height
3.15" (80 mm) Length								
1457C801E	Clear				Inches	3.15	2.32	1.21
1457C801EBK	Black	910K	228K	258K	mm	80	59	30.9
4.73" (120 mm) Length								
1457C1201E	Clear				Inches	4.73	2.32	1.21
1457C1201EBK	Black	919K	202K	258K	mm	120	59	30.9
NEW SIZE 1457J1201E	Clear				Inches	4.73	3.30	1.12

1457J1201EBK	Black		267K	346K	439K	mm	120	84	28.5
1457K1201E	Clear					Inches	4.73	3.30	1.73
1457K1201EBK	Black		1,070K	276K	437K	mm	120	84	44.1
NEW SIZE									
1457L1201E	Clear					Inches	4.73	4.09	1.26
1457L1201EBK	Black		262K	346K	417K	mm	120	104	32
1457N1201E	Clear					Inches	4.73	4.09	2.15
1457N1201EBK	Black		1,120K	309K	300K	mm	120	104	54.6
6.30" (160 mm) Length									
NEW SIZE									
1457J1601E	Clear					Inches	6.30	3.30	1.12
1457J1601EBK	Black		250K	333K	439K	mm	160	84	28.5
1457K1601E	Clear					Inches	6.30	3.30	1.73
1457K1601EBK	Black		1,062K	313K	437K	mm	160	84	44.1
NEW SIZE									
1457L1601E	Clear					Inches	6.30	4.09	1.26
1457L1601EBK	Black		259K	323K	417K	mm	160	104	32
1457N1601E	Clear					Inches	6.30	4.09	2.15
1457N1601EBK	Black		1,102K	296K	300K	mm	160	104	54.6

































Link here to [photo tables](#) of each part number



(click to enlarge)

Flanged Version
Clear Anodized
(Bottom View)

END PANELS - FLANGED VERSION								
Part Number	Extruded Body Color	PDF Reader File	AutoCAD .dwg Files (zipped)	3D Solid Model .igs & .stp files (zipped)	Units	Length	Width	Height
3.15" (80 mm) Length								
1457C802E 1457C802EBK	Clear				Inches	3.15	2.32	1.21
	Black	925K	221K	280K	mm	80	59	30.9
4.73" (120 mm) Length								
1457C1202E 1457C1202EBK	Clear				Inches	4.73	2.32	1.21
	Black	909K	221K	280K	mm	120	59	30.9
NEW SIZE 1457J1202E 1457J1202EBK	Clear				Inches	4.73	3.30	1.12
	Black	278K	353K	459K	mm	120	84	28.5
1457K1202E 1457K1202EBK	Clear				Inches	4.73	3.30	1.73
	Black	1,075K	283K	479K	mm	120	84	44.1
					Inches	4.73	4.09	1.26

NEW SIZE 1457L1202E 1457L1202EBK	Clear	 253K	 321K	 433K				
	Black				mm	120	104	32
1457N1202E 1457N1202EBK	Clear	 1,117K	 305K	 330K	Inches	4.73	4.09	2.15
	Black				mm	120	104	54.6
6.30" (160 mm) Length								
NEW SIZE 1457J1602E 1457J1602EBK	Clear	 253K	 316K	 433K	Inches	6.30	3.30	1.12
	Black				mm	160	84	28.5
1457K1602E 1457K1602EBK	Clear	 990K	 298K	 479K	Inches	6.30	3.30	1.73
	Black				mm	160	84	44.1
NEW SIZE 1457L1602E 1457L1602EBK	Clear	 259K	 313K	 433K	Inches	6.30	4.09	1.26
	Black				mm	160	104	32
1457N1602E 1457N1602EBK	Clear	 1,106K	 320K	 330K	Inches	6.30	4.09	2.15
	Black				mm	160	104	54.6

Color Options:



(click to enlarge)

- Choose either clear anodized (left) finish or black powder paint (right).
- Note that the diecast aluminum front & back panels are both finished in black powder paint.

Accessories


Replacement End Panels & EMI/RFI Gasket Kits:

NO Mounting Flange

USE WITH (Enclosure Part Number)	2 Pack		10 Pack	
	Thumbnail Photo	Part Number	Thumbnail Photo	Part Number
1457C801E	-	1457CEP	-	1457CEP-10
1457C801EBK		1457CEP		1457CEP-10
1457C1201E		1457CEP		1457CEP-10
1457C1201EBK		1457CEP		1457CEP-10
1457J801E	-	1457JWP	-	1457JWP-10
1457J801EBK		1457JWP		1457JWP-10
1457J1201E		1457JWP		1457JWP-10
1457J1201EBK		1457JWP		1457JWP-10
1457K1201E	-	1457KEP	-	1457KEP-10
1457K1201EBK		1457KEP		1457KEP-10
1457K1601E		1457KEP		1457KEP-10
1457K1601EBK		1457KEP		1457KEP-10
1457L1201E	-	1457LWP	-	1457LWP-10
1457L1201EBK		1457LWP		1457LWP-10
1457L1601E		1457LWP		1457LWP-10

1457L1601EBK		1457LWP		1457LWP-10
1457N1201E		1457NEP		1457NEP-10
1457N1201EBK		1457NEP		1457NEP-10
1457N1601E	-	1457NEP	-	1457NEP-10
1457N1601EBK		1457NEP		1457NEP-10

WITH Mounting Flange

USE WITH (Enclosure Part Number)	2 Pack		10 Pack	
	Thumbnail Photo	Part Number	Thumbnail Photo	Part Number
1457C802E		1457CEPF	-	1457CEPF-10
1457C802EBK		1457CEPF		1457CEPF-10
1457C1202E		1457CEPF		1457CEPF-10
1457C1202EBK		1457CEPF		1457CEPF-10
1457J1202E	-	1457JWPF	-	1457JWPF-10
1457J1202EBK		1457JWPF		1457JWPF-10
1457J1602E		1457JWPF		1457JWPF-10
1457J1602EBK		1457JWPF		1457JWPF-10
1457K1202E	-	1457KEPF	-	1457KEPF-10
1457K1202EBK		1457KEPF		1457KEPF-10
1457K1602E		1457KEPF		1457KEPF-10
1457K1602EBK		1457KEPF		1457KEPF-10
1457L1202E	-	1457LWPF	-	1457LWPF-10
1457L1202EBK		1457LWPF		1457LWPF-10
1457L1602E		1457LWPF		1457LWPF-10
1457L1602EBK		1457LWPF		1457LWPF-10