

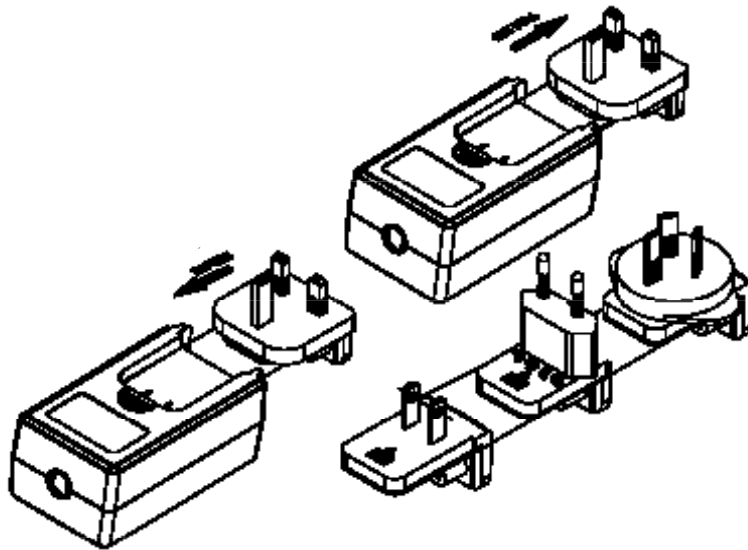


IDEALPOWER

experts in power conversion

Ideal Power Ltd Product Specification Document

Description	Ext. PSU
Model Number	25HK-AB-240A125-CP-1
Revision	A1
Notes	-



CUSTOMER APPROVED SIGNATURES			VENDOR APPROVED SIGNATURES		
					

Ideal Power Ltd

Ideal Power, Ideal House, Tree Beech Enterprise Park, Gunn, Barnstaple, Devon, EX32 7NZ, England, UK

Tel: +44 (0) 845 260 3400

Email: sales@idealpower.co.uk

Web: www.idealpower.co.uk



REV	DATE	DESCRIPTION	REMARKS
A1	13.05.07	變更:1. 銘板增加PSE安規, 進口商:輸入事業者 (Add PSE logo on the label and approval information) . 2. 在白內盒上蓋加印客戶P/N:25HK-AB-240A150-CP-1和RoHS (P/N:25HK-AB-240A150-CP-1 '& "RoHS" (Label 2) on the individual White carton) .	李丹
SAFETY APPROVAL:		ENGINEER APPROVAL:	
		ELECTRICAL	STRUCTURAL
張偉松		歐陽建瓊	胡鵬

CONTENTS

INTRODUCTION

INPUT REQUIREMENTS

OUTPUT REQUIREMENTS

EFFICIENCY

LINE REGULATION

HOLD UP TIME

TURN ON TIME

TEMPERATURE COEFFICIENT

DIELECTRIC STRENGTH (Hi-Pot) TEST

INSULATION RESISTANCE

PROTECTION

ENVIRONMENTAL CONDITIONS

EMI/ EMC

RELIABILITY AND QUALITY CONTROL

SAFETY

OVERALL DRAWING

USE SPECIFICATION

PACKING

MARKING

1.0 INTRODUCTION

This document specifies a switching power supply with a output of +24V, and electronic process. The switching power supply will provide power for technology equipments including electrical business equipment. The adaptor meets the requirement of lead free and RoHS.

2.0 INPUT REQUIREMENTS

2.1 Input Voltage Range: 100(-10%)VAC to 240(+10%)VAC

2.2 Input Frequency Range: 47 Hz to 63 Hz

2.3 Input Power Consumption at no-load : 0.3W Max

2.4 Input In-rush Current: 50A Max

2.5 Input Current: 0.8A Max

3.0 OUTPUT REQUIREMENTS

3.1 Output Voltage: +24V

3.2 Output Regulation: 22.8-25.2V

3.3 Output Load Range: 1.25A

3.4 Output Ripple & Noise: 120mV Max @20MHz bandwidth with

10UF/50V capacitance and 104/50V ceramic capacitor.

4.0 EFFICIENCY: $\geq 83.62\%$ @ average of 25/50/75/100% loads 115V&230VAC input

5.0 LINE REGULATION: $\pm 2\%$ maximum

6.0 HOLD UP TIME: 10ms Min at 110VAC full load.

7.0 TURN ON TIME: 2S Max at 110VAC full load.

8.0 TEMPERATURE COEFFICIENT: 0.05%/°C

9.0 DIELECTRIC STRENGTH (Hi-Pot) TEST

9.1 Primary to Secondary :AC 3000Vrms, 4 mA , 1 minute for type test, 2 second for production test.

10.0 INSULATION RESISTANCE

Primary to secondary: 50M OHM to 500VDC.

11.0 PROTECTION

11.1 Input Protection

The switching power supply has a 2 Amps inner current fuse to protect itself.

11.2 Output Protection

11.2.1 Output Current:

Overload conditions shall decrease the output voltage. Removal of an output overload shall provide automatic recovery for the output voltage.

11.2.2 Short Circuit Protection: Auto Recovery.

12.0 ENVIRONMENTAL CONDITIONS

The switching power supply can withstand the following environmental conditions:

12.1 Storage Temperature: $-20^{\circ}\text{C} \sim +70^{\circ}\text{C}$

Relative Humidity: 10% ~ 95%

12.2 Operation Temperature: $0^{\circ}\text{C} \sim 40^{\circ}\text{C}$

Relative Humidity: 10%~95%

13.0 EMI / EMC

The switching power supply has approved by the following standards:

FCC PART 15B AS/NZS 55022/55024 J55022(H20)

(1)EN55022(EN61000-3-2.EN61000-3-3)

(2)EN55024(IEC61000-4-2.IEC61000-4-3.IEC61000-4-4.
IEC61000-4-6.IEC61000-4-8.IEC61000-4-11.)

14.0 RELIABILITY AND QUALITY CONTROL

14.1 Burn-in

The burn-in test will be performed at least 2 hours at 40 centigrade degrees under full load condition.

14.2 MTBF

When the operation is complying with this specification, the switching power supply's MTBF will be 50,000 hours at 25 centigrade degrees.

15.0 SAFETY

The switching power supply has approved by the following safety standards:

UL60950-1 2nd Edition ,2007-03-27 CSA C22.2 NO.60950-1-07,

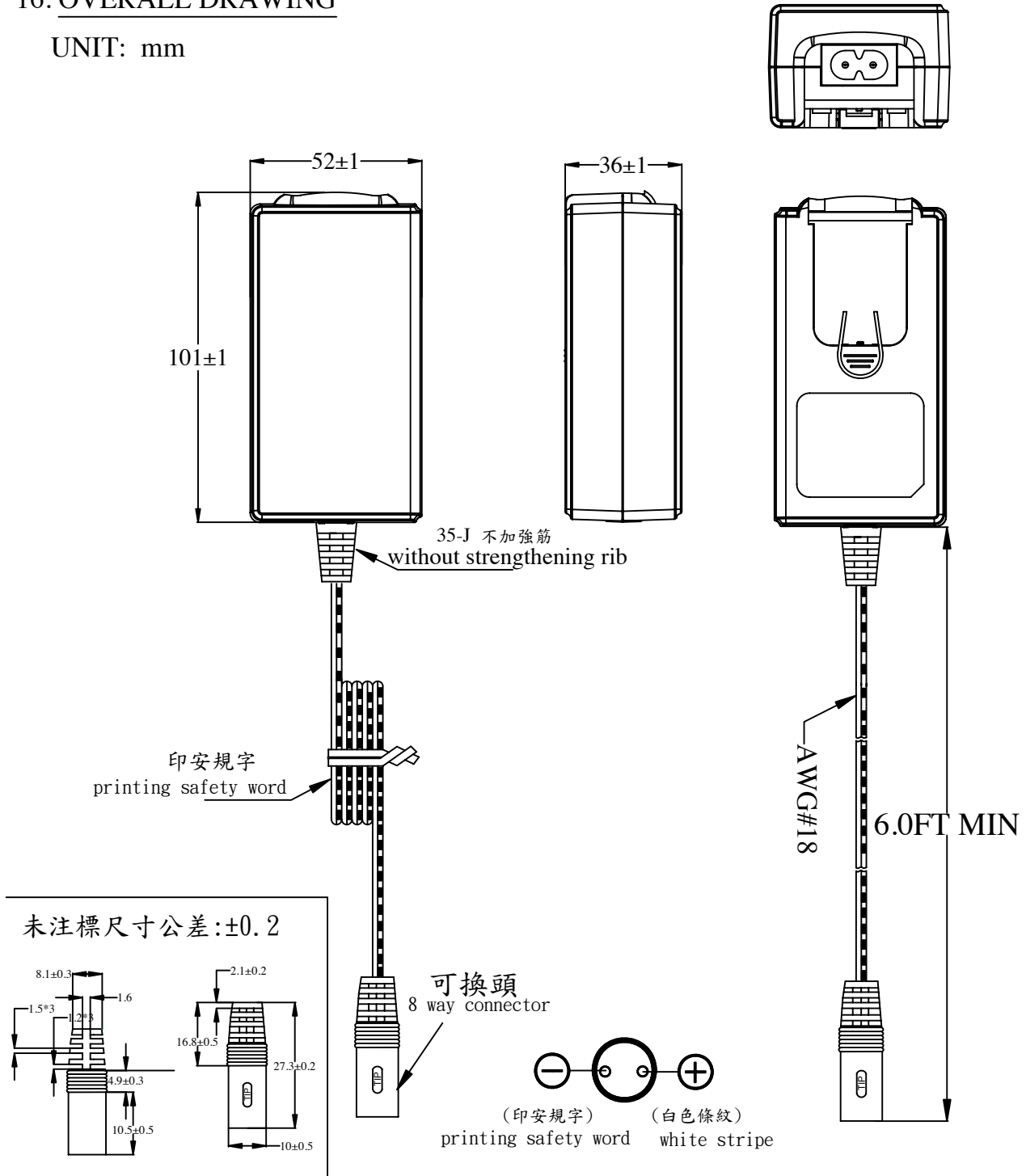
2nd Edition.2007-03 EN 60950-1:2006+A11+A1+A12

AS/NZS 60950.1:2011

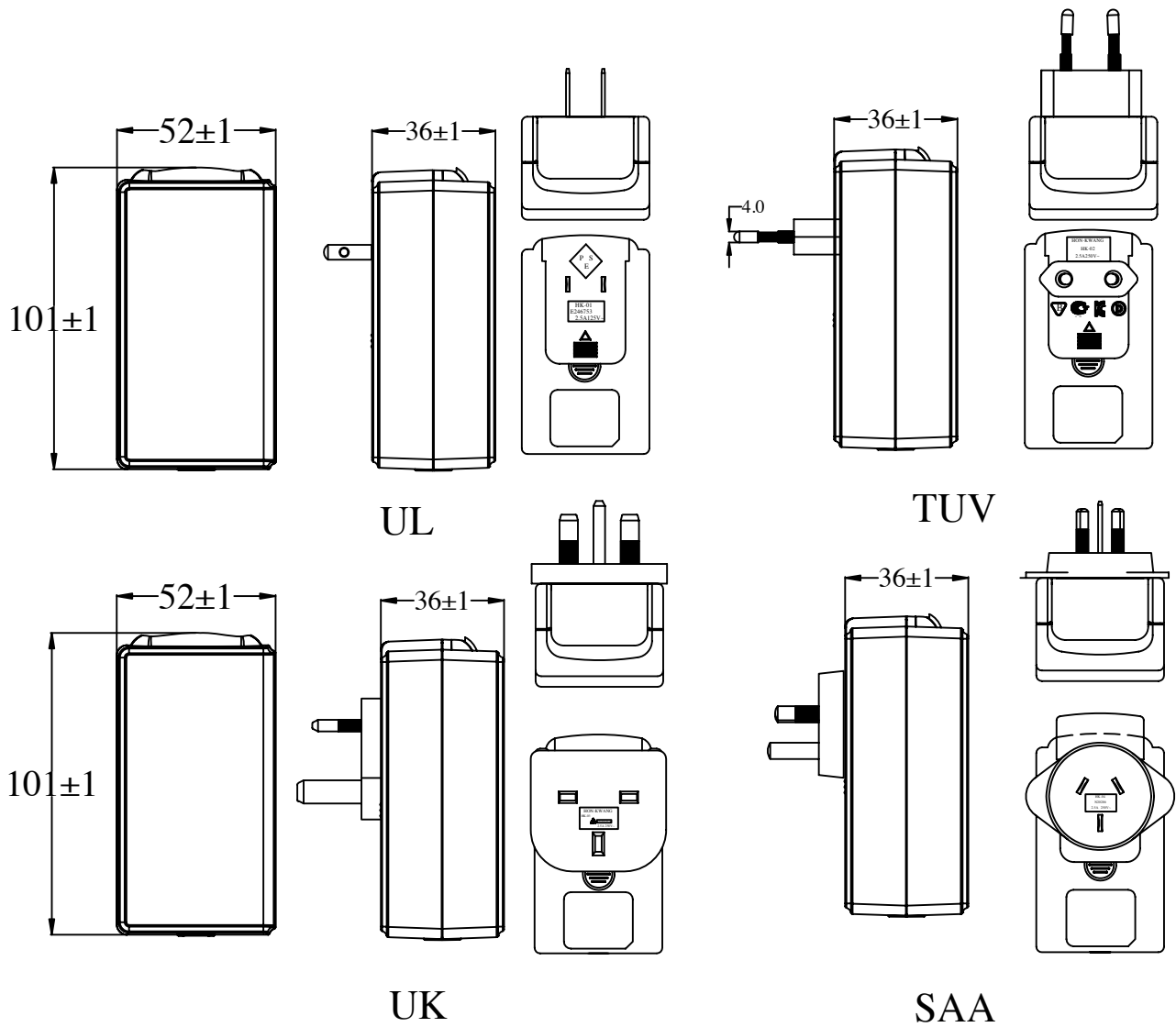
技術基準 省令第2項 : J60950(H19), J55022(H20), J3000(H21)
Technical Requirements Clause 2: J60950 (H19): 2007, J55022 (H20): 2008, J3000 (H21): 2009

16. OVERALL DRAWING

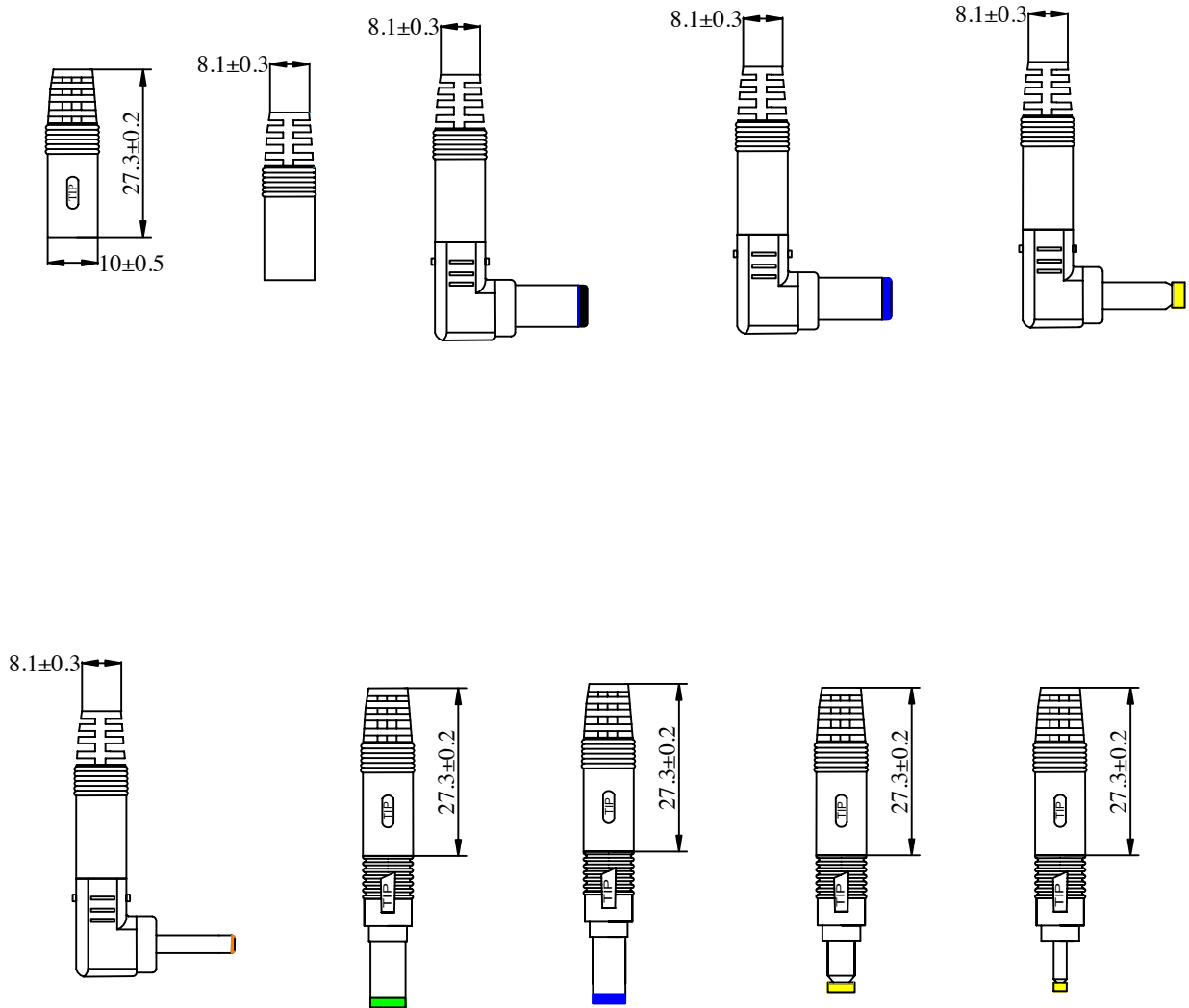
UNIT: mm



UNIT: mm



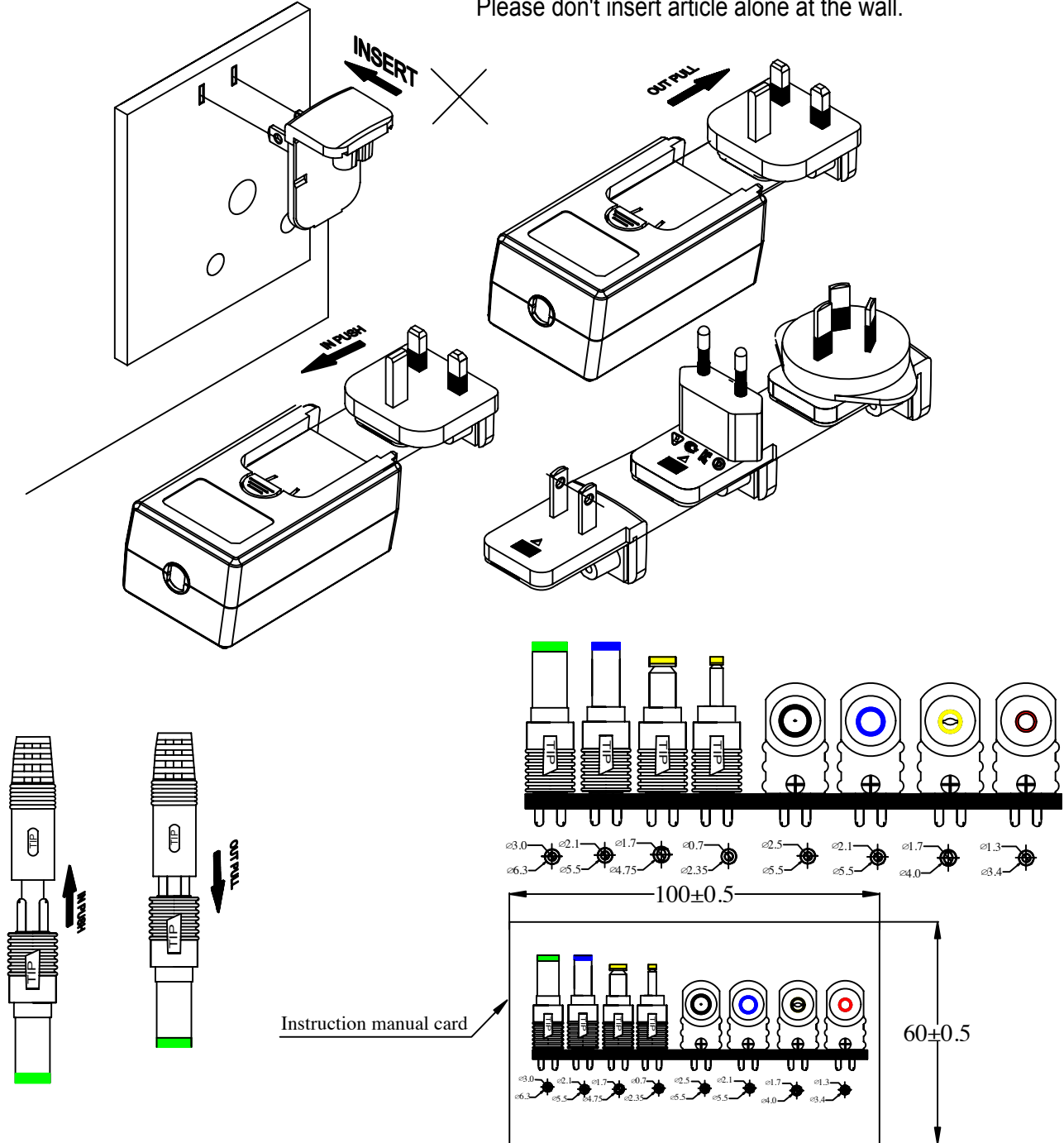
UNIT: mm



17. USE SPECIFICATION

WARNING!

Please don't insert article alone at the wall.



17. PACKING

17.1 Inner Box

UNIT: mm

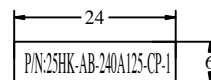
BOX(
 Normal BOX
 Corrugated BOX)

Length:145

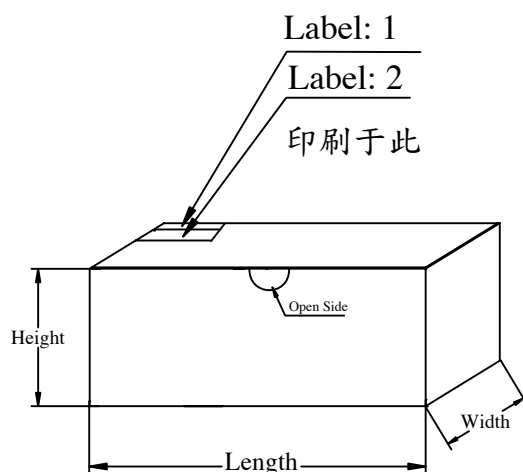
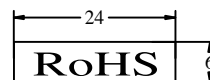
Width:75

Height:65

Label: 1



Label: 2



Material:A卡400磅(0.53t)White

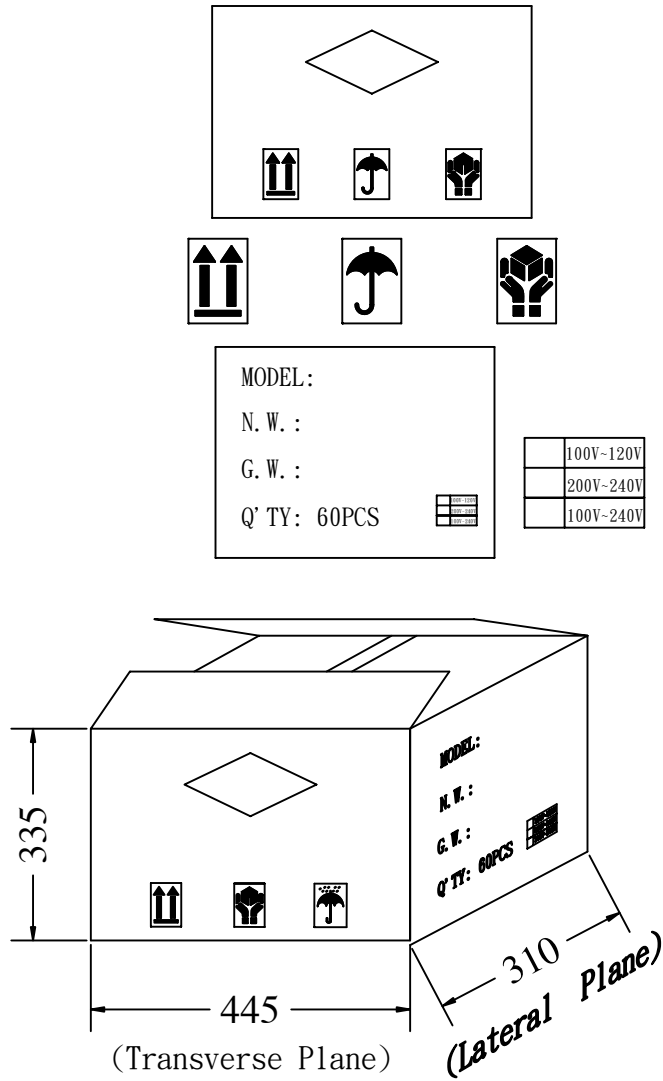
NOTICE:

Its probably different from the white box of the sample and the figure dimension.
The white box is used to pack during product.

17. PACKING

17.2 Carton

UNIT: mm



18. MARKING

200# CPC 合成紙+上光 NAME-PLATE:WHITE CHARACTERS BLACK BACKGROUND.

UNIT: mm

	M	M	Y	Y	C
month			year		
					made in China
					by Hon-kwang

