



SPECIFICATION CHANGE HISTORY

CUSTOMER		Ideal Power	PART NO	HKSC-121206
MODEL NO		HK-AH-120A500-DH	REV	(A0)
REV	DATE	DESCRIPTION		REMARKS
SAFETY APPROVAL:			ENGINEER APPROVAL:	
			ELECTRICAL	STRUCTURAL
張偉松			徐武	李曉豐

QR-工-26A

MODEL NO. :	HK-AH-120A500-DH	PAGE NO. :	1 OF 9
PART NO. :	HKSC-121206	ISSUED DATE:	2012.08.03
DESCRIPTION :	I.T.E. POWER SUPPLY	REV:	(A0)

CONTENTS

1. INTRODUCTION
2. INPUT REQUIREMENTS
3. OUTPUT REQUIREMENTS
4. EFFICIENCY
5. LINE REGULATION
6. HOLD UP TIME
7. TURN ON TIME
8. TEMPERATURE COEFFICIENT
9. DIELECTRIC STRENGTH (Hi-Pot) TEST
10. INSULATION RESISTANCE
11. PROTECTION
12. ENVIRONMENTAL CONDITIONS
13. EMI/ EMC
14. RELIABILITY AND QUALITY CONTROL
15. SAFETY
16. OVERALL DRAWING
17. PACKING
18. MARKING

MODEL NO. :	HK-AH-120A500-DH	PAGE NO. :	2 OF 9
PART NO. :	HKSC-121206	ISSUED DATE:	2012.08.03
DESCRIPTION :	I.T.E. POWER SUPPLY	REV:	(A0)

1.0 INTRODUCTION

This document specifies a switching power supply with a output of +12V, and electronic process. The switching power supply will provide power for technology equipments including electrical business equipment. The adaptor meets the requirement of lead free and RoHS.

2.0 INPUT REQUIREMENTS

- 2.1 Input Voltage Range: 100(-10%)VAC to 240(+10%)VAC
- 2.2 Input Frequency Range: 50 Hz to 60 Hz
- 2.3 Input Power Consumption at no-load : 0.5W Max
- 2.4 Input In-rush Current: 60A Max
- 2.5 Input Current: 1.6A Max

3.0 OUTPUT REQUIREMENTS

- 3.1 Output Voltage: +12V
- 3.2 Output Regulation: 11.4-12.6V
- 3.3 Output Load Range: 5.0A
- 3.4 Output Ripple & Noise: 200mV Max @20MHz bandwidth with
10UF/50V capacitance and 104/50V ceramic capacitor.

4.0 EFFICIENCY: $\geq 87\%$ @ average of 25/50/75/100% loads 115V&230VAC input

5.0 LINE REGULATION: $\pm 2\%$ maximum

6.0 HOLD UP TIME: 10ms Min at 110VAC full load.

7.0 TURN ON TIME: 2S Max at 110VAC full load.

MODEL NO. :	HK-AH-120A500-DH	PAGE NO. :	3 OF 9
PART NO. :	HKSC-121206	ISSUED DATE:	2012.08.03
DESCRIPTION :	I.T.E. POWER SUPPLY	REV:	(A0)

8.0 TEMPERATURE COEFFICIENT: 0.05%/°C

9.0 DIELECTRIC STRENGTH (Hi-Pot) TEST

9.1 Finished product withstands AC 3.0KV, for 2 second, 4mA Max primary to secondary.

10.0 INSULATION RESISTANCE

Primary to secondary: 50M OHM to 500VDC.

11.0 PROTECTION

11.1 Input Protection

The switching power supply has a 3.15 Amps inner current fuse to protect itself.

11.2 Output Protection

11.2.1 Output Current:

Overload conditions shall decrease the output voltage. Removal of an

Output overload shall provide automatic recovery for the output voltage.

11.2.2 Short Circuit Protection: Auto Recovery.

MODEL NO. :	HK-AH-120A500-DH	PAGE NO. :	4 OF 9
PART NO. :	HKSC-121206	ISSUED DATE:	2012.08.03
DESCRIPTION :	I.T.E. POWER SUPPLY	REV:	(A0)

12.0 ENVIRONMENTAL CONDITIONS

The switching power supply can withstand the following environmental conditions:

12.1 Storage Temperature: -20°C ~ +80 °C

Relative Humidity: 5% ~ 95%

12.2 Operation Temperature: 0°C ~ 40°C

Relative Humidity: 5% ~ 95%

13.0 EMI / EMC

The switching power supply has approved by the following standards:

FCC PART 15B J55022(H22), J3000(H21) AS/NZS 55022/55024

(1) EN55022(EN61000-3-2, EN61000-3-3)

(2) EN55024(IEC61000-4-2, IEC61000-4-3, IEC61000-4-4,

IEC61000-4-6, IEC61000-4-8, IEC61000-4-11.)

14.0 RELIABILITY AND QUALITY CONTROL

14.1 Burn-in

The burn-in test will be performed at least 2 hours at 40 centigrade degrees under full load condition.

14.2 MTBF

When the operation is complying with this specification, the switching power supply's MTBF will be 50,000 hours at 25 centigrade degrees.

15.0 SAFETY

The switching power supply has approved by the following safety standards:

UL60950-1 2nd Edition, 2007-03-27 CSA C22.2 No.60950-1-07,

2nd Edition, 2007-03 EN60950-1:2006+A11 BS EN 60950-1: 2006

技術基準 省令第 2 項 : J60950-1(H22), J55022(H22), J3000(H21)

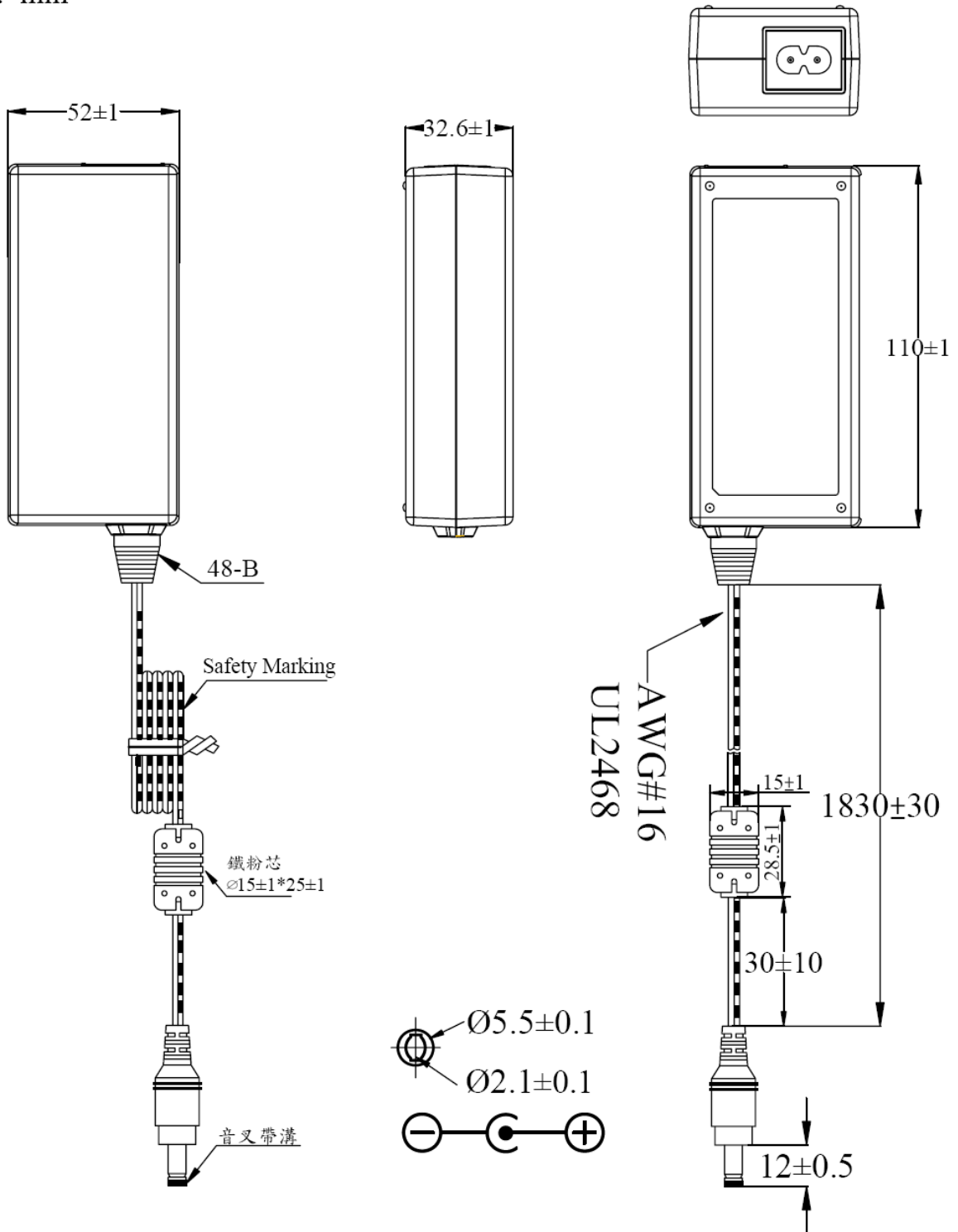
Technical Requirements Clause 2: J60950-1 (H22): 2010, J55022 (H22): 2010, J3000 (H21): 2009

AS/NZS 60950.1:2011

MODEL NO. :	HK-AH-120A500-DH	PAGE NO. :	5 OF 9
PART NO. :	HKSC-121206	ISSUED DATE:	2012.08.03
DESCRIPTION :	I.T.E POWER SUPPLY	REV:	(A0)

16. OVERALL DRAWING

UNIT: mm



MODEL NO. :	HK-AH-120A500-DH	PAGE NO. :	6 OF 9
PART NO. :	HKSC-121206	ISSUED DATE:	2012.08.03
DESCRIPTION :	I.T.E POWER SUPPLY	REV:	(A0)

17. PACKING

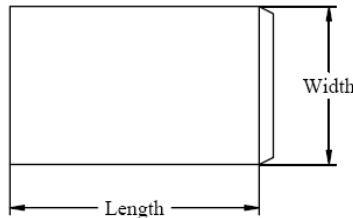
17.1 Inner Box

UNIT: mm

PE BAG

Length :

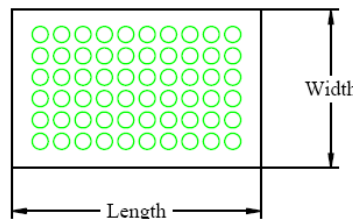
Width :



BUBBLE BAG

Length:

Width:

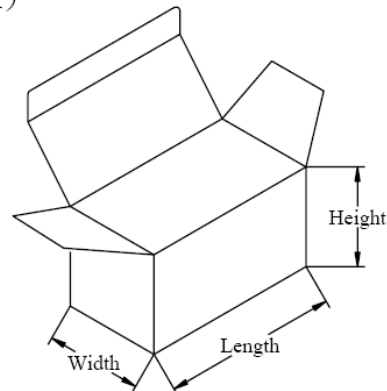


BOX(Normal BOX Corrugated BOX)

Length:128

Width:60

Height:55



NOTICE:

Its probably different from the white box of the sample and the figure dimension.
The white box is used to pack during product.

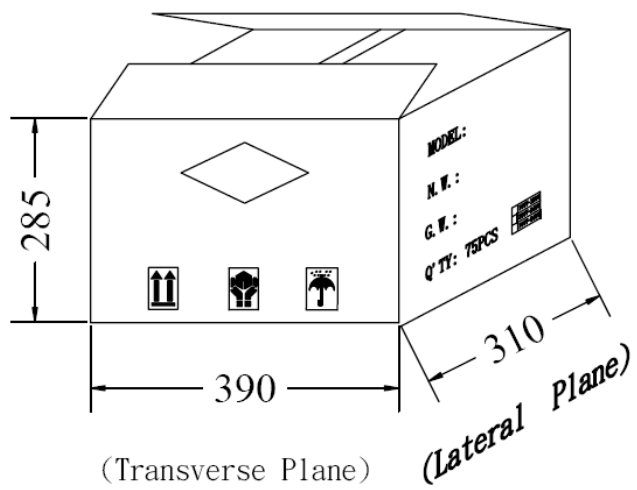
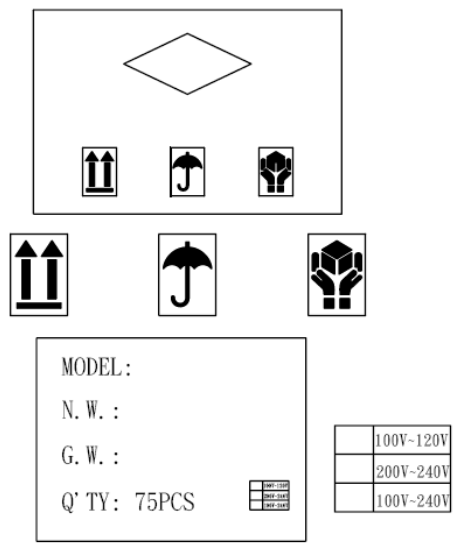
注意:樣品使用的小白盒尺寸可能與此圖面尺寸不同,此圖面尺寸是用于生產時的包裝.

MODEL NO. :	HK-AH-120A500-DH	PAGE NO. :	7 OF 9
PART NO. :	HKSC-121206	ISSUED DATE:	2012.08.03
DESCRIPTION :	I.T.E POWER SUPPLY	REV:	(A0)

17. PACKING

17.2 Carton

UNIT: mm



MODEL NO. :	HK-AH-120A500-DH	PAGE NO. :	8 OF 9
PART NO. :	HKSC-121206	ISSUED DATE:	2012.08.03
DESCRIPTION :	I.T.E. POWER SUPPLY	REV:	(A0)

18. MARKING

200# CPC 合成紙+上光 NAME-PLATE: WHITE CHARACTERS BLACK BACKGROUND.

UNIT: mm \overline{MMYYC}
 month year
 made in China
 by Hon-kwang

