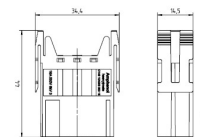


heavy|mate® - C146 F

Part No. C146 10A006 500 15

Series Heavy duty connectors heavy|mate® - C 146

Subseries Heavy duty connector heavy|mate® - C146 F



View represents all available contact positions.

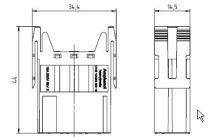
COMMON CHARACTERISTICS		
No. of contacts		6
Type of contact		Turned crimp contact
Sex of Contact		Pin
ELECTRICAL CHARACTERISTICS		
Rated voltage	DIN EN 60664-1 / IEC 60664-1	500V
Rated impulse voltage	DIN EN 60664-1 / IEC 60664-1	6000V
Installation category	DIN EN 60664-1 / IEC 60664-1	III
Insulation group	DIN EN 60664-1 / IEC 60664-1	II
Insulation resistance	DIN EN 60512-2, Test 3a / IEC 60512-2, Test 3a	$\geq 10^{10}$
Contact resistance	DIN EN 60512-2, Test 2a / IEC 60512-2 Test 2a	< 5 m
Pollution degree	DIN EN 60664-1 / IEC 60664-1	3
CLIMATICAL CHARACTERISTICS		
Climatic category	DIN EN 60068-1 / IEC 60068-1	40 / 125 / 21
MECHANICAL CHARACTERISTICS		
IP degree of protection	DIN EN 60529 / IEC 60529	IP00 unmated
Insertion and withdrawal force	DIN EN 60512-13-2, Test 13b / IEC 60512-13-2, Test 13b	25 - 30 N
Mechanical lifetime		≥ 500 mating cycles
MATERIALS		
Contacts		CuZn
Insert		PA 6.6
Colour		black
Contact plating		silver plated / gold plated
Male contact		CuZn
Female contact		CuZn
FURTHER CHARACTERISTICS		
Termination		crimp
Wire gauge		0,5 mm ² - 4,0 mm ²
Wire gauge (AWG)		20 - 12
Flammability	UL 94	V-0

heavy|mate® - C146 F

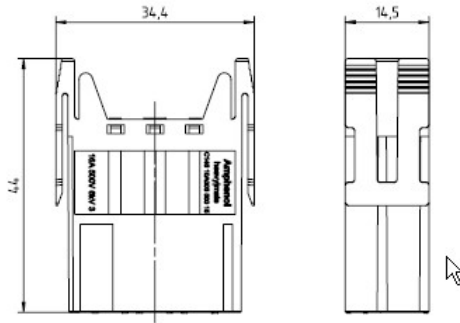
Part No. C146 10A006 500 15

Series Heavy duty connectors heavy|mate® - C 146

Subseries Heavy duty connector heavy|mate® - C146 F



View represents all available contact positions.



Drawing Dimensions in mm (Inch)