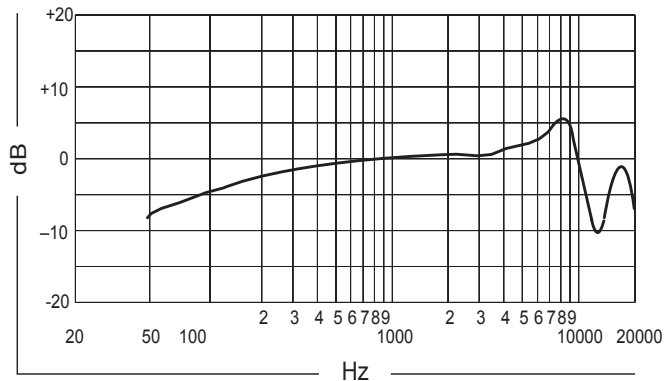


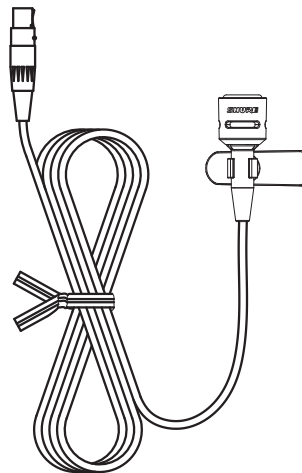
## PG185 Frequency Chart



# SHURE®

SHURE Incorporated <http://www.shure.com>  
United States, Canada, Latin America, Caribbean:  
5800 W. Touhy Avenue, Niles, IL 60714-4608, U.S.A.  
Phone: 847-600-2000 U.S. Fax: 847-600-1212 Int'l Fax: 847-600-6446  
Europe, Middle East, Africa:  
Shure Europe GmbH, Phone: 49-7131-72140 Fax: 49-7131-721414  
Asia, Pacific:  
Shure Asia Limited, Phone: 852-2893-4290 Fax: 852-2893-4055

## PG185 Lavalier Wireless Microphone



The PG185 is an electret condenser microphone for clip-on use with a wireless bodypack transmitter.

©2006  
Shure Incorporated  
27EN8864A (Rev. 1)

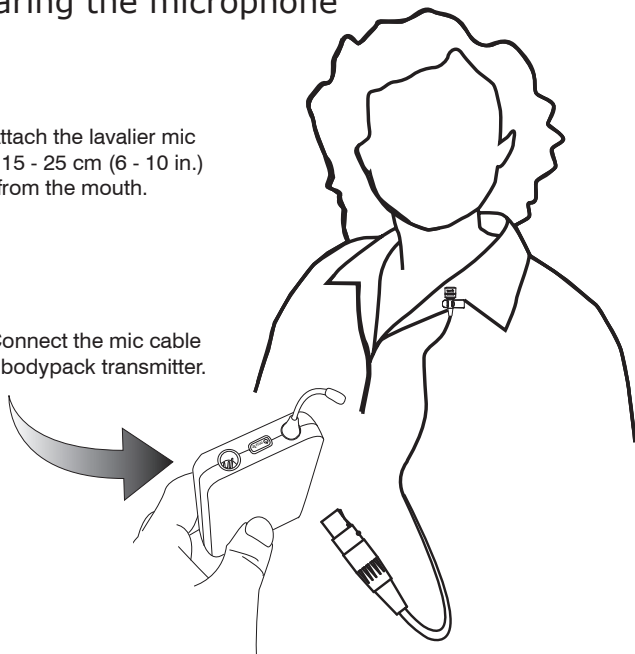


Eligible to bear CE marking. Conforms to European EMC Directive 89/336/EEC. Meets applicable tests and performance criteria in European Standard EN 55103 (1996) parts 1 and 2, for residential (E1) and light industrial (E2) environments.

## Wearing the microphone

1 Attach the lavalier mic about 15 - 25 cm (6 - 10 in.) away from the mouth.

2 Connect the mic cable to the bodypack transmitter.



### PG185 Technical Specifications

Type	Condenser, electret bias
Frequency Response	60Hz to 12,000Hz* (see Frequency Chart)
Polar Pattern	Cardioid (unidirectional)
Output Impedance	1200Ω @1kHz*
Output Level	-47dBV/Pa (4.5 mV)*
Signal to Noise Ratio	66dB, 1kHz at 1 Pa*
Maximum SPL	120dB
Dynamic Range (max. SPL to A-weighted noise level)	92dB*
Output Noise	28dB (typical, A-Weighted)*
Recommended Operating Voltage	+5VDC, 10V max (pin 2 to pin 1)
Polarity	Positive sound pressure on diaphragm produces positive voltage on pins 3 and 4 relative to pin 1 (ground) on the mini TA4F connector
Cable	1.22 m (48 in.) two-conductor shielded
Connector	Mini TA4F
Net Weight	23 g (0.81 oz)
Replacement Parts	Windscreen (2), Clothing clip.....RK323
<i>*All measurements taken using RK183PK preamp set to 0dB gain</i>	

### Wiring Diagram

