PIN RECEPTACLES
for 0,38 - 0,51 diameter pins (#11 contact) and 0,38 - 0,56 diameter pins (#21 contact) (see specific contact range on page 217)

0548

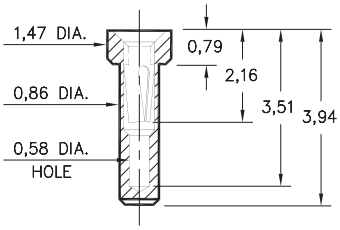

0548-0-15-XX-21-XX-10-0
Solder mount in 0,91 min. mounting hole

8975

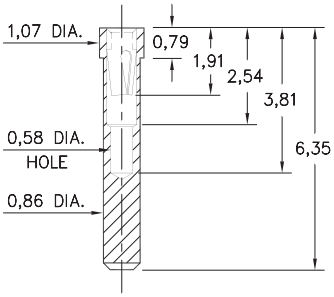

8975-0-15-XX-21-XX-10-0
Solder mount in 0,91 min. mounting hole

3016

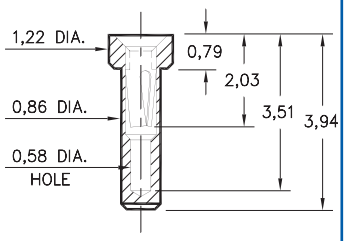

3016-0-15-XX-21-XX-10-0
Solder mount in 0,91 min. mounting hole

9548

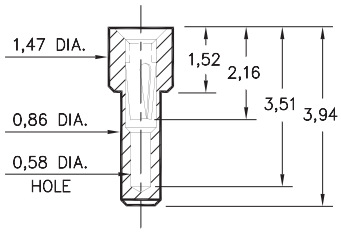

9548-0-15-XX-21-XX-10-0
Solder mount in 0,91 min. mounting hole

8637

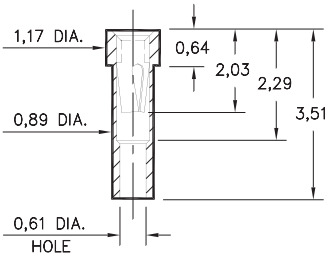

8637-0-15-XX-21-XX-10-0
Solder mount in 0,94 min. mounting hole

1407

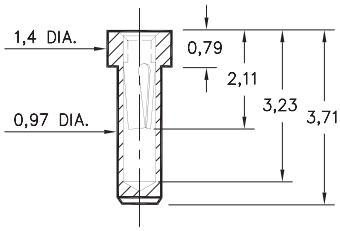

1407-0-15-XX-11-XX-10-0
Solder mount in 1,02 min. mounting hole

0553/8553

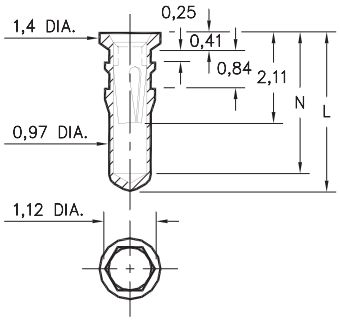

Basic Part Number	Length L	Depth N
0553-1	3,56	3,15
0553-2	4,32	3,91
0553-3	7,16	6,76
8553-0	6,22	5,82

X553-X-15-XX-X1-XX-10-0
Hex press-fit in 1,04 plated thru hole

0566

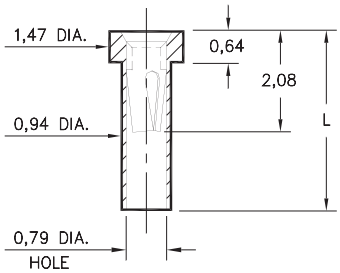

Basic Part Number	Length L
0566-1	2,11
0566-2	3,51

0566-X-15-XX-21-XX-10-0
Solder mount in 1,0 min. mounting hole

0442

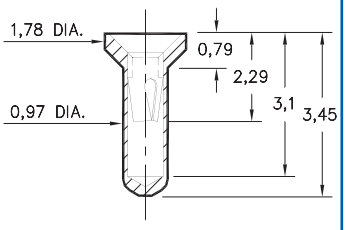

0442-0-15-XX-11-XX-10-0
Solder mount in 1,02 min. mounting hole

0554

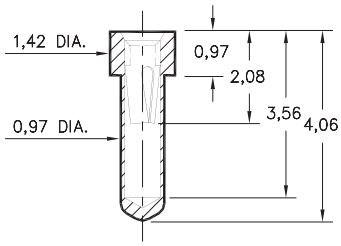

0554-0-15-XX-21-XX-10-0
Solder mount in 1,02 min. mounting hole

SPECIFICATIONS

SHELL MATERIAL:
Brass Alloy 360, 1/2 Hard

CONTACT MATERIAL:
Beryllium Copper Alloy 172, HT

DIMENSION IN INCHES
TOLERANCES ON:
LENGTHS: ±0,13
DIAMETERS: ±0,05
ANGLES: ± 2°

ORDER CODE: XXXX - X - 15 - XX - XX - XX - 10 - 0

BASIC PART #

SPECIFY SHELL FINISH:
01 5,08µm TIN/LEAD OVER NICKEL
80 5,08µm TIN OVER NICKEL ◇
15 0,25µm GOLD OVER NICKEL ◇

SPECIFY CONTACT FINISH:
02 2,54µm TIN/LEAD OVER NICKEL
84 2,54µm TIN OVER NICKEL ◇
27 0,76µm GOLD OVER NICKEL ◇

RoHS 2002/95/EC

SELECT CONTACT
#11 or #21 CONTACT (DATA ON PAGE 217)