


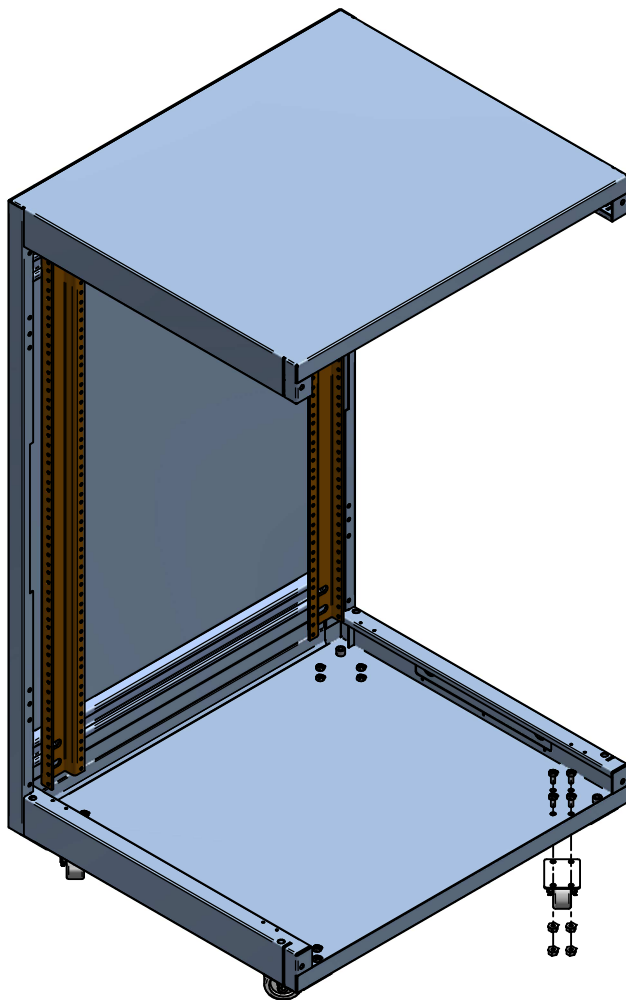
REFK- SERIES

ASSEMBLY INSTRUCTIONS FOR HEAVY DUTY CASTERS

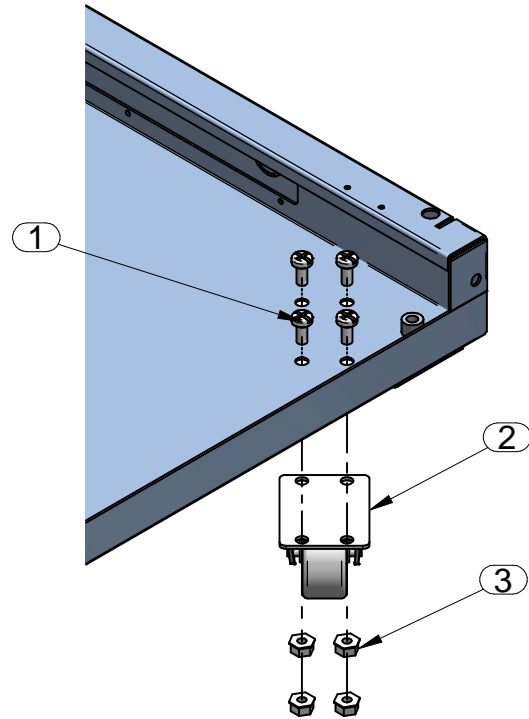
BUL10265
REV. A
PAGE 1 OF 1



FRONT VIEW



SHOWN WITH SIDE ASSEMBLY REMOVED



ASSEMBLY TYPICAL AT ALL CORNERS

ASSEMBLY INSTRUCTIONS:

- A) Set rack on its side for easier installation.
- B) Fasten casters (item 2) using 1/4" hardware (items 1, 3) supplied.
- C) Return rack to upright position on casters. See assembly detail above.

PARTS LIST

ITEM No.	DESCRIPTION	QTY
1	SCREW 1/4-20 X 1/2 RND SL ZP	16
2	CASTER SWIVEL ROCKITE 2"	4
3	NUT 1/4 20-KEP ZP	16

TOOL BOX



Phillips
Screw Driver



7/16" Open End
Wrench



visit our website @ www.hammondmfg.com