
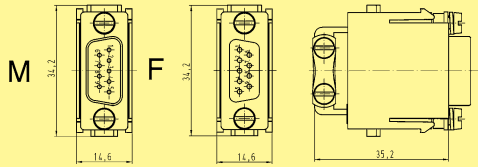

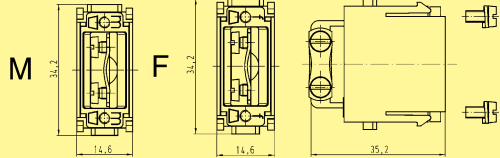
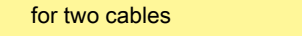

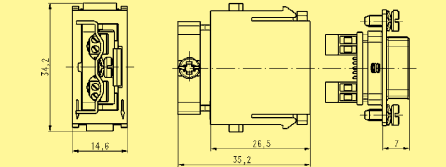
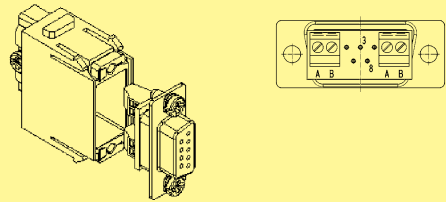


Number of contacts

9



Identification	Part number		Drawing	Dimensions in mm						
	Male insert (M)	Female insert (F)								
<p>Crimp terminal Order crimp contacts separately (see page 06.91)</p> 	09 14 009 3001	09 14 009 3101								
<p>Adapter module without D-Sub insert</p> <p>for one cable</p> 	09 14 000 9930	09 14 000 9931								
<p>for two cables</p> 	09 14 000 9932	09 14 000 9933								
<p>Screw terminal for RS 485-based bus systems with T-functionality</p> 		09 14 009 3151	 <p>  </p> <p>Contact arrangement view from termination side</p> <table border="1" data-bbox="1034 1854 1375 1966"> <thead> <tr> <th>Signal</th> <th>Contact no.</th> </tr> </thead> <tbody> <tr> <td>A</td> <td>8</td> </tr> <tr> <td>B</td> <td>3</td> </tr> </tbody> </table>	Signal	Contact no.	A	8	B	3	
Signal	Contact no.									
A	8									
B	3									

Han Modular