



Features

- High resistance to heat and humidity
- Resistance to mechanical shock and pressure
- Accurate dimensions for automatic surface mounting
- Wide impedance range
- RoHS compliant* and halogen free**



The model MH4532 and MH4516 series as well as model MH3261-190Y through -501 are currently available but not recommended for new designs.

MH Series High Current Chip Ferrite Beads

Electrical Specifications

Model Number	Impedance (Ω) at 100 MHz	RDC (mΩ) Max.	IDC (A) Max.
MH4532-700Y	70 ±25 %	30	6.0
MH4532-800Y	80 ±25 %	10	6.0
MH4532-121Y	120 ±25 %	50	3.0
MH4532-131Y	130 ±25 %	40	3.0
MH4532-151Y	150 ±25 %	20	5.0
MH4532-681Y	680 ±25 %	30	4.0
MH4532-132Y	1300 ±25 %	60	3.0
MH4516-600Y	60 ±25 %	10	6.0
MH4516-750Y	75 ±25 %	25	3.0
MH4516-800Y	80 ±25 %	50	3.0
MH4516-102Y	1000 ±25 %	150	1.5
MH3261-190Y	19 ±25 %	40	3.0
MH3261-260Y	26 ±25 %	40	3.0
MH3261-310Y	31 ±25 %	40	3.0
MH3261-500Y	50 ±25 %	25	3.0
MH3261-700Y	70 ±25 %	30	4.0
MH3261-800Y	80 ±25 %	30	4.0
MH3261-900Y	90 ±25 %	40	3.0
MH3261-101Y	100 ±25 %	30	4.0
MH3261-121Y	120 ±25 %	100	2.0
MH3261-151Y	150 ±25 %	100	2.0
MH3261-301Y	300 ±25 %	200	1.0
MH3261-471Y	470 ±25 %	200	1.0
MH3261-501Y	500 ±25 %	40	3.0
MH3261-601Y	600 ±25 %	100	2.0
MH2029-070Y	7 ±25 %	30	3.0
MH2029-100Y	10 ±25 %	10	6.0
MH2029-300Y	30 ±25 %	25	3.0
MH2029-400Y	40 ±25 %	20	5.0
MH2029-600Y	60 ±25 %	20	5.0
MH2029-800Y	80 ±25 %	40	3.0
MH2029-101Y	100 ±25 %	100	2.0
MH2029-121Y	120 ±25 %	100	2.0
MH2029-151Y	150 ±25 %	100	2.0
MH2029-221Y	220 ±25 %	100	2.0
MH2029-301Y	300 ±25 %	200	1.0
MH2029-401Y	400 ±25 %	100	2.0
MH2029-471Y	470 ±25 %	200	1.0
MH2029-601Y	600 ±25 %	200	1.0
MH1608-100Y	10 ±25 %	100	6.0
MH1608-300Y	30 ±25 %	60	3.0
MH1608-600Y	60 ±25 %	40	3.0
MH1608-800Y	80 ±25 %	40	3.0
MH1608-101Y	100 ±25 %	40	3.0
MH1608-121Y	120 ±25 %	100	2.0
MH1608-151Y	150 ±25 %	100	2.0
MH1608-221Y	220 ±25 %	100	2.0
MH1608-301Y	300 ±25 %	200	1.0
MH1608-471Y	470 ±25 %	200	1.0
MH1608-601Y	600 ±25 %	200	1.0

General Specifications

Operating Temperature-55 °C to +125 °C
 Storage Temperature-55 °C to +125 °C
 Storage Condition+40 °C max. at 70 % RH
 Reflow Soldering .. 230 °C, 50 sec. max.
 Resistance to Soldering Heat+260 °C, 5 seconds
 Rated Current.....Based on maxtemperature rise of +40 °C
 Terminal Strength (Force "F" applied for 30 seconds)
 4532 Series 1.5 F (Kg)
 4516 Series 1.0 F (Kg)
 3261 Series 1.0 F (Kg)
 2029 Series 0.6 F (Kg)
 1608 Series 0.5 F (Kg)

Materials

Core MaterialFerrite
 Internal ConductorAg or Ag/Pd
 TerminalAg/Ni/Sn

* RoHS Directive 2002/95/EC Jan. 27, 2003 including annex and RoHS Recast 2011/65/EU June 8, 2011.

** Bourns follows the prevailing definition of "halogen free" in the industry. Bourns considers a product to be "halogen free" if (a) the Bromine (Br) content is 900 ppm or less; (b) the Chlorine (Cl) content is 900 ppm or less; and (c) the total Bromine (Br) and Chlorine (Cl) content is 1500 ppm or less.

Specifications are subject to change without notice.

The device characteristics and parameters in this data sheet can and do vary in different applications and actual device performance may vary over time.

Users should verify actual device performance in their specific applications.

Applications

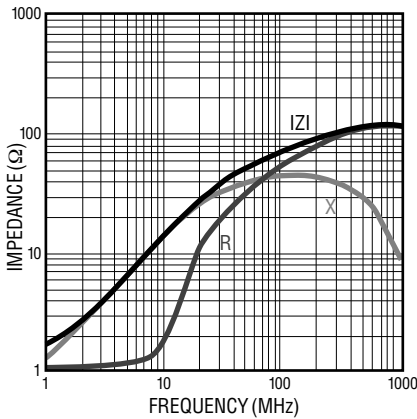
- Power supply lines
- IC power lines
- Signal lines

MH Series High Current Chip Ferrite Beads

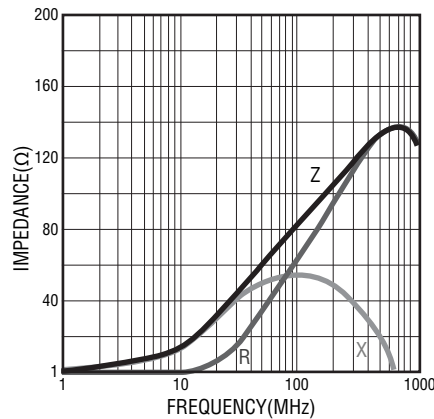
BOURNS®

Electrical Specifications (continued)

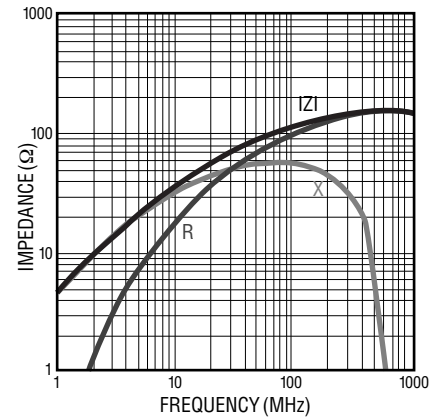
MH 4532- 700Y



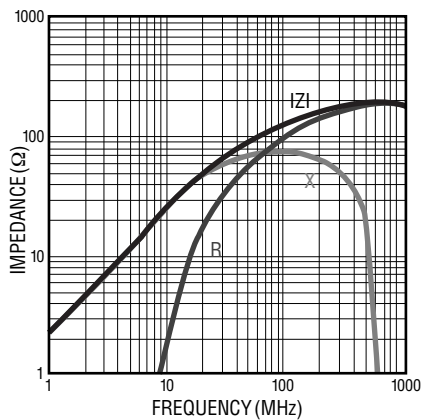
MH 4532- 800Y



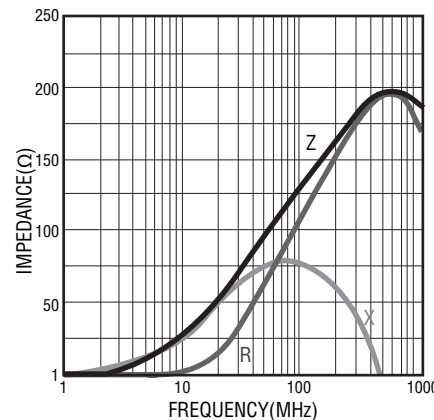
MH 4532- 121Y



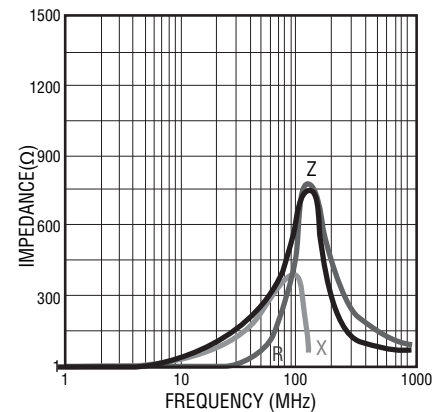
MH 4532- 131Y



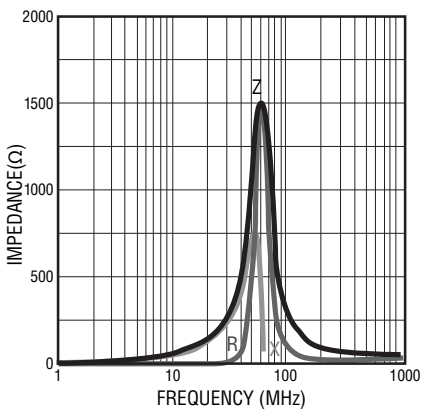
MH 4532- 151Y



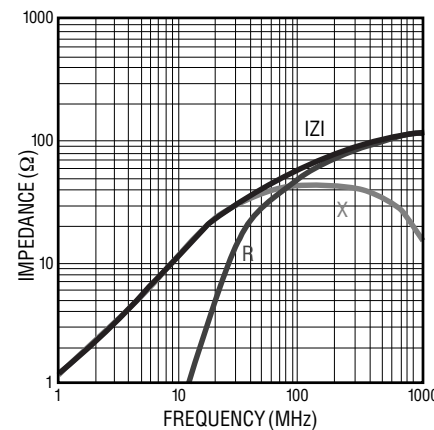
MH 4532- 681Y



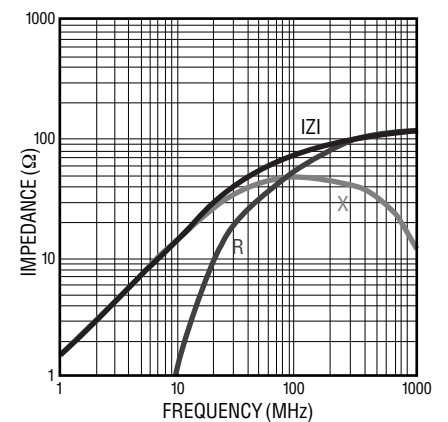
MH 4532- 132Y



MH 4516- 600Y



MH 4516- 750Y



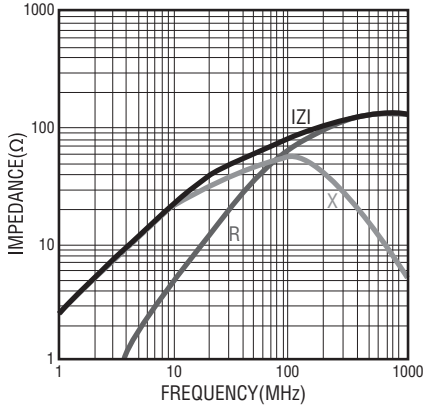
Specifications are subject to change without notice.
The device characteristics and parameters in this data sheet can and do vary in different applications and actual device performance may vary over time.
Users should verify actual device performance in their specific applications.

MH Series High Current Chip Ferrite Beads

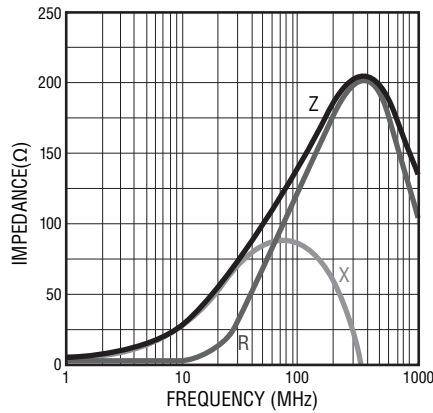
BOURNS®

Electrical Specifications (continued)

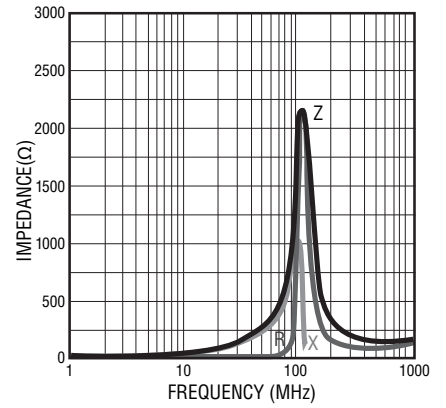
MH 4516- 800Y



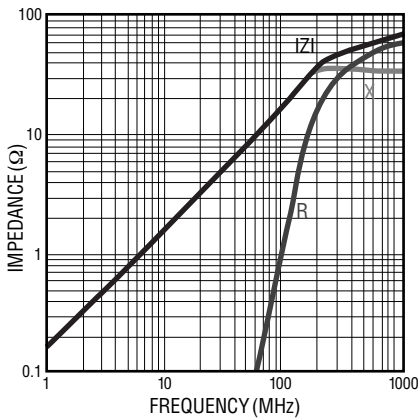
MH 4516- 101Y



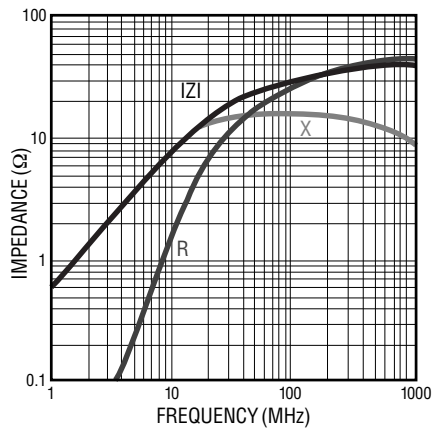
MH 4516- 102Y



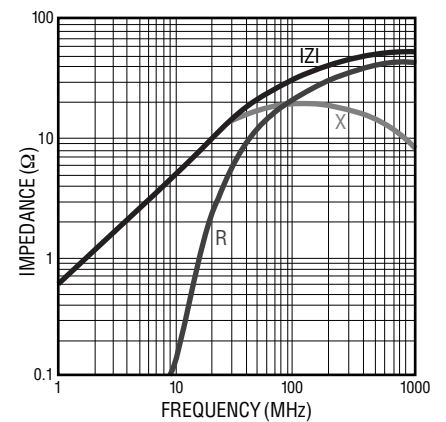
MH 3261- 190Y



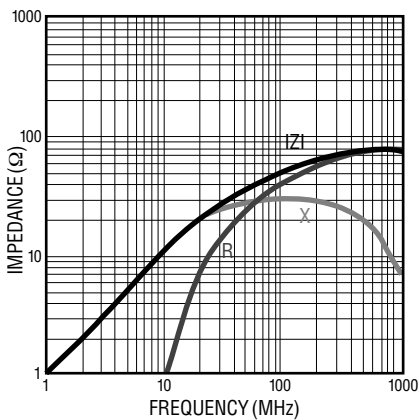
MH 3261- 260Y



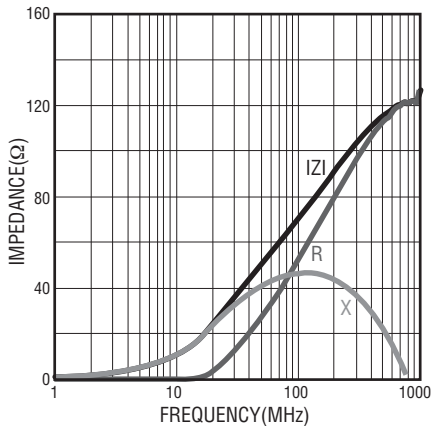
MH 3261- 310Y



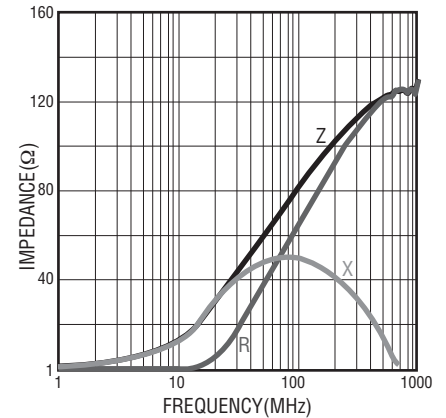
MH 3261- 500Y



MH 3261- 700Y



MH 3261- 800Y



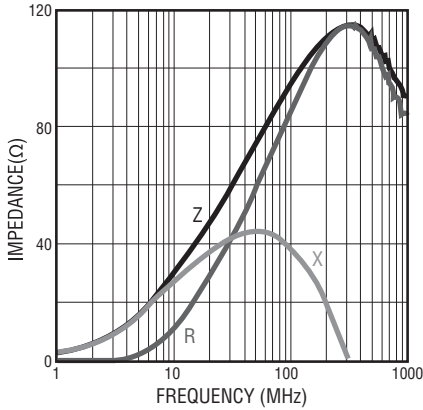
Specifications are subject to change without notice.
The device characteristics and parameters in this data sheet can and do vary in different applications and actual device performance may vary over time.
Users should verify actual device performance in their specific applications.

MH Series High Current Chip Ferrite Beads

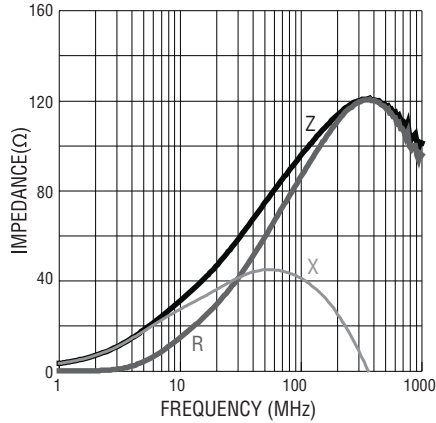
BOURNS®

Electrical Specifications (continued)

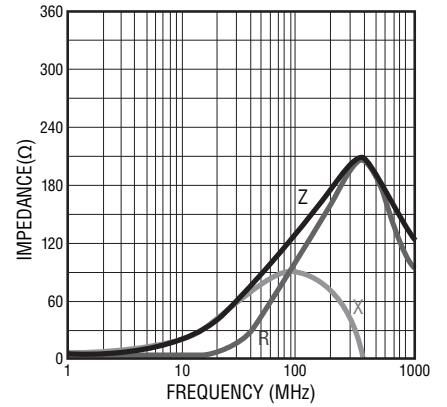
MH 3261- 900Y



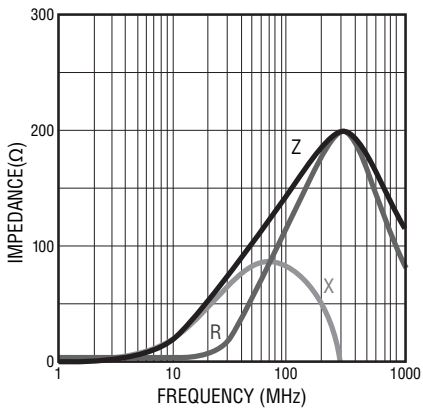
MH 3261- 101Y



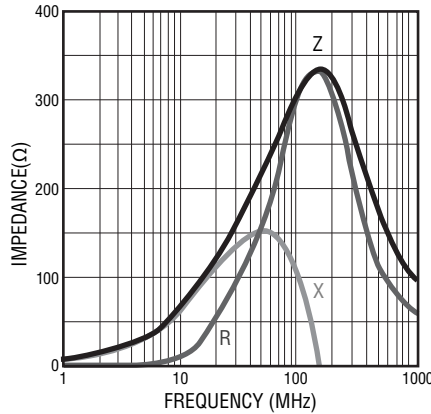
MH 3261- 121Y



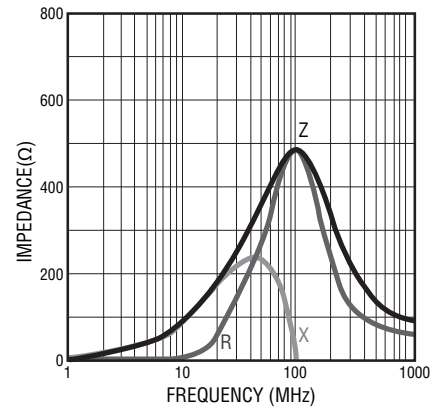
MH 3261- 151Y



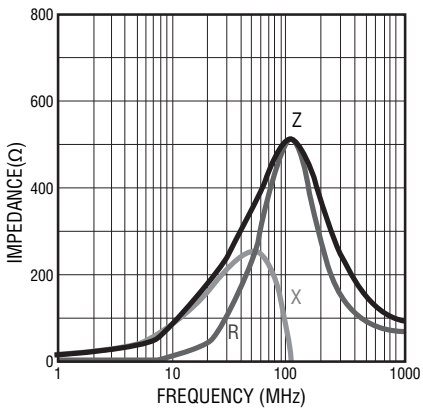
MH 3261- 301Y



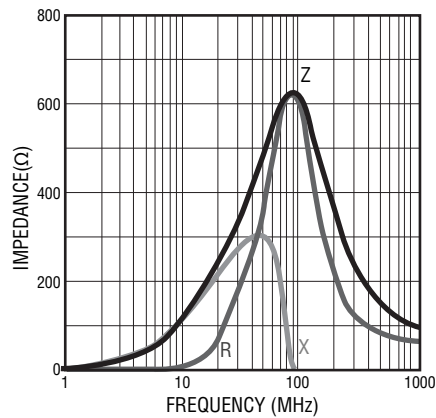
MH 3261- 471Y



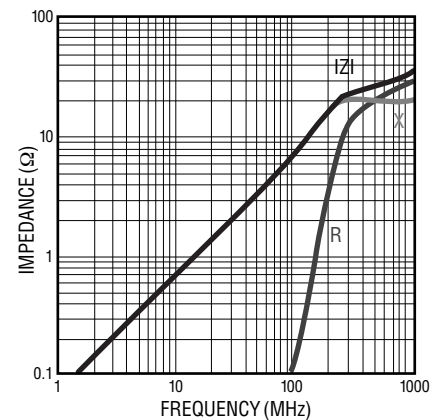
MH 3261- 501Y



MH 3261- 601Y



MH 2029- 070Y



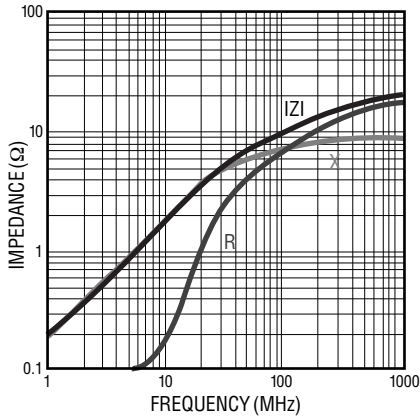
Specifications are subject to change without notice. The device characteristics and parameters in this data sheet can and do vary in different applications and actual device performance may vary over time. Users should verify actual device performance in their specific applications.

MH Series High Current Chip Ferrite Beads

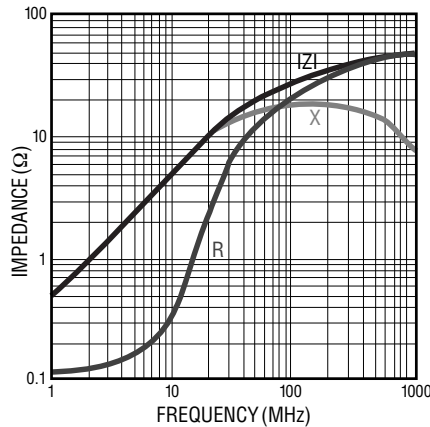
BOURNS®

Electrical Specifications (continued)

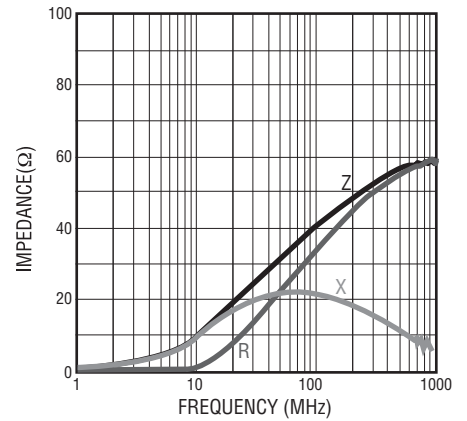
MH 2029- 100Y



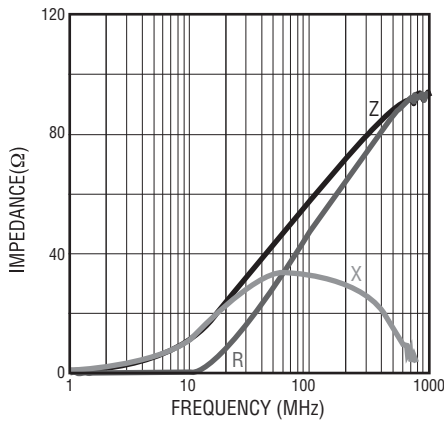
MH 2029- 300Y



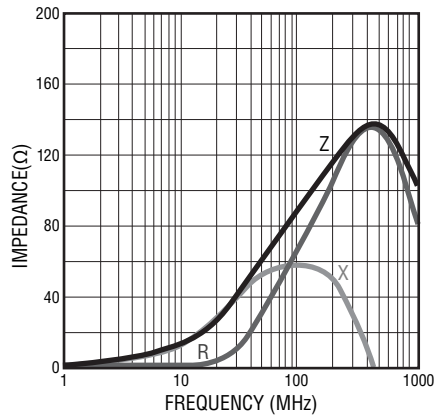
MH 2029 -400Y



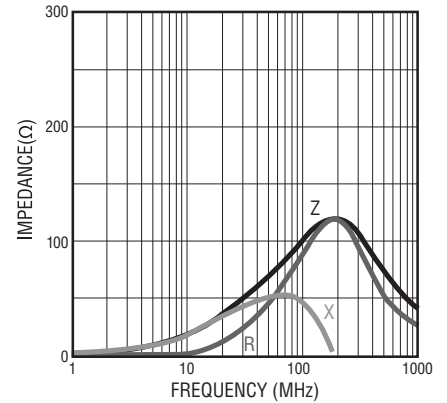
MH 2029 -600Y



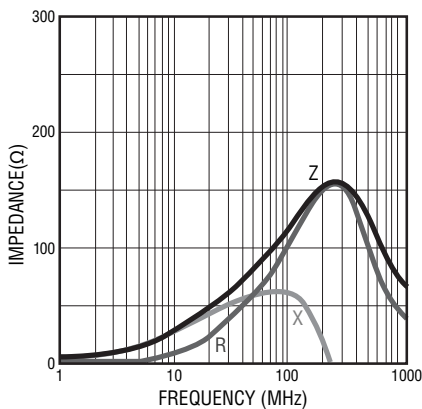
MH 2029- 800Y



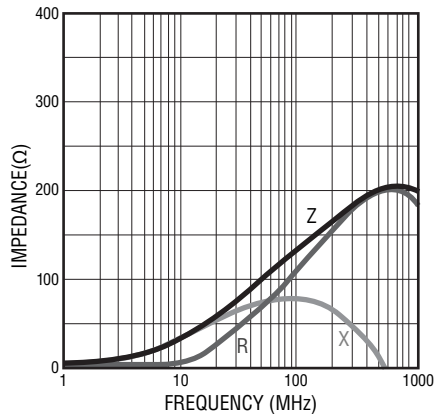
MH 2029- 101Y



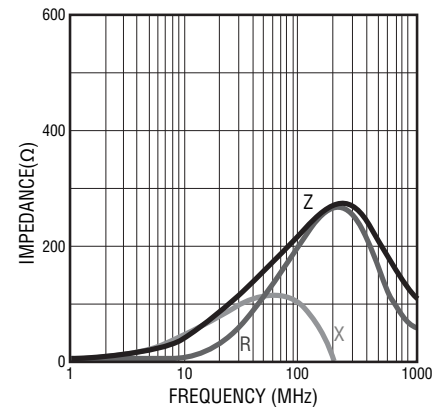
MH 2029- 121Y



MH 2029- 151Y



MH 2029- 221Y



Specifications are subject to change without notice.

The device characteristics and parameters in this data sheet can and do vary in different applications and actual device performance may vary over time.

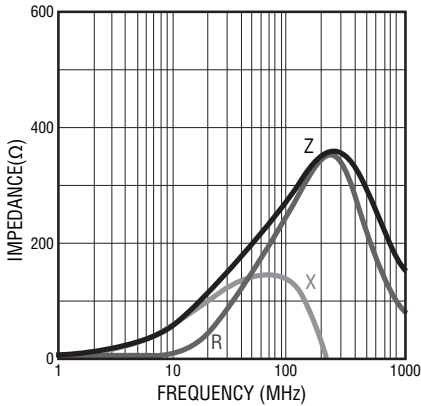
Users should verify actual device performance in their specific applications.

MH Series High Current Chip Ferrite Beads

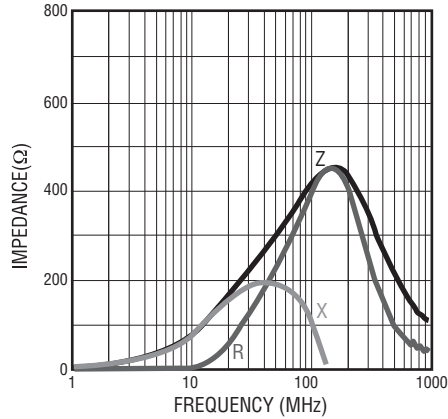
BOURNS®

Electrical Specifications (continued)

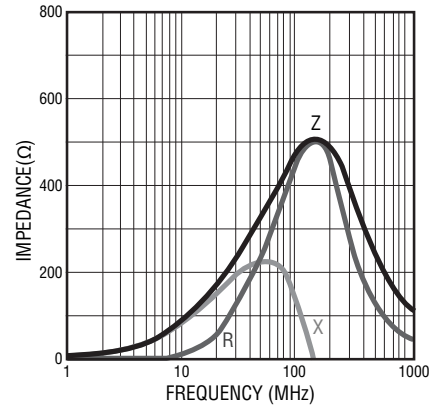
MH 2029- 301Y



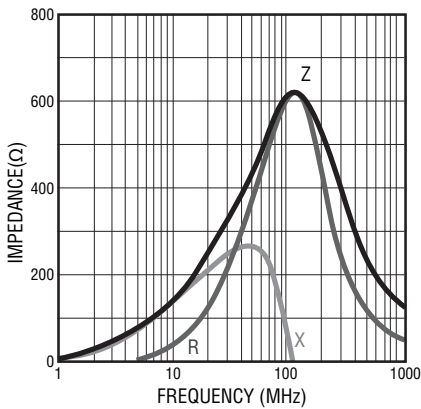
MH 2029 -401Y



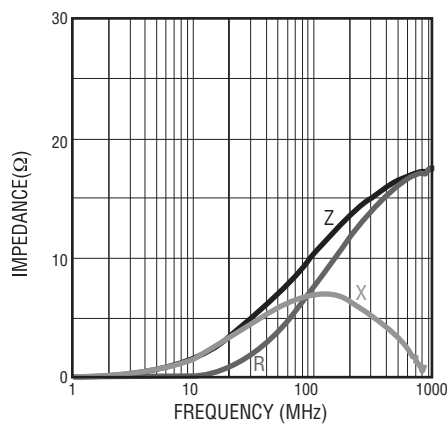
MH 2029- 471Y



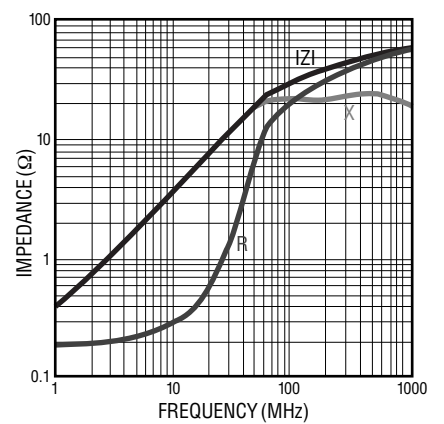
MH 2029- 601Y



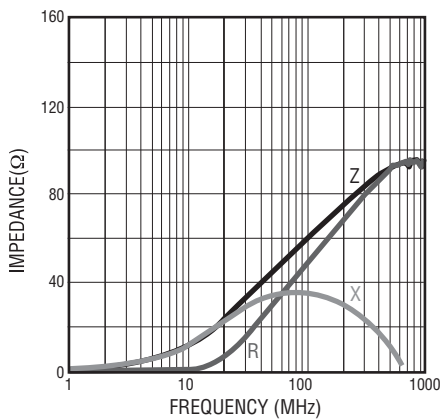
MH 1608 -100Y



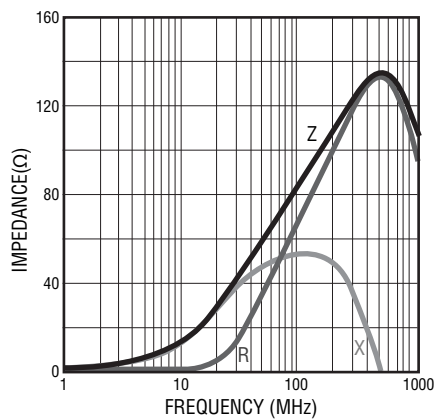
MH 1608- 300Y



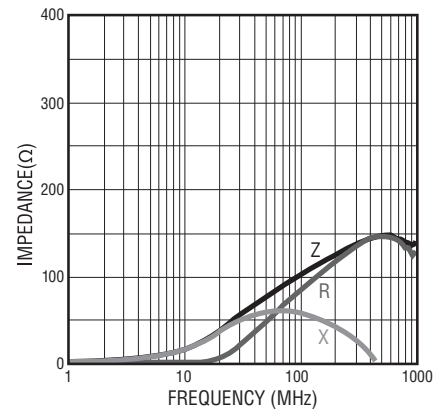
MH 1608 -600Y



MH 1608- 800Y



MH 1608- 101Y



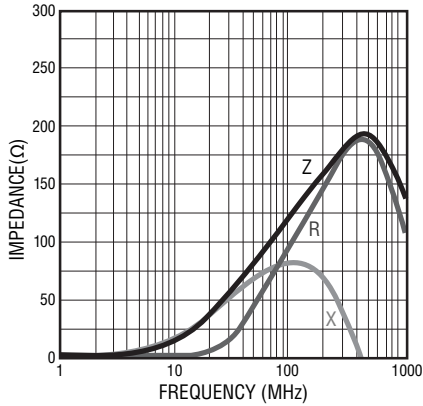
Specifications are subject to change without notice.
The device characteristics and parameters in this data sheet can and do vary in different applications and actual device performance may vary over time.
Users should verify actual device performance in their specific applications.

MH Series High Current Chip Ferrite Beads

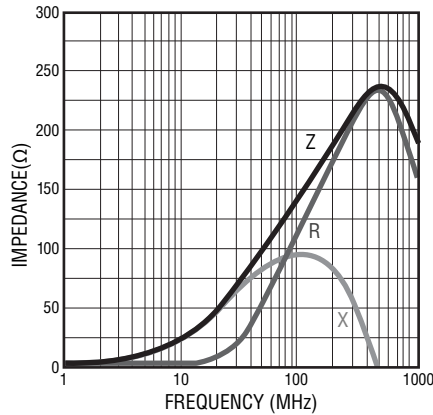
BOURNS®

Electrical Specifications (continued)

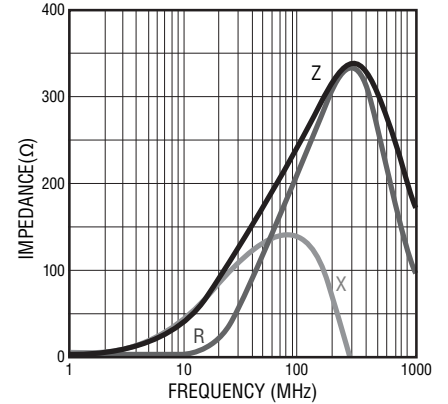
MH 1608- 121Y



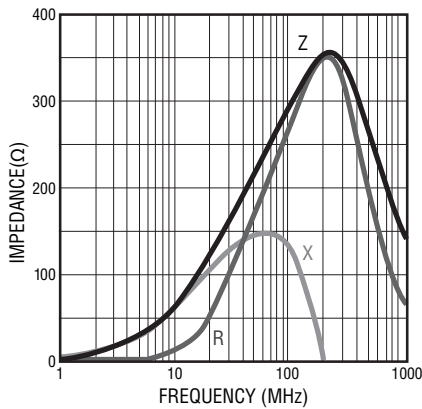
MH 1608- 151Y



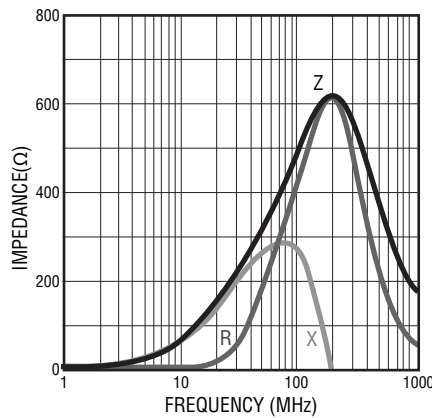
MH 1608- 221Y



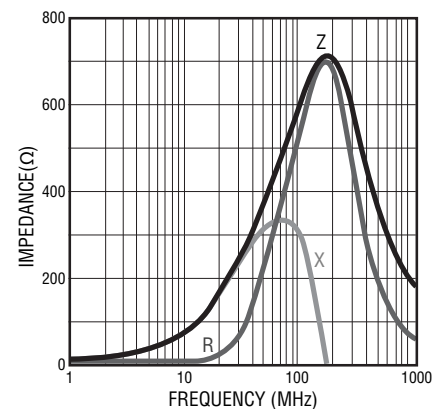
MH 1608- 301Y



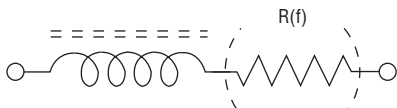
MH 1608- 471Y



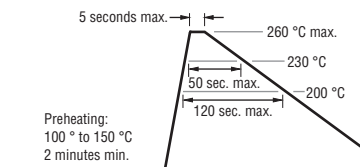
MH 1608- 601Y



Equivalent Circuit



Recommended Soldering

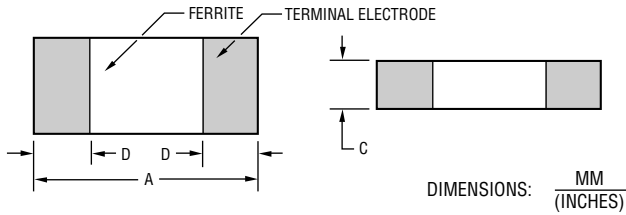


Specifications are subject to change without notice.
The device characteristics and parameters in this data sheet can and do vary in different applications and actual device performance may vary over time.
Users should verify actual device performance in their specific applications.

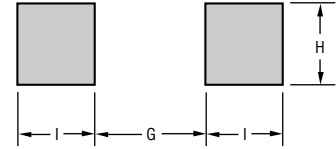
MH Series High Current Chip Ferrite Beads

BOURNS®

Product Dimensions

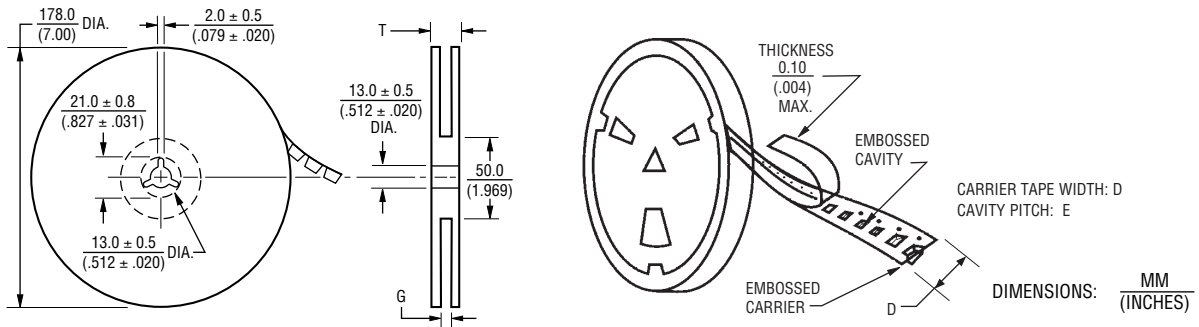


Recommended Land Pattern



Series	A	B	C	D	G	H	I
4532	$\frac{4.5 \pm 0.2}{(.177 \pm .008)}$	$\frac{3.2 \pm 0.2}{(.126 \pm .008)}$	$\frac{1.5 \pm 0.2}{(.059 \pm .008)}$	$\frac{0.5 \pm 0.2}{(.020 \pm .008)}$	$\frac{3.0}{(.118)}$	$\frac{3.0}{(.118)}$	$\frac{1.5}{(.059)}$
4516	$\frac{4.5 \pm 0.2}{(.177 \pm .008)}$	$\frac{1.6 \pm 0.2}{(.063 \pm .008)}$	$\frac{1.6 \pm 0.2}{(.063 \pm .008)}$	$\frac{0.5 \pm 0.2}{(.020 \pm .008)}$	$\frac{3.0}{(.118)}$	$\frac{1.4}{(.055)}$	$\frac{1.5}{(.059)}$
3261	$\frac{3.2 \pm 0.2}{(.126 \pm .008)}$	$\frac{1.6 \pm 0.2}{(.063 \pm .008)}$	$\frac{1.1 \pm 0.2}{(.043 \pm .008)}$	$\frac{0.5 \pm 0.2}{(.020 \pm .008)}$	$\frac{2.0}{(.079)}$	$\frac{1.4}{(.053)}$	$\frac{1.1}{(.043)}$
2029	$\frac{2.0 \pm 0.2}{(.079 \pm .008)}$	$\frac{1.2 \pm 0.2}{(.047 \pm .008)}$	$\frac{0.9 \pm 0.2}{(.035 \pm .008)}$	$\frac{0.5 \pm 0.2}{(.020 \pm .008)}$	$\frac{1.0}{(.040)}$	$\frac{1.0}{(.040)}$	$\frac{1.0}{(.040)}$
1608	$\frac{1.6 \pm 0.2}{(.063 \pm .008)}$	$\frac{0.8 \pm 0.2}{(.031 \pm .008)}$	$\frac{0.8 \pm 0.2}{(.031 \pm .008)}$	$\frac{0.5 \pm 0.2}{(.020 \pm .008)}$	$\frac{0.7}{(.028)}$	$\frac{0.7}{(.028)}$	$\frac{0.7}{(.028)}$

Reel Dimensions



Series	Pcs. per Reel	Gross Weight (g)	D	E	G	T
4532	1,000	170	$\frac{12.0}{(.472)}$	$\frac{8.0}{(.315)}$	$\frac{14.0 + 0}{(.551 + 0)}$	$\frac{16.5}{(.650)}$
4516	2,000	180	$\frac{12.0}{(.472)}$	$\frac{8.0}{(.315)}$	$\frac{14.0 + 0}{(.551 + 0)}$	$\frac{16.5}{(.650)}$
3261	3,000	150	$\frac{8.0}{(.315)}$	$\frac{4.0}{(.157)}$	$\frac{10.0 + 0}{(.394 + 0)}$	$\frac{12.5}{(.492)}$
2029	4,000	120	$\frac{8.0}{(.315)}$	$\frac{4.0}{(.157)}$	$\frac{10.0 + 0}{(.394 + 0)}$	$\frac{12.5}{(.492)}$
1608	4,000	90	$\frac{8.0}{(.315)}$	$\frac{4.0}{(.157)}$	$\frac{10.0 + 0}{(.394 + 0)}$	$\frac{12.5}{(.492)}$

REV. 06/13

Specifications are subject to change without notice.
 The device characteristics and parameters in this data sheet can and do vary in different applications and actual device performance may vary over time.
 Users should verify actual device performance in their specific applications.