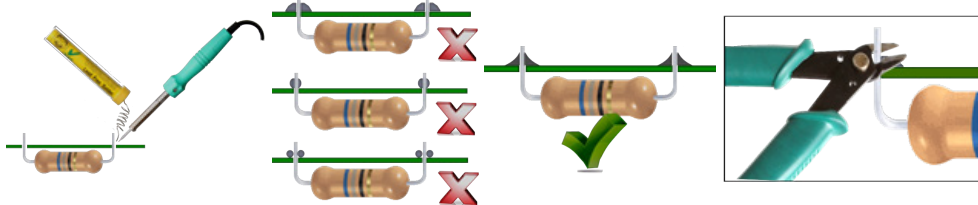



Soldering - Solderen - Soudage - Löten - Soldadura - Lötning - Juottaminen - Saldatura - Solda



Component side - Componentzijde - Côte composants - Bauteileseite - Lado de los componentes

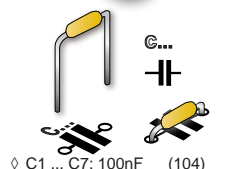


1

Resistor - Weerstand - Résistance - Widerstand - Resistencia - Motstand - Vastus - Resistenze

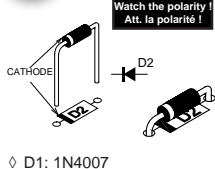
◇ R1 ... R3: 4K7	(Yellow, Purple, Red) - (Geel, Paars, Rood) - (Jaune, Violet, Rouge) - (Gelb, Violet, Rot) - (Gul, Lila, Röd) - (Keltainen, Purppura, Punainen) - (Amarillo, Morado, Rojo) - (Amarelo, Violeta, Encarnado) - (Giallo, Viola, Rosso)
◇ R4, R5: 1K	(Brown, Black, Red) - (Bruin, Zwart, Rood) - (Brun, Noir, Rouge) - (Braun, Schwarz, Rot) - (Brun, Svart, Röd) - (Ruskea, Musta, Punainen) - (Marrón, Negro, Rojo) - (Castanho, Preto, Encarnado) - (Marrone, Nero, Rosso)
◇ R6: 100K	(Brown, Black, Yellow) - (Bruin, zwart, Geel) - (Brun, noir, Jaune) - (Braun, Schwarz, Gelb) - (Brun, Svart, Gul) - (Ruskea, Musta, Keltainen) - (Marrón, Negro, Amarillo) - (Castanho, Preto, Amarelo) - (Marrone, Nero, Giallo)
◇ R7: 47K	(Yellow, Purple, Orange) - (Geel, Paars, Oranje) - (Jaune, Violet, Orange) - (Gelb, Violet, Orange) - (Gul, Lila, Orange) - (Keltainen, Purppura, Oranssi) - (Amarillo, Morado, Naranja) - (Amarelo, Violeta, Laranja) - (Giallo, Viola, Aranciato)

2 Ceramic capacitors



◇ C1 ... C7: 100nF (104)

3 Diode



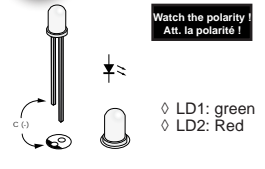
◇ D1: 1N4007

4 IC - socket



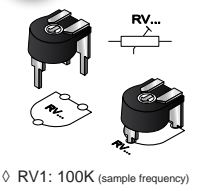
◇ IC1: 28p

5 LEDs



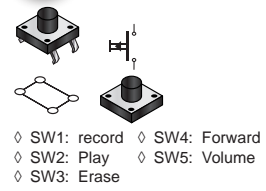
◇ LD1: green
◇ LD2: Red

6 Potentiometer



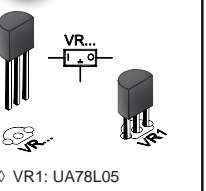
◇ RV1: 100K (sample frequency)

7 Push button



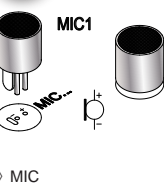
◇ SW1: record ◇ SW4: Forward
◇ SW2: Play ◇ SW5: Volume
◇ SW3: Erase

8 Voltage regulator



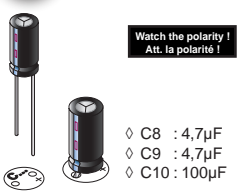
◇ VR1: UA78L05

9 Microphone



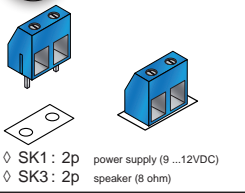
◇ MIC

10 Electrolytic capacitors




◇ C8 : 4,7µF
◇ C9 : 4,7µF
◇ C10 : 100µF

11 Terminal block



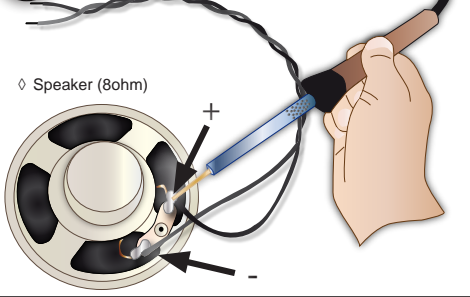
◇ SK1 : 2p power supply (9 ...12VDC)
◇ SK3 : 2p speaker (8 ohm)

12 IC

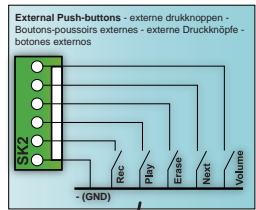
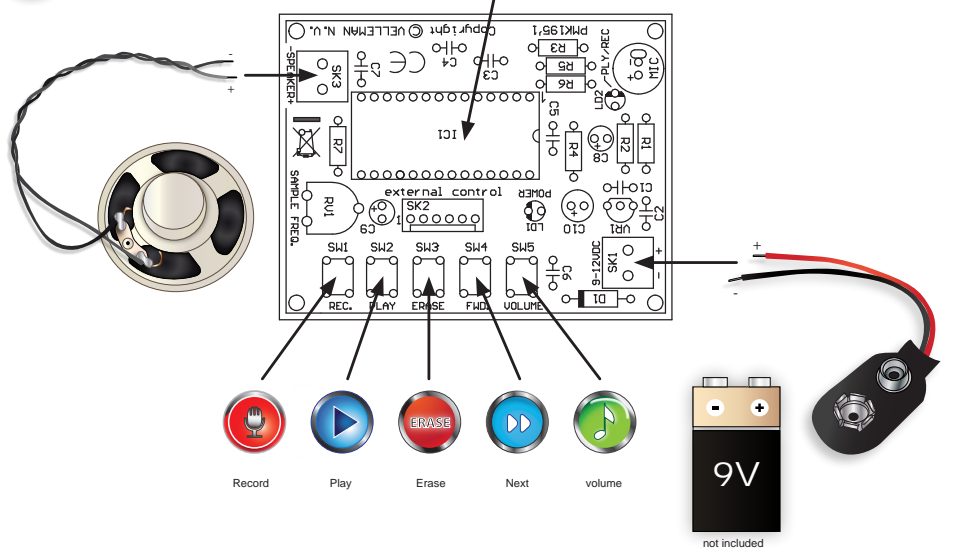


◇ IC1 : ISD1760PY (Voice record/playback chip)

13 Speaker



14 Connection diagram



not included