

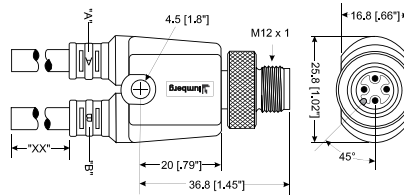
M12-Splitters, Single- and Double-Ended, IEC Color Code

ASB 2 | ASB 2-RKT | ASB 2-RKWT



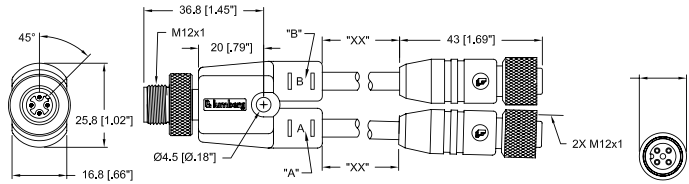
M12-Duo-Male to Open Leads

Splitter, single-ended, M12-duo, male straight with self-locking threaded joint and two open leads.



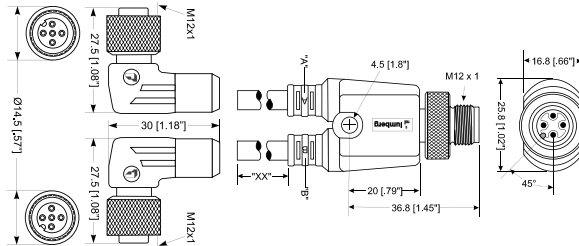
M12-Duo-Male to 2xM12 Female Str.

Splitter, double-ended, M12-duo, male straight to two M12, female straight connectors with self-locking threaded joint.



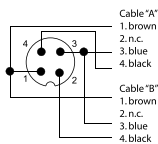
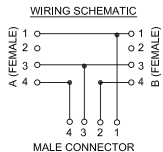
M12-Duo-Male to 2xM12 Female 90°

Splitter, double-ended, M12-duo, male straight to two M12, female 90° connectors with self-locking threaded joint.



Pin Assignments

Wiring Diagram





Be Certain with Belden

M12-Splitters, Single- and Double-Ended, IEC Color Code ASB 2 | ASB 2-RKT | ASB 2-RKWT

Technical Data

Environmental

| | |
|-----------------------------|---|
| Degree of protection | IP 67 / NEMA 6P |
| Operating temperature range | TPE: -40°C (-40°F) / +90°C (+194°F) PVC: -40°C (-40°F) / +90°C (+194°F) PUR: -40°C (-40°F) / +80°C (+176°F) |

Mechanical (RST)
















| | |
|-----------------------|--|
| Housing / Molded body | TPU, yellow |
| Insert | TPU, black (RKT / RKWT) TPU, yellow (ASB 2) |
| Contact | CuZn, gold plated |
| Coupling nut | CuZn, nickel-plated |
| O-ring | FKM |

Electrical

| | |
|--------------------|--------|
| Contact resistance | ≤ 5 mΩ |
| Current rating | 4 A |
| Voltage rating | 250 V |

Cable Specifications

| Cable No. | Outer Jacket | Gauge | Jacket Color | OD | Agency Approvals |
|-----------|--------------|-------|--------------|----------------|-----------------------------------|
| 637 | TPE | 18AWG | Yellow | .280" (7.1 mm) | UL: PLTC / CSA: AWM I/II A/B |
| 643 | TPE | 22AWG | Yellow | .246" (6.2 mm) | UL: PLTC / CSA: AWM I/II A/B |
| 632 | PVC | 22AWG | Yellow | .190" (4.8 mm) | UL: AWM 2661 / CSA: AWM I/II A/B |
| 645 | PUR | 18AWG | Yellow | .220" (5.6 mm) | UL: AWM 20233 / CSA: AWM I/II A/B |

| Part Number | | Pins | Outer Jacket | Standard Cable Lengths | Characteristics |
|------------------------|-------------------------|------|--------------|---|---|
| ASB 2 4-3-632/...M | | 3 | PVC | 0.3 M / 0.6 M / 1 M / 1.5 M / 2 M / 5 M |    |
| ASB 2-RKT 4-3-632/...M | ASB 2-RKWT 4-3-632/...M | | PVC | 0.3 M / 0.6 M / 1 M / 1.5 M / 2 M / 5 M |    |
| ASB 2-RKT 4-3-637/...M | ASB 2-RKWT 4-3-637/...M | | TPE | 0.3 M / 0.6 M / 1 M / 1.5 M / 2 M / 5 M |       |
| ASB 2-RKT 4-3-645/...M | ASB 2-RKWT 4-3-645/...M | | PUR | 0.3 M / 0.6 M / 1 M / 1.5 M / 2 M / 5 M |    |