

## M12-Round-Plug Connector, Single-Ended Cordsets, According to IEC 61076-2-101

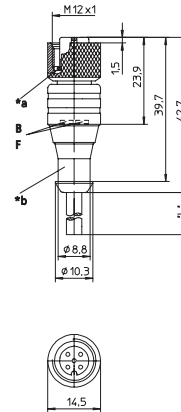
### RKT/LED | RKWT/LED



### 3- and 4-Poles (LED)

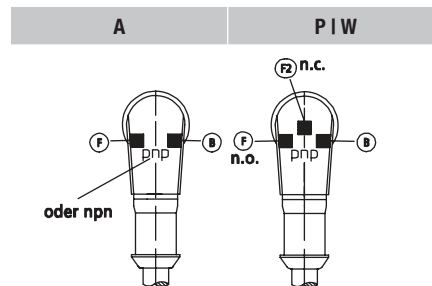
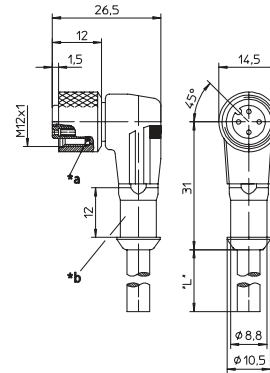
Actuator/sensor cordset, single-ended, M12, 3-, 4-, 5-, 8-, and 12-poles, female straight connector with LED operation and function indicator with self-locking thread and molded cable.

### RKT/LED



Actuator/sensor cordset, single-ended, M12, 3-, 4-, 5-, 8-, and 12-poles, female 90° connector with LED operation and function indicator with self-locking thread and molded cable.

### RKWT/LED

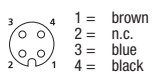


- \*a O-Ring
- \*b hose mounting
- B operation indicator green
- F function indicator yellow
- F2 function indicator yellow = P, white = W

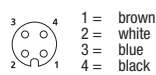
### Pin Assignments

#### M12 - Male

#### 3 poles

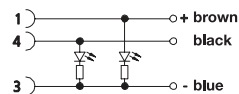


#### 4 poles

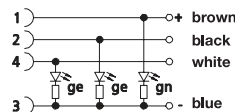


#### Wiring Diagrams

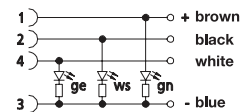
**A** npn normally open = yellow-green



**P** pnp normally closed/open = yellow-yellow-green



**W** pnp normally closed/open = yellow-white-green





# Be Certain with Belden

## M12-Round-Plug Connector, Single-Ended Cordsets, According to IEC 61076-2-101

RKT/LED | RKWT/LED

### Technical Data

#### Environmental

Degree of protection IP 67 / NEMA 6P  
 Operating temperature range -25°C (-13°F) / +80°C (+176°F)

#### Mechanical

Housing / Molded body TPU, translucent  
 Insert TPU  
 Contact CuSn (12 poles: CuZn), pre-nickeled and 0.3 microns gold-plated  
 Coupling nut CuZn, nickel-plated  
 O-ring FKM

#### Electrical

Contact resistance ≤ 5 mΩ  
 Nominal current at 40°C 4 A  
 Rated voltage 10-30 V DC  
 Insulation resistance > 10<sup>9</sup> Ω

### Cable Specifications

Cable No.	Outer Jacket	Conductor Size	Jacket Color	OD
06	PVC	3 x 0.34 mm <sup>2</sup>	Orange	.197" (5.0 mm)
07	PVC	4 x 0.75 mm <sup>2</sup>	Orange	.197" (5.0 mm)
224	PUR, halogen-free	3 x 0.34 mm <sup>2</sup>	Black	.169" (4.3 mm)
225	PUR, halogen-free	4 x 0.34 mm <sup>2</sup>	Black	.185" (4.7 mm)
251	PUR, halogen-free welding spark proof	4 x 0.34 mm <sup>2</sup>	Orange	.185" (4.7 mm)
260	PUR, halogen-free welding spark proof	3 x 0.34 mm <sup>2</sup>	Orange	.177" (4.5 mm)
265	PUR, halogen-free	4 x 0.34 mm <sup>2</sup>	Grey	.185" (4.7 mm)

Cordsets  
Single-Ended

Part Number	Pins	Outer Jacket	Standard Cable Lengths	Characteristics
RKT/LED A 4-3-06/...M RKWT/LED A 4-3-06/...M	3	PVC	2 M / 5 M / 10 M	
RKT/LED A 4-3-224/...M RKWT/LED A 4-3-224/...M		PUR, halogen-free	2 M / 5 M / 10 M	
RKT/LED A 4-3-260/...M RKWT/LED A 4-3-260/...M		PUR, halogen-free / welding spark proof	2 M / 5 M / 10 M	
RKWT/LED P 4-07/...M	4	PVC	2 M / 5 M / 10 M	
RKWT/LED P 4-225/...M		PUR, halogen-free	2 M / 5 M / 10 M	
RKWT/LED P 4-251/...M		PUR, halogen-free / welding spark proof	2 M / 5 M / 10 M	
RKWT/LED W 4-265/...M	4	PUR, halogen-free	2 M / 5 M / 10 M	