

Clip, 5 x 20 mm, UR, Cover



Variant 2

500 VAC/DC · 6.3 A (UL/CSA)

**Description**

- Clip-material: bronze or brass
- Optional covers, see accessories

Standards

- UL 4248-1 / UL 512

Approvals

- UL File Number: E39328


References

[General Product Information](#)

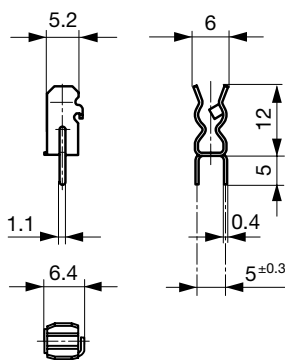
Weblinks

[Approvals](#), [RoHS](#), [CHINA-RoHS](#), [e-Store](#), [Distributor-Stock-Check](#), [Accessories](#), [Product Change Notification \(PCN\)](#)

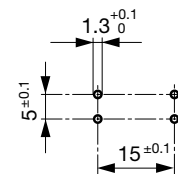
Technical Data

Fuse-Link	5 x 20 mm
Mounting	PCB
Terminal	Solder THT
Rated Voltage	500VAC/DC
Rated Current	6.3 A (UL/CSA)
Degree of Protection	IP 00
Admissible Ambient Air Temp.	-40 °C to 85 °C
Climatic Category	40/085/21 acc. to IEC 60068-1
Material: Terminals	see variants
Unit Weight (Socket/Cap)	0.55 g
Storage Conditions	0 °C to 60 °C, max. 70% r.h.
Product Marking	 Approvals

Soldering Methods	Wave
Solderability	235 °C / 2 sec acc. to IEC 60068-2-20, Test Ta, method 1
Resistance to Soldering Heat	260 °C / 10 sec acc. to IEC 60068-2-20, Test Tb, method 1A

Abmessungen

Variants 0751.0052 and 0751.0062



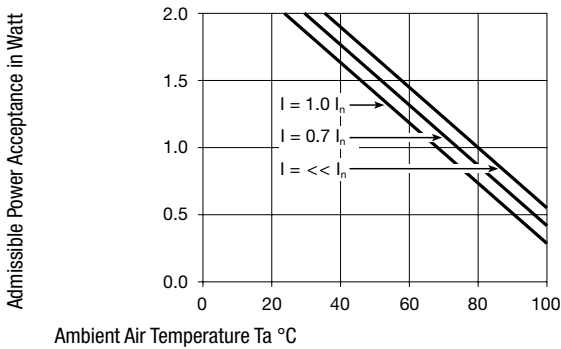
Drilling holes variants 0751.0052 and 0751.0062



Variants 2 0751.0110 and 0751.0231

Drilling Diagram variants 2 0751.0110 and 0751.0231

Derating Curves for Fuseholders



Variants

Clip	Terminal	Material: Terminals	Order Number
●	Straight	Tin-Plated Bronze	0751.0052
●	Straight	Tin-Plated Brass	0751.0062
●	Kicked	Tin-Plated Brass	0751.0110
●	Kicked	Silver-Plated	0751.0231

Covers only for 0751.0052 and 0751.0062

Packaging Unit Bulk (1000 pcs.)

Accessories

Description



Cover OG, UHB, UH
Cover for Holder OG (Clip) 5x20, OG (Halter) 5x20, UH, UHB

Transparent Cover 1.6 W, Transparent	0853.9561
Transparent Cover 2.5 W, Transparent	0853.9562