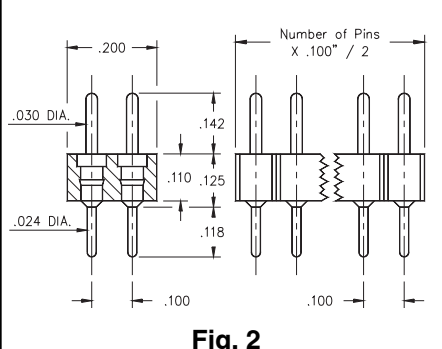
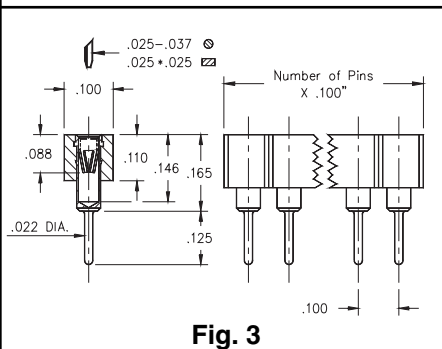


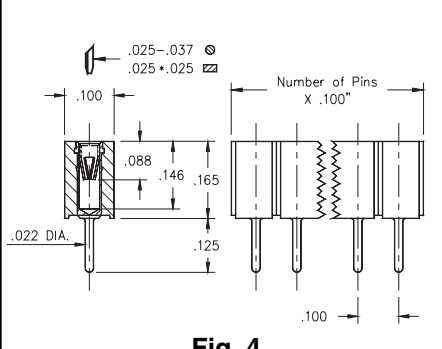
**Fig. 1**



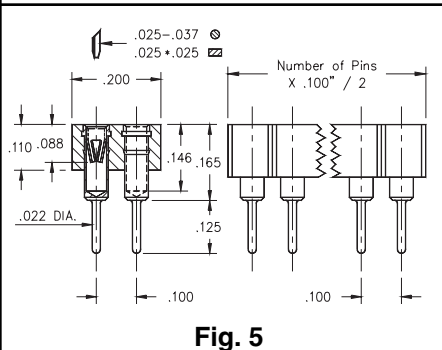
**Fig. 2**



**Fig. 3**



**Fig. 4**



**Fig. 5**

- Series 800 and 802 single and double row pin headers use MM #5016 pins. See page 182 for details.
- Series 801 and 803 single and double row sockets use MM #1303 pins. See page 150 for details.
- Series 801 and 803 receptacles use Hi-Rel, 6-finger BeCu #47 contacts rated at 4.5 amps. Receptacles accept .030" diameter and .025" square pins. See page 221 for details.
- Insulators are high temp. thermoplastic.



**Ordering Information**

<b>Fig. 1</b>	<b>Single Row Low Profile Pin Header</b>
	800-XX-0 __ -10-002000 Specify # of pins → 01-64
<b>Fig. 2</b>	<b>Double Row Low Profile Pin Header</b>
	802-XX-0 __ -10-002000 Specify # of pins → 02-64

For Electrical, Mechanical & Environmental Data, See pg. 4

XX=Plating Code See Below

For RoHS compliance select ◇ plating code.

SPECIFY PLATING CODE XX=	10 ◇	90	40 ◇	
Pin Plating	10μ" Au	200μ" Sn/Pb	200μ" Sn	

<b>Fig. 3</b>	<b>Single Row Low Profile Socket (short insulator)</b>
	801-XX-0 __ -10-002000 Specify # of pins → 01-64
<b>Fig. 4</b>	<b>Single Row Low Profile Socket (long insulator)</b>
	801-XX-0 __ -10-012000 Specify # of pins → 01-36
<b>Fig. 5</b>	<b>Double Row Low Profile Socket</b>
	803-XX-0 __ -10-002000 Specify # of pins → 02-72

For Electrical, Mechanical & Environmental Data, See pg. 4

XX=Plating Code See Below

For RoHS compliance select ◇ plating code.

SPECIFY PLATING CODE XX=		93	99	43 ◇	
Sleeve (Pin)		200μ" Sn/Pb	200μ" Sn/Pb	200μ" Sn	
Contact (Clip)		30μ" Au	200μ" Sn/Pb	30μ" Au	