

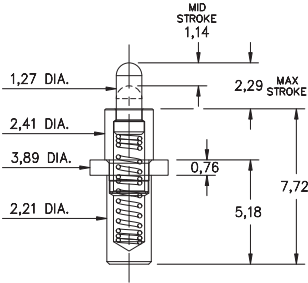
SPRING-LOADED PINS

DISCRETE SPRING-LOADED CONTACTS • POWER SPRING PINS

0850

0850-0-15-20-83-14-11-0

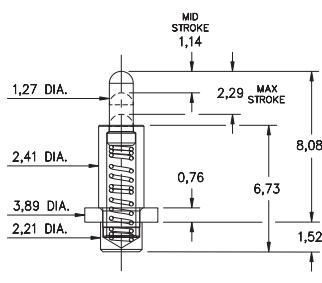
Power spring pin
Solder Mount in 2,29 min. mounting hole



0851

0851-0-15-20-82-14-11-0

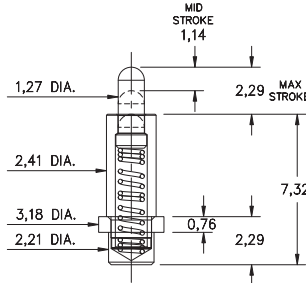
Power spring pin
Solder Mount in 2,29 min. mounting hole



0853

0853-0-15-20-82-14-11-0

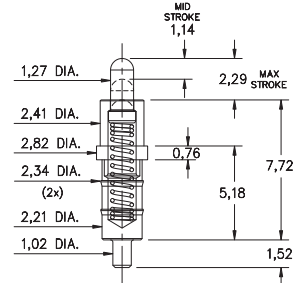
Power spring pin
Solder Mount in 2,29 min. mounting hole



0852

0852-0-15-20-83-14-11-0

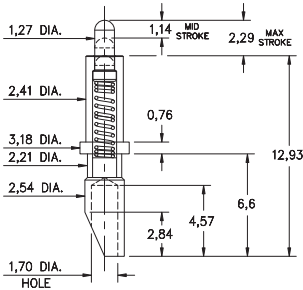
Power spring pin
Solder Mount in 1,09 min. mounting hole



0854

0854-0-15-20-82-14-11-0

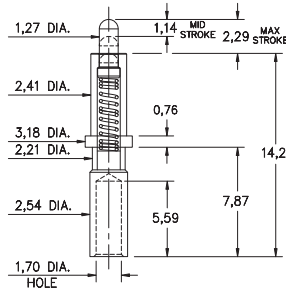
Power spring pin, Soldercup
Accepts wire sizes up to 1,45 Dia.



0855

0855-0-15-20-82-14-11-0

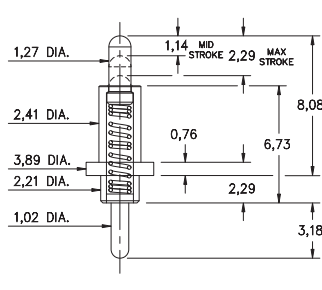
Power spring pin, Wire termination for
wire sizes 16 AWG Max. / 20 AWG Min.



0856

0856-0-15-20-82-14-11-0

Power spring pin
Solder Mount in 1,09 min. mounting hole



Material Specifications:

Sleeve & Plunger Material: Copper Alloy
Spring Material: Stainless Steel 302
Sleeve & Plunger Finish: 0,5µm Gold over Nickel
Spring Finish: 0,25µm Gold over Nickel
Dimensions: Millimeters
Tolerances On: Lengths: ± 0,15
Diameters: ± 0,05
Angles: ± 2°



Mechanical & Electrical Specifications:

Durability: 1,000,000 cycles
Rated Current (Free air):
Continuous 9 amps @ 10° C temperature rise
Contact Resistance: 20 mΩ max.
Environmental Specifications:
Operating temperature range: -55/+125° C

82, 83 Springs are not interchangeable

Order Code: 08XX - X - 15 - 20 - 8X - 14 - 11 - 0

Spring Number

Spring Number	Mid. Stroke	Max. Stroke	Force @ Mid. Stroke	Initial Force (Pre-Load)
82	1,14	2,29	120 g	25 g
83	1,14	2,29	120 g	25 g

