



## Main

|                               |                           |
|-------------------------------|---------------------------|
| Range of product              | Zelio Relay               |
| Product or component type     | Socket                    |
| Contact terminal arrangement  | Separate                  |
| Product compatibility         | Plug-in relay RUM (3 C/O) |
| Shape of pin                  | Cylindrical               |
| Device short name             | RUZ                       |
| Sale per indivisible quantity | 10                        |

## Complementary

|   |  |
|---|--|
| [Ith] conventional free air thermal current | 5 A with bus jumper<br>12 A  |
| [Ue] rated operational voltage              | < 250 V  |
| Tightening torque                           | <= 1 N.m (M3.5 screw(s))   |
| Fixing mode                                 | Clip-on mounting on 35 mm symmetrical DIN rail<br>By screw mounting on panel |
| Marking                                     | CE   |
| Width                                       | 36 mm  |
| Product weight                              | 0.1 kg   |

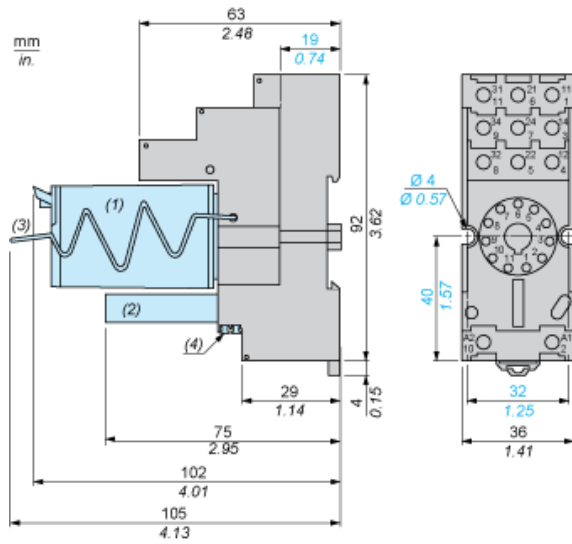
## Environment

|                                       |  |
|---------------------------------------|--|
| Connections - terminals               | Connector, solid cable without cable end 2 x 0.5...2 x 1.5 mm <sup>2</sup> /AWG20...AWG16<br>Connector, solid cable without cable end 1 x 0.5...1 x 2.5 mm <sup>2</sup> /AWG20...AWG14<br>Connector, flexible cable with cable end 2 x 0.25...2 x 1 mm <sup>2</sup> /AWG22...AWG17<br>Connector, flexible cable with cable end 1 x 0.25...1 x 2.5 mm <sup>2</sup> /AWG22...AWG14 |
| Standards                             | IEC 61984  |
| Product certifications                | CSA<br>UL  |
| Ambient air temperature for storage   | -40...85 °C  |
| Ambient air temperature for operation | -40...55 °C  |
| IP degree of protection               | IP20 conforming to EN/IEC 60529  |
| Dielectric strength                   | 2500 V   |

## Contractual warranty

|        |           |
|--------|-----------|
| Period | 18 months |
|--------|-----------|

Dimensions

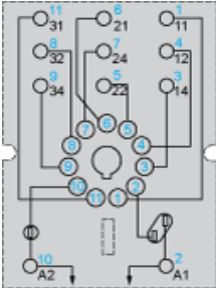


- (1) Relays
- (2) Protection module
- (3) Maintaining clamp
- (4) 2 bus jumpers

---

Wiring Diagram

---



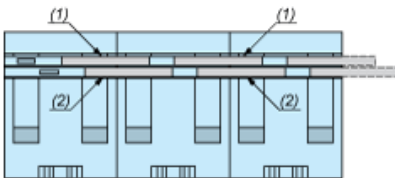
Symbols shown in blue correspond to Nema marking.

---

Bus Jumpers Mounting on Sockets with Separate Contacts

---

Example of RUZS2 bus jumper mounting on sockets (view from below)



- (1) 2 bus jumpers (polarity A2)
- (2) 2 bus jumpers (polarity A1)