



Features:

- High intensity
- Standard 2mm × 5mm package
- General purpose leads
- Reliable and rugged

Specifications:

- Chip Material : AsGaP
- Lens Colour : Red diffused
- Source Colour : Red

Absolute Maximum Ratings at Ta=25°C:

Parameter	Max.	Unit
Power Dissipation	100	mW
Peak Forward Current (1/10 Duty Cycle, 0.1ms Pulse Width)	100	mA
Continuous Forward Current	30	mA
Derating Linear From 50°C	0.4	mA/°C
Reverse Voltage	5	V
Operating Temperature Range	-25°C to +80°C	
Storage Temperature Range	-40°C to +100°C	
Lead Soldering Temperature [4mm(.157") From Body]	260°C for 5 Seconds	

Electrical Optical Characteristics at Ta=25°C:

Parameter	Symbol	Min.	Typ.	Max.	Unit	Test Condition
Luminous Intensity	I _v		25		mcd	I _f =20mA (Note 1)
Viewing Angle	2θ _{1/2}		100		Deg	(Note 2)
Peak Emission Wavelength	λ _p		660		nm	I _f =20mA
Dominant Wavelength	λ _d		645		nm	I _f =20mA (Note 3)
Forward Voltage	V _f		2	2.5	V	I _f =20mA
Reverse Current	I _R	---	---	100	μA	V _R =5V

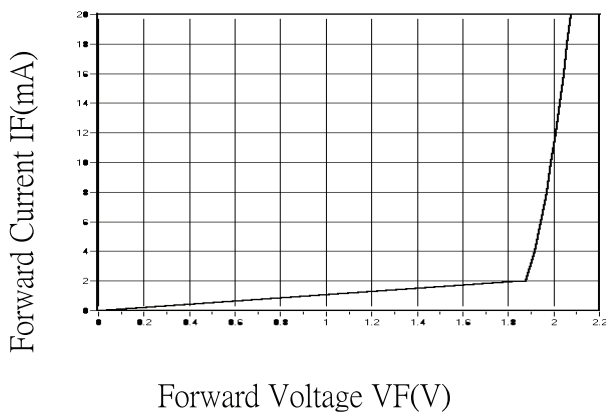
Notes:

1. Luminous intensity is measured with a light sensor and filter combination that approximates the CIE eye-response curve.
2. θ_{1/2} is the off-axis angle at which the luminous intensity is half the axial luminous intensity.
3. The x and y parameters correspond to the CIE 1931 Chromaticity.

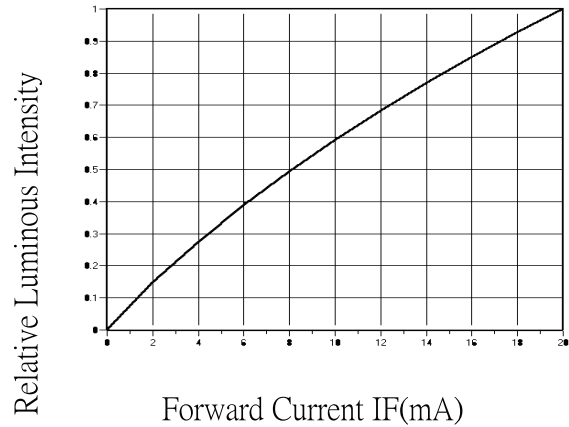
Typical Characteristics:

The data typical, and the value is not guaranteed.

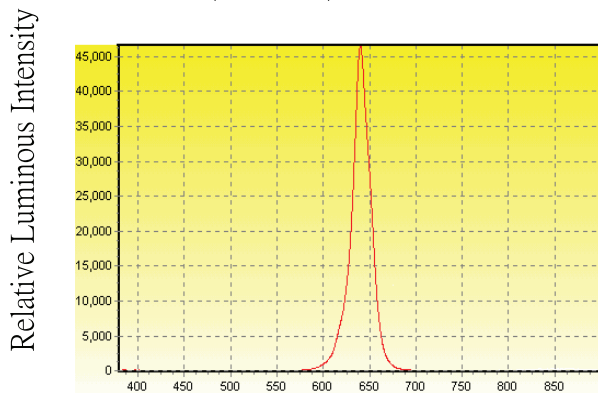
IF-VF(Ta=25°C)



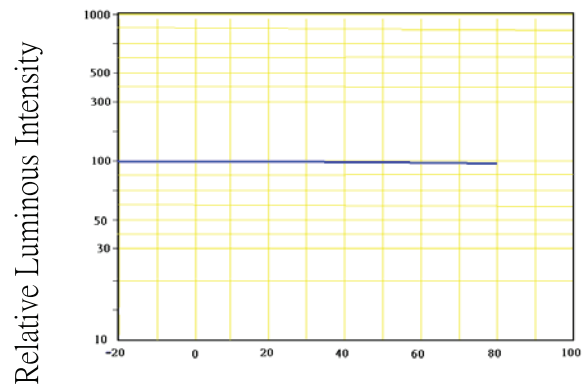
Relative Luminous Intensity-IF
(Ta=25°C)



Wavelength Characteristics
(Ta=25°C)



Relative Luminous Intensity-Ta

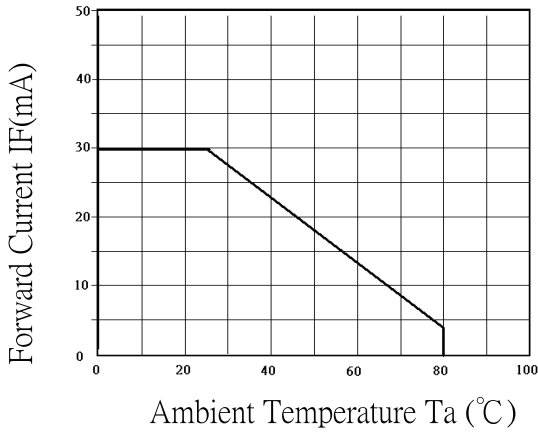


Wavelength λ (nm)
IF-Ta

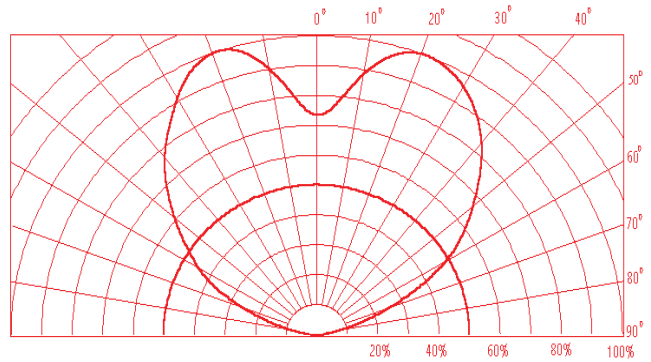
Ambient Temperature Ta (°C)

Typical Characteristics:

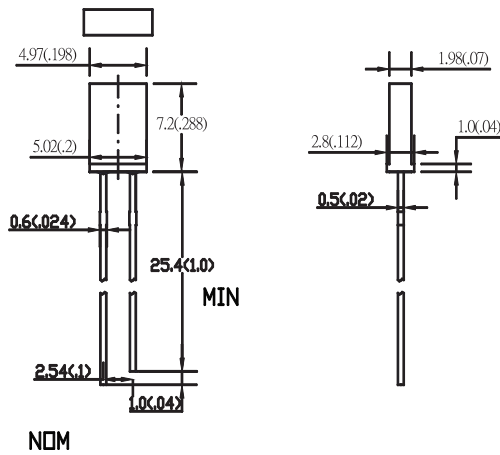
IF-Ta



Directive Characteristics (Ta=25°C)



Package Dimensions:



Notes:

1. All dimensions are in millimeters (inches).
2. Tolerance is $\pm 0.25\text{mm} (.010\text{'})$ unless otherwise noted.
3. Protruded resin under flange is $1\text{mm} (.04\text{'})$ max
4. Lead spacing is measured where the leads emerge from the package.
5. Specifications are subject to change without notice
6. Precautions for ESD: STATIC SHIELD Electricity and surge damages the LED. It is recommended to use a wrist band or anti-electrostatic glove when handling the LED. All devices, equipment and machinery must be properly grounded

Part Number Table

Description	Part Number
Led, Red, 5mm × 2mm, 25MCD, 645nm	MC20463

Dimensions : Millimetres (Inches)

Important Notice : This data sheet and its contents (the "Information") belong to the members of the Premier Farnell group of companies (the "Group") or are licensed to it. No licence is granted for the use of it other than for information purposes in connection with the products to which it relates. No licence of any intellectual property rights is granted. The Information is subject to change without notice and replaces all data sheets previously supplied. The Information supplied is believed to be accurate but the Group assumes no responsibility for its accuracy or completeness, any error in or omission from it or for any use made of it. Users of this data sheet should check for themselves the Information and the suitability of the products for their purpose and not make any assumptions based on information included or omitted. Liability for loss or damage resulting from any reliance on the Information or use of it (including liability resulting from negligence or where the Group was aware of the possibility of such loss or damage arising) is excluded. This will not operate to limit or restrict the Group's liability for death or personal injury resulting from its negligence. Multicomp is the registered trademark of the Group. © Premier Farnell plc 2012.