


Type WBR 85 °C, Industrial Grade, Axial Leaded, Aluminum

85 °C, Industrial Grade



Type WBR capacitors are the preferred choice for many varied industrial applications because they have high capacitance and extended life characteristics. The rugged construction delivers the high vibration resistance required in industrial applications

Highlights

- High capacitance
- Extended life
- Rugged construction
- High vibration resistance

Specifications

Capacitance Range:	1.0 to 5,000 μ F
Voltage Range:	16 to 450 Vdc
Capacitance Tolerance:	16 to 50 Vdc -10 + 150%, 75 to 350 Vdc -10 + 100%, 450 Vdc -10 + 50%
Operating Temperature Range:	-40 °C +85°C
Leakage Current:	16-75 Vdc \leq 0.01CV + 10 μ A 150-450 Vdc \leq 0.03CV + 20 μ A
Ripple Current Multipliers:	Ambient Temperature

45 °C	55 °C	65 °C	75 °C	85 °C	95 °C	105 °C
1.50	1.46	1.32	1.17	1.00	0.79	0.50

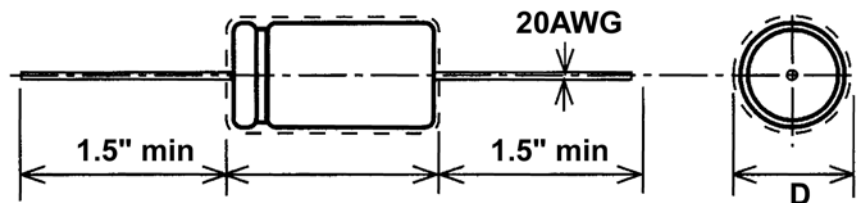
Frequency	60 Hz	120 Hz	400 Hz	1000 Hz	10 kHz	50 kHz	100 kHz
0-60 Vdc	0.85	1.00	1.10	1.15	1.15	1.15	1.15
61-200 Vdc	0.83	1.00	1.15	1.20	1.20	1.20	1.20
201-450 Vdc	0.80	1.00	1.15	1.30	1.30	1.30	1.30

Load Life: 2,000 h @ +85 °C
 Δ Capacitance \pm 20%
 Δ ESR 150% of limit
 Δ DCL 100% of limit

Shelf Life: 500 h @ 85 °C
 Δ Capacitance \pm 20%
 Δ ESR 150% of limit
 Δ DCL 100% of limit

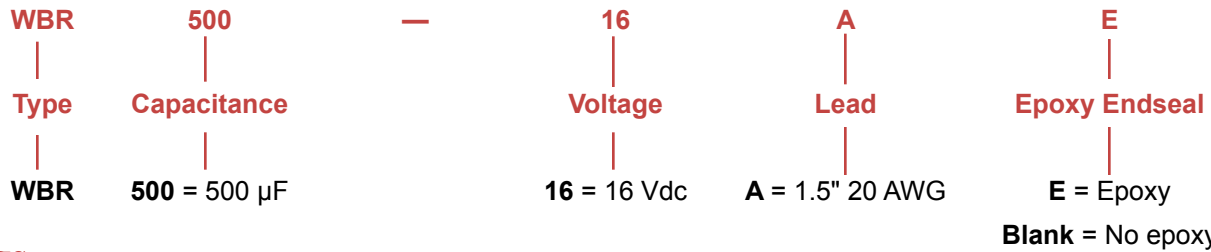
Vibration: 10 to 55 Hz; 0.06" and 10 g max, 2 h in each plane

Outline Drawing



Type WBR 85 °C, Industrial Grade, Axial Leaded, Aluminum

Part Numbering System



Ratings

Cap (µF)	Catalog Part Number	Max ESR 120 Hz (Ω)	Ripple @ 85 °C 120 Hz (A)	Max Case Size D x L (Inches)	
16 Vdc (20 Vdc Surge)					
100	WBR100-16A	5.30	0.057	0.34	0.76
250	WBR250-16A	2.10	0.118	0.34	0.88
500	WBR500-16A	1.10	0.270	0.40	1.00
1000	WBR1000-16A	0.53	0.420	0.40	1.32
2000	WBR2000-16A	0.27	0.660	0.47	1.57
3000	WBR3000-16A	0.18	0.820	0.52	1.83
4000	WBR4000-16A	0.13	1.000	0.65	1.83
5000	WBR5000-16A	0.11	1.200	0.65	1.83
25 Vdc (30 Vdc Surge)					
10	WBR10-25A	48.00	0.018	0.28	0.57
25	WBR25-25A	19.00	0.031	0.28	0.57
50	WBR50-25A	9.50	0.044	0.34	0.76
100	WBR100-25A	4.80	0.074	0.34	0.76
250	WBR250-25A	1.80	0.155	0.40	1.00
500	WBR500-25A	0.95	0.280	0.40	1.32
1000	WBR1000-25A	0.48	0.450	0.47	1.57
2000	WBR2000-25A	0.23	0.720	0.65	1.83
35 Vdc (40 Vdc Surge)					
100	WBR100-35A	4.40	0.086	0.40	0.88
150	WBR150-35A	2.95	0.114	0.40	1.00
300	WBR300-35A	1.45	0.195	0.47	1.32
500	WBR500-35A	0.87	0.285	0.52	1.67
1000	WBR1000-35A	0.44	0.450	0.54	1.67
2000	WBR2000-35A	0.22	0.910	0.65	1.83
3000	WBR3000-35A	0.15	1.150	0.74	1.69
50 Vdc (65 Vdc Surge)					
1	WBR1-50A	390.00	0.010	0.28	0.57
2	WBR2-50A	195.00	0.012	0.28	0.57
5	WBR5-50A	77.00	0.014	0.28	0.57
10	WBR10-50A	39.00	0.020	0.28	0.57
25	WBR25-50A	15.50	0.035	0.34	0.76
50	WBR50-50A	7.70	0.060	0.40	0.88
100	WBR100-50A	3.90	0.140	0.40	1.00
150	WBR150-50A	2.50	0.160	0.40	1.00
250	WBR250-50A	1.50	0.220	0.40	1.32
500	WBR500-50A	0.77	0.340	0.52	1.57
1000	WBR1000-50A	0.39	0.530	0.65	1.83
1500	WBR1500-50A	0.25	0.740	0.65	1.83
75 Vdc (95 Vdc Surge)					
150	WBR150-75A	2.50	0.180	0.47	1.32
275	WBR275-75A	1.30	0.280	0.52	1.57
500	WBR500-75A	0.72	0.400	0.65	1.83

Cap (µF)	Catalog Part Number	Max ESR 120 Hz (Ω)	Ripple @ 85 °C 120 Hz (A)	Max Case Size D x L (Inches)	
150 Vdc (175 Vdc Surge)					
4	WBR4-150A	78.00	0.018	0.34	0.88
5	WBR5-150A	62.00	0.020	0.34	0.88
8	WBR8-150A	39.00	0.030	0.40	0.88
10	WBR10-150A	31.00	0.034	0.40	0.88
16	WBR16-150A	19.50	0.045	0.40	1.00
20	WBR20-150A	15.50	0.050	0.40	1.32
30	WBR30-150A	10.50	0.085	0.40	1.57
40	WBR40-150A	7.80	0.096	0.47	1.32
50	WBR50-150A	6.20	0.105	0.47	1.57
60	WBR60-150A	5.20	0.130	0.65	1.57
80	WBR80-150A	3.90	0.155	0.65	1.83
100	WBR100-150A	3.10	0.190	0.65	1.83
150	WBR150-150A	2.05	0.230	0.74	1.69
180 Vdc (250 Vdc Surge)					
125	WBR125-180A	2.30	0.300	0.74	1.69
250 Vdc (300 Vdc Surge)					
4	WBR4-250A	64.00	0.035	0.40	1.00
8	WBR8-250A	32.00	0.056	0.40	1.32
12	WBR12-250A	21.50	0.062	0.40	1.32
16	WBR16-250A	16.00	0.065	0.47	1.57
20	WBR20-250A	12.50	0.075	0.47	1.57
30	WBR30-250A	8.40	0.105	0.52	1.57
40	WBR40-250A	6.30	0.125	0.52	1.83
50	WBR50-250A	5.00	0.140	0.65	1.83
60	WBR60-250A	4.20	0.180	0.65	1.83
80	WBR80-250A	3.10	0.200	0.74	1.69
350 Vdc (400 Vdc Surge)					
4	WBR4-350A	51.00	0.036	0.40	1.00
8	WBR8-350A	26.00	0.050	0.47	1.32
20	WBR20-350A	10.00	0.090	0.52	1.57
40	WBR40-350A	5.10	0.135	0.65	1.83
450 Vdc (525 Vdc Surge)					
1	WBR1-450A	205.00	0.023	0.40	1.00
2	WBR2-450A	102.00	0.030	0.40	1.00
4	WBR4-450A	51.00	0.038	0.47	1.57
5	WBR5-450A	40.00	0.042	0.47	1.57
8	WBR8-450A	26.00	0.053	0.47	1.57
10	WBR10-450A	20.00	0.058	0.52	1.57
12	WBR12-450A	17.00	0.062	0.65	1.83
16	WBR16-450A	12.50	0.084	0.65	1.83
20	WBR20-450A	10.00	0.105	0.65	1.83
30	WBR30-450A	6.70	0.130	0.74	1.69

Type WBR 85 °C, Industrial Grade, Axial Leaded, Aluminum

Notice and Disclaimer: All product drawings, descriptions, specifications, statements, information and data (collectively, the "Information") in this datasheet or other publication are subject to change. The customer is responsible for checking, confirming and verifying the extent to which the Information contained in this datasheet or other publication is applicable to an order at the time the order is placed. All Information given herein is believed to be accurate and reliable, but it is presented without any guarantee, warranty, representation or responsibility of any kind, expressed or implied. Statements of suitability for certain applications are based on the knowledge that the Cornell Dubilier company providing such statements ("Cornell Dubilier") has of operating conditions that such Cornell Dubilier company regards as typical for such applications, but are not intended to constitute any guarantee, warranty or representation regarding any such matter – and Cornell Dubilier specifically and expressly disclaims any guarantee, warranty or representation concerning the suitability for a specific customer application, use, storage, transportation, or operating environment. The Information is intended for use only by customers who have the requisite experience and capability to determine the correct products for their application. Any technical advice inferred from this Information or otherwise provided by Cornell Dubilier with reference to the use of any Cornell Dubilier products is given gratis (unless otherwise specified by Cornell Dubilier), and Cornell Dubilier assumes no obligation or liability for the advice given or results obtained. Although Cornell Dubilier strives to apply the most stringent quality and safety standards regarding the design and manufacturing of its products, in light of the current state of the art, isolated component failures may still occur. Accordingly, customer applications which require a high degree of reliability or safety should employ suitable designs or other safeguards (such as installation of protective circuitry or redundancies or other appropriate protective measures) in order to ensure that the failure of an electrical component does not result in a risk of personal injury or property damage. Although all product-related warnings, cautions and notes must be observed, the customer should not assume that all safety measures are indicated in such warnings, cautions and notes, or that other safety measures may not be required.