

# 1414 SC Series Enclosures - NEMA 12, 13

Lift Off, Screw Cover

Industrial Enclosures



**Inner  
Panel  
Included**



Junction Boxes

## Application

- Designed for use as instrument enclosures, electric, hydraulic or pneumatic control housings, electrical junction boxes or terminal wiring enclosures.
- Provides a degree of protection from falling dirt, dust, oil and water.

## Standards

- UL 508 Type 12 and 13
- CSA Type 12 and 13
- **Complies with**
  - NEMA Type 12 and 13
  - JIC EGP-1-1967 unless marked<sup>1</sup>
  - IEC 60529, IP54

## Construction

- Body formed from 16 gauge or 14 gauge steel. Covers are formed from 14 gauge steel.
- Smooth, continuously welded seams without knockouts, cutouts or holes.
- Welded brackets provide for enclosure mounting.
- Cover is secured with captive, plated steel screws, threaded into sealed wells.
- Oil resistant gaskets are permanently secured.
- Models larger than 4" x 4" include a removable 14 gauge inner panel.
- Internal threaded weld studs are provided for mounting inner panels.
- A bonding stud is provided on the door and a grounding stud is provided in the enclosure.

## Finish

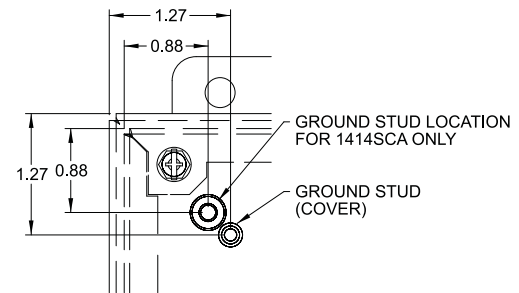
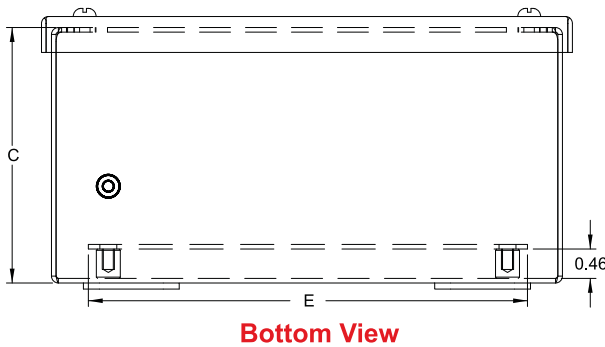
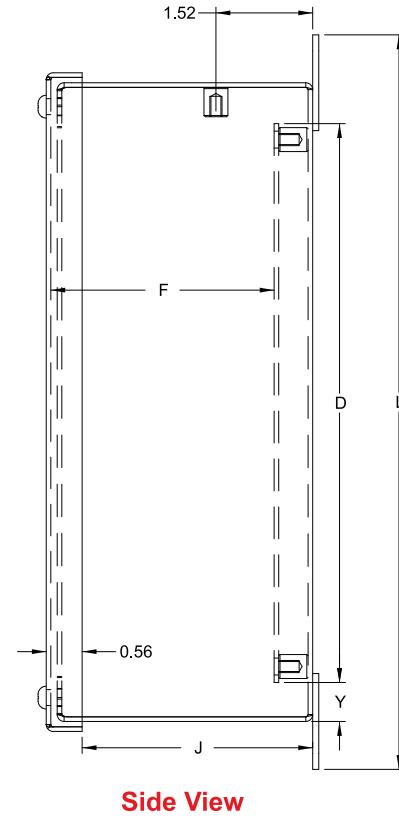
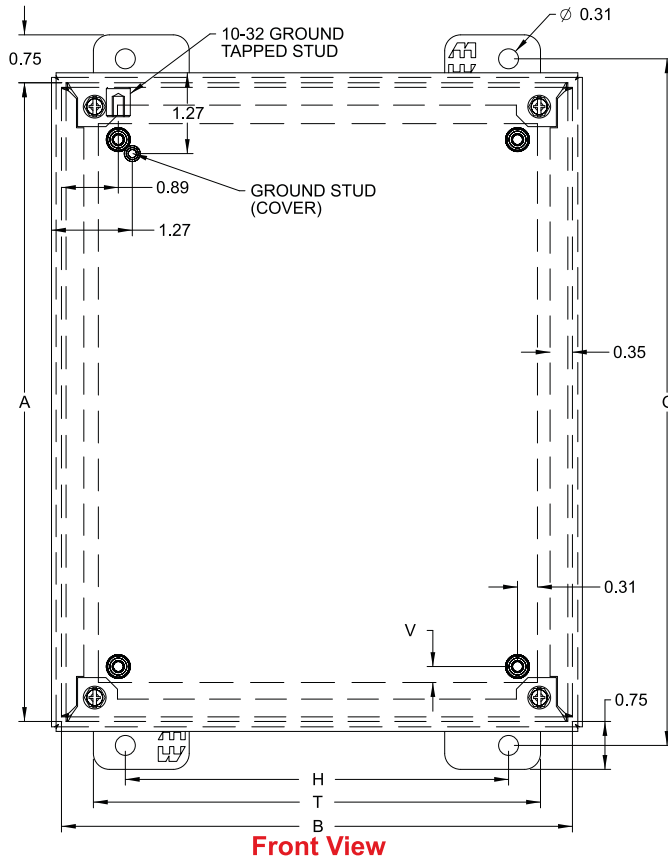
- Cover and enclosure are phosphatized and finished in ANSI 61 gray recoatable powder coating.
- Removable inner panel is finished in white powder coating.

## Accessories

- Additional inner panels...see page **436**
- Breather kits...see page **400-401**
- Filter fans...see page **371-384**
- Heaters...see page **393-396**
- Louvered ventilating plates  
...see page **402**
- Terminal kit assemblies  
...see page **441**
- Thermostats...see page **397**
- Swing panel...see page **440**

# 1414 SC Series Enclosures - NEMA 12, 13

Lift Off, Screw Cover



Industrial Enclosures

Junction Boxes

Part No.	Panel Size					Centers				Cover Dimensions				Ship Wt. lbs		
	A	B	C	D	E	F	G	H	J	L	T	V	Y			
1414SCA <sup>1</sup>	4	4	3.0	—	—	—	4.75	2	2.64	5.5	3	4.31	4.31	—	—	2
1414SCC <sup>1</sup>	6	4	3.0	4.87	2.87	2.51	6.75	2	2.64	7.5	3	6.31	4.31	0.31	0.56	3
1414SCG	8	6	3.5	6.75	4.87	3.01	8.75	4	3.14	9.5	5	8.31	6.31	0.25	0.63	6
1414SCE	6	6	4.0	4.87	4.87	3.51	6.75	4	3.64	7.5	5	6.31	6.31	0.31	0.56	5
1414SCI	10	8	4.0	8.75	6.87	3.51	10.75	6	3.64	11.5	7	10.31	8.31	0.25	0.63	10
1414SCK	12	10	5.0	10.75	8.87	4.51	12.75	8	4.64	13.5	9	12.31	10.31	0.25	0.63	14
1414SCM6	14	12	6.0	12.75	10.87	5.51	14.75	10	5.64	15.5	11	14.31	12.31	0.25	0.63	19
1414SCO6	16	14	6.0	14.75	12.87	5.51	16.75	12	5.64	17.5	13	16.31	14.31	0.25	0.63	24
1414SCM8	14	12	8.0	12.75	10.87	7.51	14.75	10	7.64	15.5	11	14.31	12.31	0.25	0.63	22
1414SCO10	16	14	10.0	14.75	12.87	9.51	16.75	12	9.64	17.5	13	16.31	14.31	0.25	0.63	29

<sup>1</sup> Does not meet JIC requirements

Technical references and CAD downloads available at [www.hammondmfg.com](http://www.hammondmfg.com)

All dimensions in inches unless specified otherwise

**Quality Products. Service Excellence.**