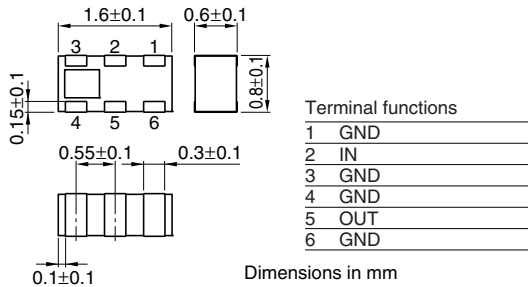


Multilayer Chip Low Pass Filters For WiMAX

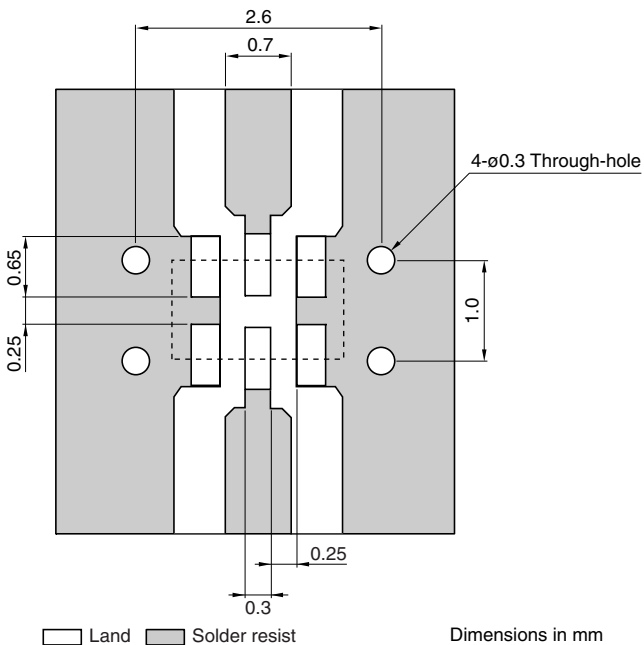
Conformity to RoHS Directive

DEA Series DEA163800LT-5017C1

SHAPES AND DIMENSIONS



RECOMMENDED PC BOARD PATTERNS



Line width be designed to match 50 Ω characteristic impedance depending on PCB material and thickness.

ELECTRICAL CHARACTERISTICS

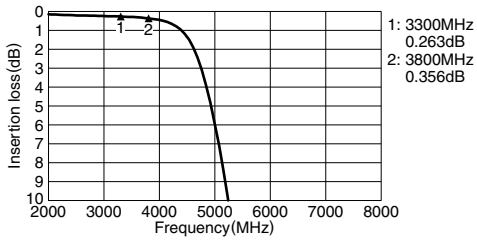
| Item | Frequency range | | Minimum value | Typical value | Maximum value |
|-------------------|--------------------|-----------------|---------------|---------------|---------------|
| Insertion loss | [3300 to 3800MHz] | (dB) | — | — | 0.60 |
| Return loss | [3300 to 3800MHz] | (dB) | 10.0 | — | — |
| Attenuation | [6600 to 7600MHz] | (dB) | 35.0 | — | — |
| | [9900 to 11400MHz] | (dB) | 35.0 | — | — |
| Temperature range | Operating | ($^{\circ}$ C) | -40 | — | +85 |
| | Storage | ($^{\circ}$ C) | -40 | — | +85 |

• Conformity to RoHS Directive: This means that, in conformity with EU Directive 2002/95/EC, lead, cadmium, mercury, hexavalent chromium, and specific bromine-based flame retardants, PBB and PBDE, have not been used, except for exempted applications.

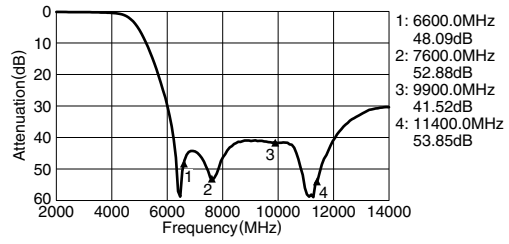
• All specifications are subject to change without notice.

FREQUENCY CHARACTERISTICS

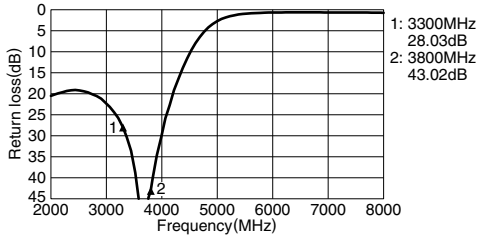
INSERTION LOSS



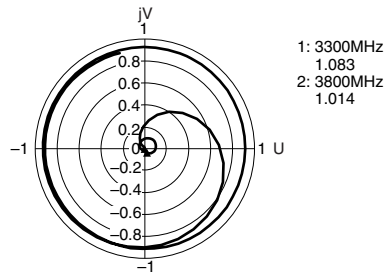
ATTENUATION



RETURN LOSS



VSWR



• All specifications are subject to change without notice.