

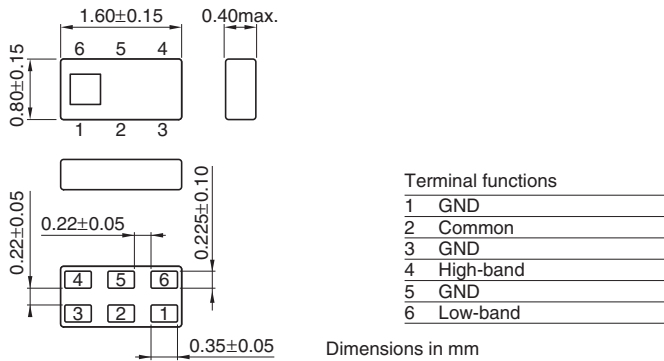
Multilayer Chip Diplexers

For 2.4/5.0 GHz W-LAN

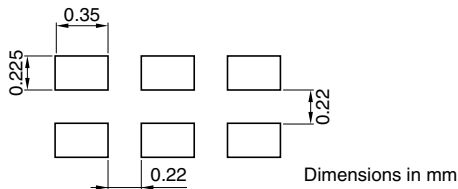
Conformity to RoHS Directive

DPX Series DPX165950DT-8030A1

SHAPES AND DIMENSIONS



RECOMMENDED PC BOARD PATTERNS



ELECTRICAL CHARACTERISTICS

Item	Frequency range		Minimum value	Typical value	Maximum value
Low-Band					
Insertion loss	2400 to 2500MHz	(dB)	—	0.36	0.80
Attenuation	4800 to 6000MHz	(dB)	20	31	—
	7200 to 7500MHz	(dB)	20	35	—
VSWR	2400 to 2500MHz		—	1.21	2.0
High-Band					
Insertion loss	4900 to 5950MHz	(dB)	—	0.71	1.2
Attenuation	1800 to 2500MHz	(dB)	20	28	—
	9800 to 11900MHz	(dB)	20	33	—
VSWR	4900 to 5950MHz		—	1.20	2.0
Common					
VSWR	2400 to 2500MHz		—	1.14	2.0
	4900 to 5950MHz		—	1.40	2.0
Temperature range	Operating	(°C)	-40	—	+85
	Storage	(°C)	-40	—	+85

- Ta: +25±5°C

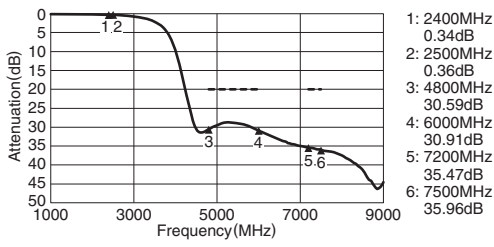
- We recommend to terminate for all port with 50Ω at all times.

- Conformity to RoHS Directive: This means that, in conformity with EU Directive 2002/95/EC, lead, cadmium, mercury, hexavalent chromium, and specific bromine-based flame retardants, PBB and PBDE, have not been used, except for exempted applications.

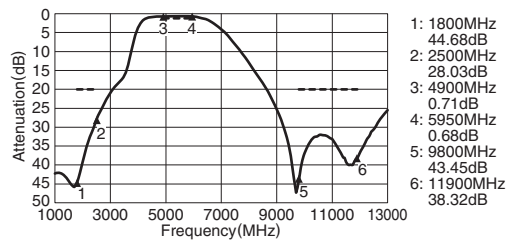
- All specifications are subject to change without notice.

FREQUENCY CHARACTERISTICS

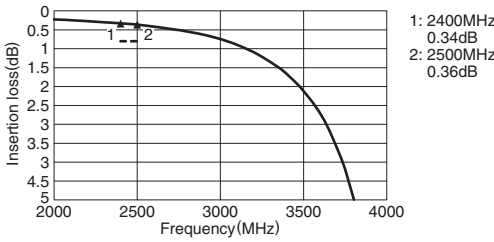
Low-BAND PORT



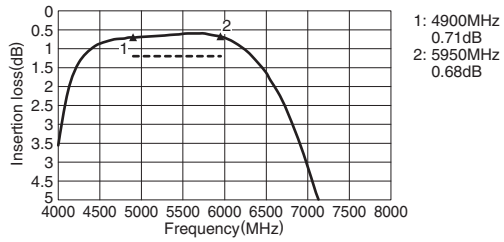
High-BAND PORT



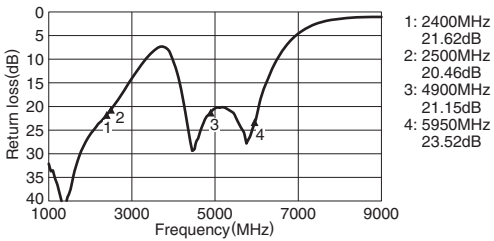
Low-BAND PORT



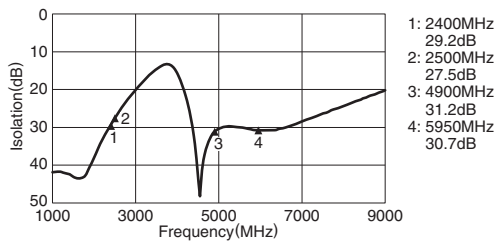
High-BAND PORT



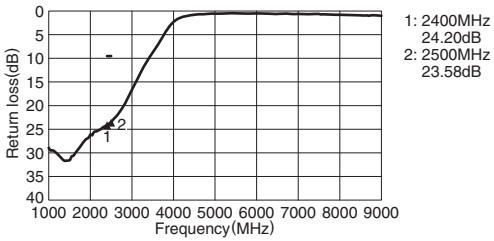
COMMON PORT RETURN LOSS



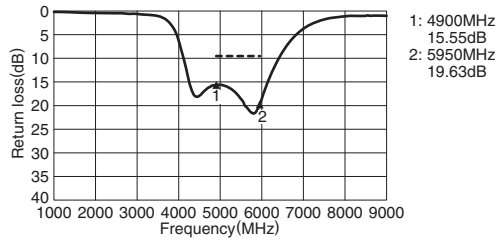
ISOLATION



Low-BAND PORT RETURN LOSS



High-BAND PORT RETURN LOSS



• All specifications are subject to change without notice.