



SKiM® 63

Trench IGBT Modules

SKiM606GD066HD

Features

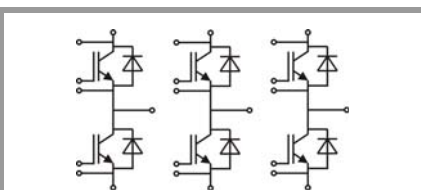
- IGBT 3 Trench Gate Technology
- Solderless sinter technology
- $V_{CE(sat)}$ with positive temperature coefficient
- Low inductance case
- Isolated by Al_2O_3 DCB (Direct Copper Bonded) ceramic substrate
- Pressure contact technology for thermal contacts
- Spring contact system to attach driver PCB to the control terminals
- High short circuit capability, self limiting to $6 \times I_C$
- Integrated temperature sensor

Typical Applications*

- Automotive inverter
- High reliability AC inverter wind
- High reliability AC inverter drives

Remarks

- Case temperature limited to $T_s = 125^\circ C$ max; $T_c = T_s$ (for baseplateless modules)
- Recommended $T_{op} = -40 \dots +150^\circ C$




GD

Absolute Maximum Ratings				
Symbol	Conditions	Values	Unit	
IGBT				
V_{CES}		600	V	
I_C	$T_j = 175^\circ C$	$T_s = 25^\circ C$	641	A
		$T_s = 70^\circ C$	512	A
I_{Cnom}		600	A	
I_{CRM}	$I_{CRM} = 2 \times I_{Cnom}$	1200	A	
V_{GES}		-20 ... 20	V	
t_{psc}	$V_{CC} = 360 V$ $V_{GE} \leq 15 V$ $V_{CES} \leq 600 V$	$T_j = 150^\circ C$	6	μs
T_j		-40 ... 175	$^\circ C$	
Inverse diode				
I_F	$T_j = 175^\circ C$	$T_s = 25^\circ C$	453	A
		$T_s = 70^\circ C$	352	A
I_{Fnom}		600	A	
I_{FRM}	$I_{FRM} = 2 \times I_{Fnom}$	1200	A	
I_{FSM}	$t_p = 10 ms, \sin 180^\circ, T_j = 25^\circ C$	2880	A	
T_j		-40 ... 175	$^\circ C$	
Module				
$I_{t(RMS)}$	$T_{terminal} = 80^\circ C$	700	A	
T_{stg}		-40 ... 125	$^\circ C$	
V_{isol}	AC sinus 50 Hz, $t = 1 min$	2500	V	

Characteristics					
Symbol	Conditions	min.	typ.	max.	Unit
IGBT					
$V_{CE(sat)}$	$I_C = 600 A$ $V_{GE} = 15 V$ chiplevel	$T_j = 25^\circ C$	1.45	1.85	V
		$T_j = 150^\circ C$	1.70	2.10	V
V_{CE0}		$T_j = 25^\circ C$	0.9	1	V
		$T_j = 150^\circ C$	0.85	0.9	V
r_{CE}	$V_{GE} = 15 V$	$T_j = 25^\circ C$	0.9	1.4	$m\Omega$
		$T_j = 150^\circ C$	1.4	2.0	$m\Omega$
$V_{GE(th)}$	$V_{GE} = V_{CE}, I_C = 9.6 mA$	5	5.8	6.5	V
I_{CES}	$V_{GE} = 0 V$ $V_{CE} = 600 V$	$T_j = 25^\circ C$	0.1	0.3	mA
		$T_j = 150^\circ C$			mA
C_{ies}	$V_{CE} = 25 V$ $V_{GE} = 0 V$	$f = 1 MHz$	36.96		nF
C_{oes}		$f = 1 MHz$	2.30		nF
C_{res}		$f = 1 MHz$	1.10		nF
Q_G	$V_{GE} = -8 V \dots +15 V$		4800		nC
R_{Gint}	$T_j = 25^\circ C$		0.5		Ω
$t_{d(on)}$	$V_{CC} = 300 V$ $I_C = 600 A$	$T_j = 150^\circ C$	150		ns
t_r		$T_j = 150^\circ C$	120		ns
E_{on}	$R_{G on} = 3 \Omega$	$T_j = 150^\circ C$	16		mJ
$t_{d(off)}$	$R_{G off} = 5 \Omega$	$T_j = 150^\circ C$	1400		ns
t_f	$di/dt_{on} = 5500 A/\mu s$ $di/dt_{off} = 6200 A/\mu s$	$T_j = 150^\circ C$	75		ns
		$T_j = 150^\circ C$	53		mJ
E_{off}			53		mJ
$R_{th(j-s)}$	per IGBT			0.105	K/W

SKiM606GD066HD



SKiM® 63

Trench IGBT Modules

SKiM606GD066HD

Features

- IGBT 3 Trench Gate Technology
- Solderless sinter technology
- $V_{CE(sat)}$ with positive temperature coefficient
- Low inductance case
- Isolated by Al_2O_3 DCB (Direct Copper Bonded) ceramic substrate
- Pressure contact technology for thermal contacts
- Spring contact system to attach driver PCB to the control terminals
- High short circuit capability, self limiting to $6 \times I_C$
- Integrated temperature sensor

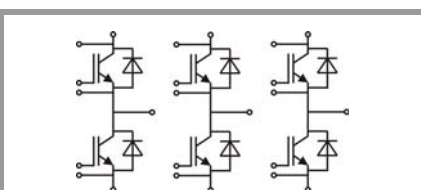
Typical Applications*

- Automotive inverter
- High reliability AC inverter wind
- High reliability AC inverter drives

Remarks

- Case temperature limited to $T_s = 125^\circ C$ max; $T_C = T_s$ (for baseplateless modules)
- Recommended $T_{op} = -40 \dots +150^\circ C$

Characteristics						
Symbol	Conditions		min.	typ.	max.	Unit
Inverse diode						
$V_F = V_{EC}$	$I_F = 600 \text{ A}$ $V_{GE} = 0 \text{ V}$ chiplevel	$T_j = 25^\circ C$		1.6	1.9	V
		$T_j = 150^\circ C$		1.7	1.9	V
V_{F0}		$T_j = 25^\circ C$		1	1.1	V
		$T_j = 150^\circ C$		0.85	0.95	V
r_F		$T_j = 25^\circ C$		1.0	1.3	m Ω
		$T_j = 150^\circ C$		1.4	1.6	m Ω
I_{RRM}	$I_F = 600 \text{ A}$	$T_j = 150^\circ C$		390		A
Q_{rr}	$di/dt_{off} = 5600 \text{ A}/\mu\text{s}$	$T_j = 150^\circ C$		85		μC
E_{rr}	$V_{GE} = -15 \text{ V}$ $V_{CC} = 300 \text{ V}$	$T_j = 150^\circ C$		21		mJ
$R_{th(j-s)}$	per diode				0.201	K/W
Module						
L_{CE}				9	13	nH
$R_{CC'+EE'}$	terminal-chip	$T_s = 25^\circ C$		0.3		m Ω
		$T_s = 125^\circ C$		0.5		m Ω
w				761		g
Temperature Sensor						
R_{100}	$T_{Sensor} = 100^\circ C$ ($R_{25} = 5 \text{ k}\Omega$)			339		Ω
$B_{100/125}$	$R_{(T)} = R_{100} \exp[B_{100/125}(1/T - 1/373)]$; $T[K]$;			4096		K



GD

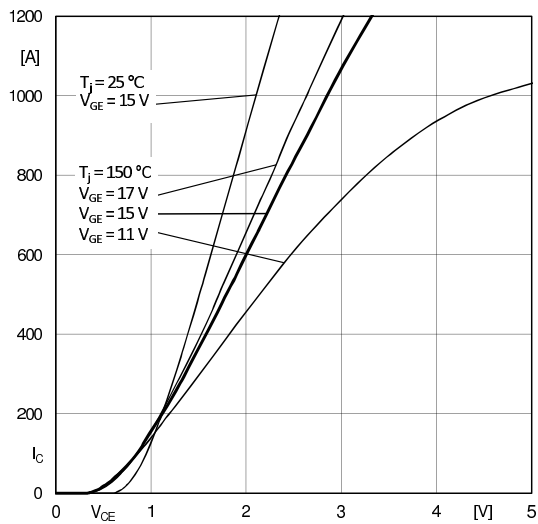


Fig. 1: Typ. output characteristic, inclusive $R_{CC'+EE'}$

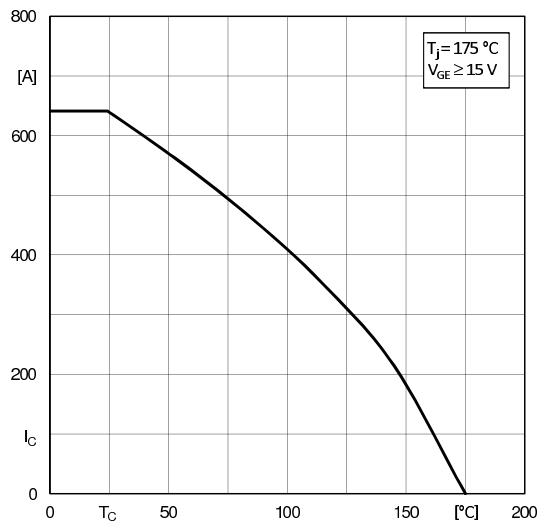


Fig. 2: Rated current vs. temperature $I_C = f(T_C)$

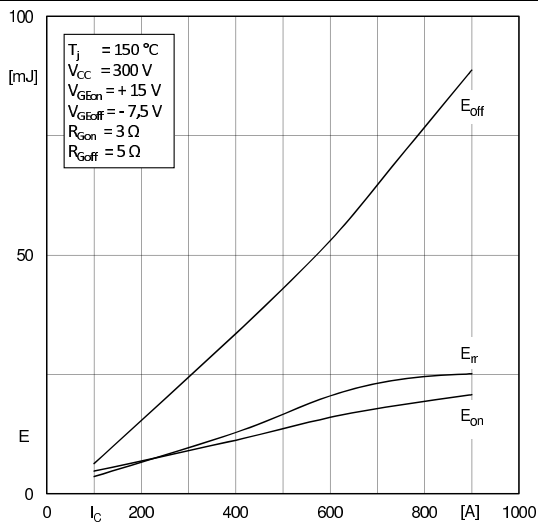


Fig. 3: Typ. turn-on /-off energy = $f(I_C)$

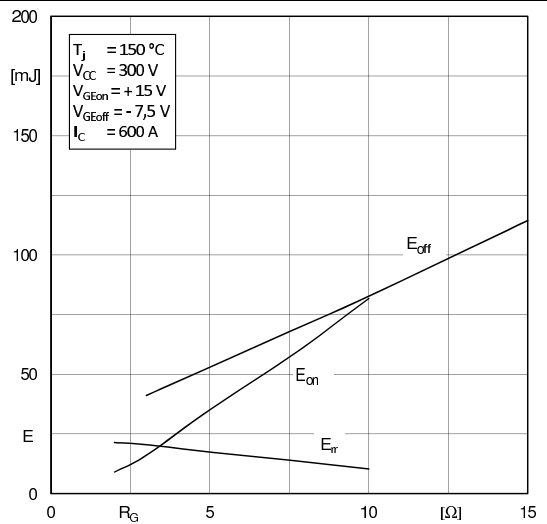


Fig. 4: Typ. turn-on /-off energy = $f(R_G)$

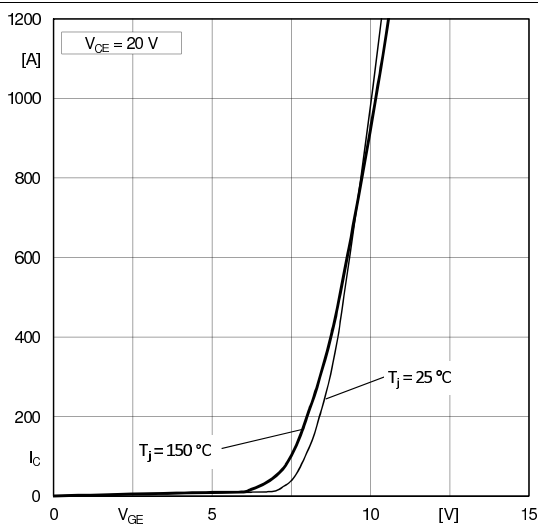


Fig. 5: Typ. transfer characteristic

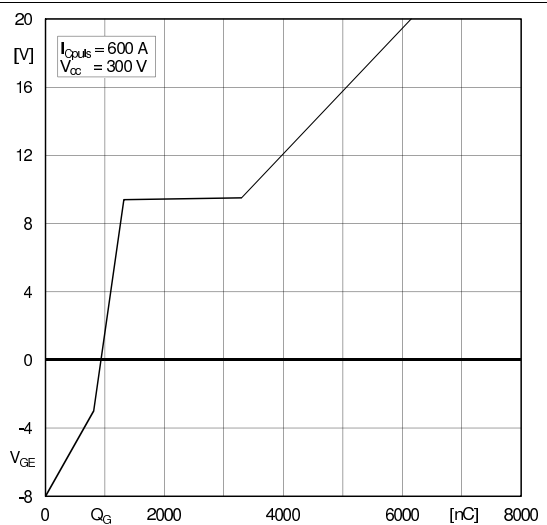
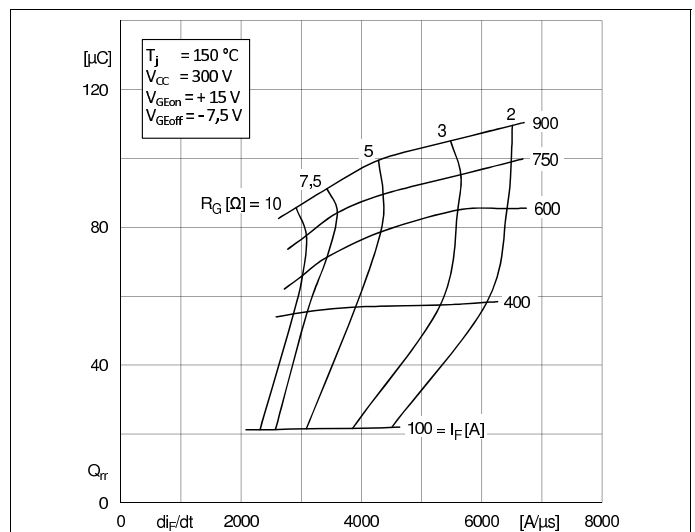
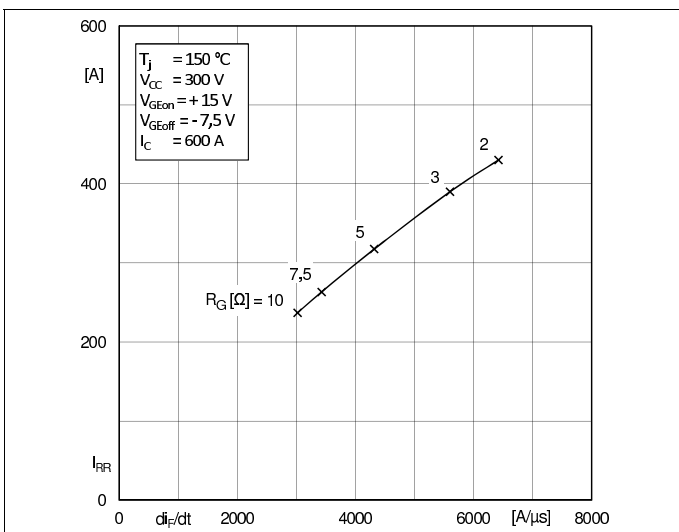
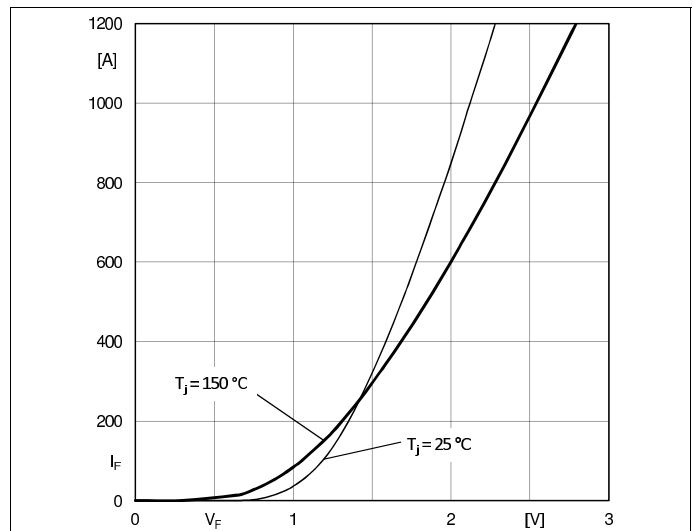
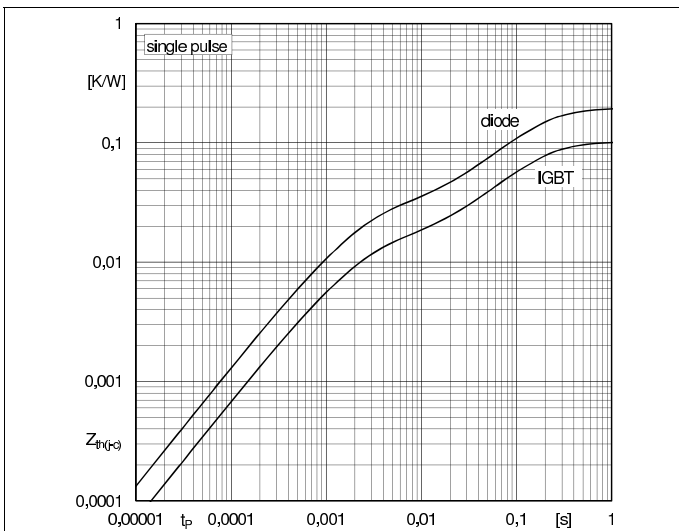
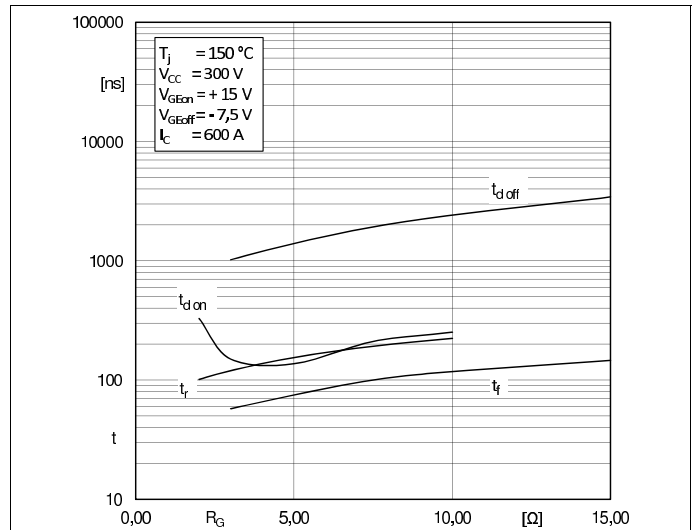
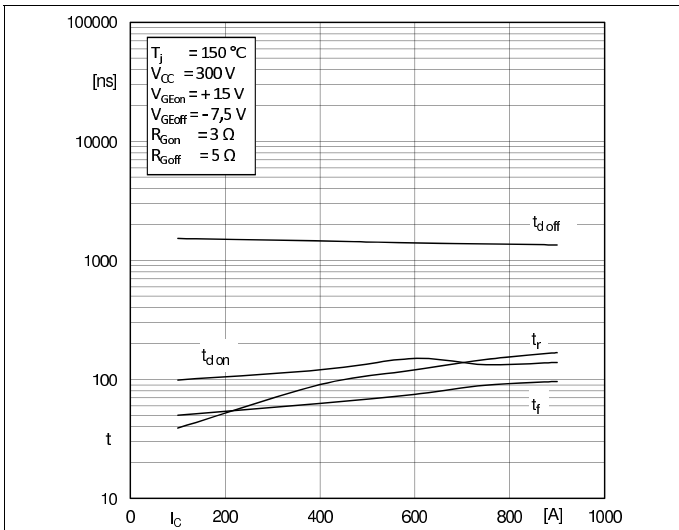
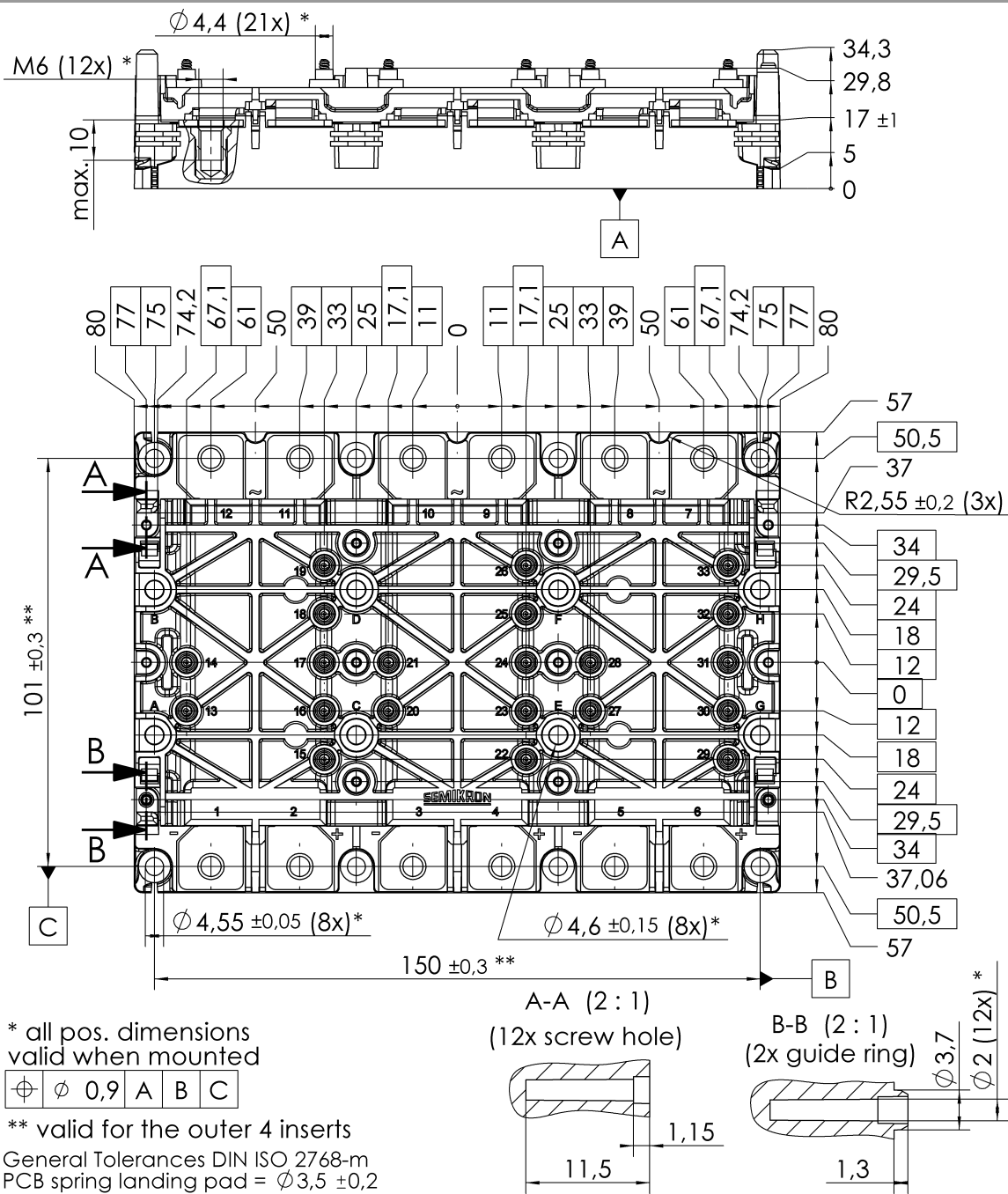


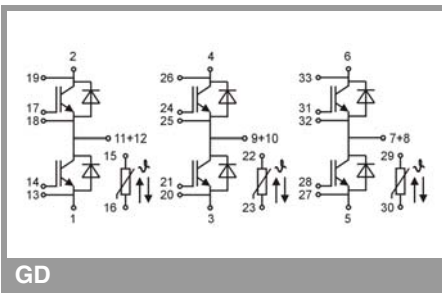
Fig. 6: Typ. gate charge characteristic



SKiM606GD066HD



SKIM 63



GD

This is an electrostatic discharge sensitive device (ESDS), international standard IEC 60747-1, Chapter IX

* The specifications of our components may not be considered as an assurance of component characteristics. Components have to be tested for the respective application. Adjustments may be necessary. The use of SEMIKRON products in life support appliances and systems is subject to prior specification and written approval by SEMIKRON. We therefore strongly recommend prior consultation of our staff.