

Type SLPX 85 °C Snap-In Aluminum Electrolytic

Best Value 85 °C Snap-In Type



Type SLPX is the best value package snap-in series for 85 °C, 3000 h operation. This series is the most cost-effective choice for DC filtering and power supply applications where long life and high ripple capability are needed.

Highlights

- 3000 h ripple load life at rated voltage
- 85 °C rated
- Small case size with high capacitance
- Best for switching power supplies
- 22 mm to 35 mm diameter, 10 mm lead spacing
- Great value snap-in type
- High ripple current

Specifications

| Temperature Range | -40 °C to +85 °C ≤ 250 Vdc -25 °C to +85 °C ≥ 315 Vdc | | | | | | | | | | | | | | | | | | | | | | | |
|---------------------------------|---|---------------|-------|---------------|-------|------|------|------|------|---------|-------|--------|-------|-------------|--------------|------|------|------|------|---------------|------|------|------|------|
| Rated Voltage Range | 10 Vdc to 450 Vdc | | | | | | | | | | | | | | | | | | | | | | | |
| Capacitance Range | 68 µF to 82,000 µF | | | | | | | | | | | | | | | | | | | | | | | |
| Capacitance Tolerance | ±20% | | | | | | | | | | | | | | | | | | | | | | | |
| Leakage Current | ≤ 3 \sqrt{CV} µA at 5 minutes | | | | | | | | | | | | | | | | | | | | | | | |
| Ripple Current Multipliers | <p>Ambient Temperature</p> <table border="1"> <thead> <tr> <th>20 °C - 45 °C</th> <th>55 °C</th> <th>65 °C - 75 °C</th> <th>85 °C</th> </tr> </thead> <tbody> <tr> <td>1.58</td> <td>1.41</td> <td>1.22</td> <td>1.00</td> </tr> </tbody> </table> <p>Frequency</p> <table border="1"> <thead> <tr> <th>Voltage</th> <th>60 Hz</th> <th>120 Hz</th> <th>1 kHz</th> <th>10 kHz & Up</th> </tr> </thead> <tbody> <tr> <td>10 - 100 Vdc</td> <td>0.90</td> <td>1.00</td> <td>1.15</td> <td>1.25</td> </tr> <tr> <td>160 - 450 Vdc</td> <td>0.80</td> <td>1.00</td> <td>1.15</td> <td>1.47</td> </tr> </tbody> </table> <p>To apply multipliers, see ratings tables for ripple current values</p> | 20 °C - 45 °C | 55 °C | 65 °C - 75 °C | 85 °C | 1.58 | 1.41 | 1.22 | 1.00 | Voltage | 60 Hz | 120 Hz | 1 kHz | 10 kHz & Up | 10 - 100 Vdc | 0.90 | 1.00 | 1.15 | 1.25 | 160 - 450 Vdc | 0.80 | 1.00 | 1.15 | 1.47 |
| 20 °C - 45 °C | 55 °C | 65 °C - 75 °C | 85 °C | | | | | | | | | | | | | | | | | | | | | |
| 1.58 | 1.41 | 1.22 | 1.00 | | | | | | | | | | | | | | | | | | | | | |
| Voltage | 60 Hz | 120 Hz | 1 kHz | 10 kHz & Up | | | | | | | | | | | | | | | | | | | | |
| 10 - 100 Vdc | 0.90 | 1.00 | 1.15 | 1.25 | | | | | | | | | | | | | | | | | | | | |
| 160 - 450 Vdc | 0.80 | 1.00 | 1.15 | 1.47 | | | | | | | | | | | | | | | | | | | | |
| Low Temperature Characteristics | Impedance ratio: $Z_{-20°C} / Z_{+25°C}$ ≤ 10 (10 Vdc) ≤ 8 (16-50 Vdc) ≤ 4 (63-100 Vdc) ≤ 3 (150-450 Vdc) | | | | | | | | | | | | | | | | | | | | | | | |
| Endurance Life | 3,000 h @ full load @ 85 °C Δ Capacitance ±20% ESR ≤ 200% of limit DCL 100 % of limit | | | | | | | | | | | | | | | | | | | | | | | |
| Shelf Life | 1,000 h @ 85 °C Δ Capacitance ±15% ESR ≤ 150% of limit DCL 100 % of limit | | | | | | | | | | | | | | | | | | | | | | | |
| Vibration | 10 Hz to 55 Hz 0.06" and 10g max 2 h in each plane | | | | | | | | | | | | | | | | | | | | | | | |
| RoHS Compliant | | | | | | | | | | | | | | | | | | | | | | | | |

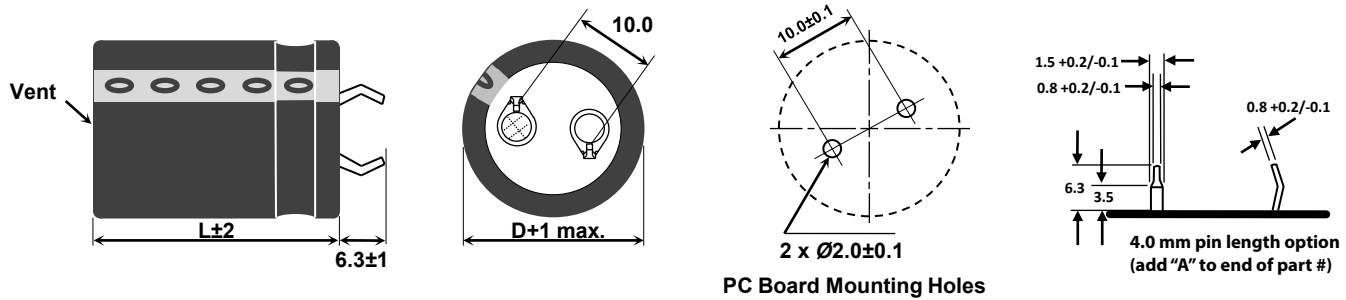
Type SLPX 85 °C Snap-In Aluminum Electrolytic

Best Value 85 °C Snap-In Type Part Numbering System

| | | | | | | | |
|-------------|--|-----------|-------------------------------|-----------|---------------|-------------------|--|
| SLPX | 562 | M | 025 | A1 | P | 3 | A |
| Type | Cap | Tolerance | Voltage | Case Code | Polarity | Insulating Sleeve | Pin Style |
| SLPX | 821 = 820 μF 332 = 3300 μF 103 = 10,000 μF | M = ±20% | 025 = 25 Vdc 250 = 250 Vdc | | P = Polarized | 3 = PVC | Blank = 2 pins snap-in 6.3 mm L A = 2 pins snap-in 4.0 mm L |

| Diameter | Length | | | | | | | |
|----------|--------|------|--------|--------|--------|--------|--------|--------|
| | mm | (in) | 25 | 30 | 35 | 40 | 45 | 50 |
| | | | (1.00) | (1.18) | (1.38) | (1.57) | (1.77) | (2.00) |
| 22 | (0.87) | A1 | A3 | A5 | A7 | A4 | A9 | |
| 25 | (1.00) | C1 | C3 | C5 | C7 | C4 | C9 | |
| 30 | (1.18) | E1 | E3 | E5 | E7 | E4 | E9 | |
| 35 | (1.38) | H1 | H3 | H5 | H7 | H4 | H9 | |

Outline Drawing



Ratings

| Cap (μF) | 3000 h @ 85 °C Catalog Part Number | Max 25 °C ESR (Ω) | Max 85 °C Ripple (A _{rms}) | Nominal Size (DxL) (mm) |
|------------------------------|------------------------------------|-------------------|--------------------------------------|-------------------------|
| 10 Vdc (13 Vdc Surge) | | | | |
| 12000 | SLPX123M010A1P3 | 0.061 | 0.046 | 2.41 3.01 22 x 25 |
| 15000 | SLPX153M010A3P3 | 0.049 | 0.037 | 2.88 3.60 22 x 30 |
| 15000 | SLPX153M010C1P3 | 0.049 | 0.037 | 2.88 3.60 25 x 25 |
| 18000 | SLPX183M010A5P3 | 0.041 | 0.031 | 3.22 4.03 22 x 35 |
| 18000 | SLPX183M010C3P3 | 0.041 | 0.031 | 3.08 3.85 25 x 30 |
| 22000 | SLPX223M010A7P3 | 0.033 | 0.025 | 3.79 4.74 22 x 40 |
| 22000 | SLPX223M010C3P3 | 0.033 | 0.025 | 3.66 4.58 25 x 30 |
| 22000 | SLPX223M010E1P3 | 0.033 | 0.025 | 3.53 4.41 30 x 25 |
| 27000 | SLPX273M010A4P3 | 0.027 | 0.020 | 4.04 5.05 22 x 45 |
| 27000 | SLPX273M010C5P3 | 0.027 | 0.020 | 4.04 5.05 25 x 35 |
| 27000 | SLPX273M010E3P3 | 0.027 | 0.020 | 3.99 4.99 30 x 30 |
| 33000 | SLPX333M010A9P3 | 0.022 | 0.017 | 4.58 5.73 22 x 50 |
| 33000 | SLPX333M010C7P3 | 0.022 | 0.017 | 4.56 5.70 25 x 40 |
| 33000 | SLPX333M010E3P3 | 0.022 | 0.017 | 4.58 5.73 30 x 30 |
| 39000 | SLPX393M010C4P3 | 0.019 | 0.014 | 5.29 6.61 25 x 45 |
| 39000 | SLPX393M010E5P3 | 0.019 | 0.014 | 5.21 6.51 30 x 35 |
| 39000 | SLPX393M010H3P3 | 0.019 | 0.014 | 5.50 6.88 35 x 30 |
| 47000 | SLPX473M010C9P3 | 0.016 | 0.012 | 5.78 7.23 25 x 50 |
| 47000 | SLPX473M010E7P3 | 0.016 | 0.012 | 5.78 7.23 30 x 40 |
| 47000 | SLPX473M010H5P3 | 0.016 | 0.012 | 5.55 6.94 35 x 35 |
| 56000 | SLPX563M010E4P3 | 0.013 | 0.010 | 6.59 8.24 30 x 45 |
| 56000 | SLPX563M010H5P3 | 0.013 | 0.010 | 6.40 8.00 35 x 35 |

Additional Voltages and Sizes available at www.cde.com/catalogs/SLPX.pdf

| Cap (μF) | 3000 h @ 85 °C Catalog Part Number | Max 25 °C ESR (Ω) | Max 85 °C Ripple (A _{rms}) | Nominal Size (DxL) (mm) |
|------------------------------|------------------------------------|-------------------|--------------------------------------|-------------------------|
| 10 Vdc (13 Vdc Surge) | | | | |
| 68000 | SLPX683M010E9P3 | 0.011 | 0.008 | 7.50 9.38 30 x 50 |
| 68000 | SLPX683M010H7P3 | 0.011 | 0.008 | 7.48 9.35 35 x 40 |
| 82000 | SLPX823M010H9P3 | 0.009 | 0.007 | 8.50 10.63 35 x 50 |
| 16 Vdc (20 Vdc Surge) | | | | |
| 8200 | SLPX822M016A1P3 | 0.081 | 0.061 | 2.56 3.20 22 x 25 |
| 10000 | SLPX103M016A3P3 | 0.066 | 0.050 | 2.89 3.61 22 x 30 |
| 12000 | SLPX123M016A3P3 | 0.055 | 0.041 | 3.13 3.91 22 x 30 |
| 12000 | SLPX123M016C1P3 | 0.055 | 0.041 | 3.01 3.76 25 x 25 |
| 15000 | SLPX153M016A5P3 | 0.044 | 0.033 | 3.69 4.61 22 x 35 |
| 15000 | SLPX153M016C3P3 | 0.044 | 0.033 | 3.64 4.55 25 x 30 |
| 15000 | SLPX153M016E1P3 | 0.044 | 0.033 | 3.73 4.66 30 x 25 |
| 18000 | SLPX183M016A7P3 | 0.037 | 0.028 | 3.98 4.98 22 x 40 |
| 18000 | SLPX183M016C5P3 | 0.037 | 0.028 | 3.98 4.98 25 x 35 |
| 18000 | SLPX183M016E3P3 | 0.037 | 0.028 | 3.88 4.85 30 x 30 |
| 22000 | SLPX223M016A9P3 | 0.030 | 0.023 | 4.52 5.65 22 x 50 |
| 22000 | SLPX223M016C7P3 | 0.030 | 0.023 | 4.44 5.55 25 x 40 |
| 22000 | SLPX223M016E3P3 | 0.030 | 0.023 | 4.38 5.48 30 x 30 |
| 27000 | SLPX273M016C4P3 | 0.025 | 0.019 | 4.98 6.23 25 x 45 |
| 27000 | SLPX273M016E5P3 | 0.025 | 0.019 | 4.95 6.19 30 x 35 |
| 27000 | SLPX273M016H3P3 | 0.025 | 0.019 | 4.82 6.03 35 x 30 |
| 33000 | SLPX333M016C9P3 | 0.020 | 0.015 | 5.49 6.86 25 x 50 |
| 33000 | SLPX333M016E7P3 | 0.020 | 0.015 | 5.60 7.00 30 x 40 |

Type SLPX 85 °C Snap-In Aluminum Electrolytic

Best Value 85 °C Snap-In Type

| Cap (µF) | 3000 h @ 85 °C | | Max 25 °C ESR | | Max 85 °C Ripple | | Nominal Size (DxL) (mm) | Cap (µF) | 3000 h @ 85 °C | | Max 25 °C ESR | | Max 85 °C Ripple | | Nominal Size (DxL) (mm) |
|------------------------------|------------------------|-------|---------------|--------------|-------------------------------|------------------------------|-------------------------------|------------------------------|------------------------|-------|---------------|--------------|-------------------------------|------------------------------|-------------------------------|
| | Catalog Part Number | | (Ω) 120 Hz | (Ω) 20kHz | (A _{rms}) 120 Hz | (A _{rms}) 20kHz | | | Catalog Part Number | | (Ω) 120 Hz | (Ω) 20kHz | (A _{rms}) 120 Hz | (A _{rms}) 20kHz | |
| 16 Vdc (20 Vdc Surge) | | | | | | | | 35 Vdc (44 Vdc Surge) | | | | | | | |
| 33000 | SLPX333M016H3P3 | 0.020 | 0.015 | 5.46 | 6.83 | 35 x 30 | 10000 | SLPX103M035C7P3 | 0.053 | 0.040 | 3.65 | 4.56 | 25 x 40 | | |
| 39000 | SLPX393M016E4P3 | 0.017 | 0.013 | 6.21 | 7.76 | 30 x 45 | 10000 | SLPX103M035E3P3 | 0.053 | 0.040 | 3.61 | 4.51 | 30 x 30 | | |
| 39000 | SLPX393M016H5P3 | 0.017 | 0.013 | 6.12 | 7.65 | 35 x 35 | 12000 | SLPX123M035C4P3 | 0.044 | 0.033 | 4.15 | 5.19 | 25 x 45 | | |
| 47000 | SLPX473M016E9P3 | 0.014 | 0.011 | 6.93 | 8.66 | 30 x 50 | 12000 | SLPX123M035E5P3 | 0.044 | 0.033 | 4.14 | 5.18 | 30 x 35 | | |
| 47000 | SLPX473M016H7P3 | 0.014 | 0.011 | 6.89 | 8.61 | 35 x 40 | 12000 | SLPX123M035H3P3 | 0.044 | 0.033 | 4.27 | 5.34 | 35 x 30 | | |
| 56000 | SLPX563M016H4P3 | 0.012 | 0.009 | 7.69 | 9.61 | 35 x 45 | 15000 | SLPX153M035C9P3 | 0.035 | 0.026 | 4.77 | 5.96 | 25 x 50 | | |
| 25 Vdc (32 Vdc Surge) | | | | | | | | 50 Vdc (63 Vdc Surge) | | | | | | | |
| 5600 | SLPX562M025A1P3 | 0.107 | 0.080 | 2.31 | 2.89 | 22 x 25 | 15000 | SLPX153M035E7P3 | 0.035 | 0.026 | 4.80 | 6.00 | 30 x 40 | | |
| 6800 | SLPX682M025A3P3 | 0.088 | 0.066 | 2.56 | 3.20 | 22 x 30 | 15000 | SLPX153M035H5P3 | 0.035 | 0.026 | 4.95 | 6.19 | 35 x 35 | | |
| 8200 | SLPX822M025A5P3 | 0.073 | 0.055 | 2.86 | 3.58 | 22 x 35 | 18000 | SLPX183M035E4P3 | 0.029 | 0.022 | 5.30 | 6.63 | 30 x 45 | | |
| 8200 | SLPX822M025C1P3 | 0.073 | 0.055 | 2.78 | 3.48 | 25 x 25 | 18000 | SLPX183M035H7P3 | 0.029 | 0.022 | 5.71 | 7.14 | 35 x 40 | | |
| 10000 | SLPX103M025A5P3 | 0.060 | 0.045 | 3.31 | 4.14 | 22 x 35 | 22000 | SLPX223M035H4P3 | 0.024 | 0.018 | 6.38 | 7.98 | 35 x 45 | | |
| 10000 | SLPX103M025C3P3 | 0.060 | 0.045 | 3.16 | 3.95 | 25 x 30 | 27000 | SLPX273M035H9P3 | 0.020 | 0.015 | 6.90 | 8.63 | 35 x 50 | | |
| 10000 | SLPX103M025E1P3 | 0.060 | 0.045 | 3.28 | 4.10 | 30 x 25 | 63 Vdc (79 Vdc Surge) | | | | | | | | |
| 12000 | SLPX123M025A7P3 | 0.050 | 0.038 | 3.77 | 4.71 | 22 x 40 | 2200 | SLPX222M050A1P3 | 0.211 | 0.158 | 1.93 | 2.41 | 22 x 25 | | |
| 12000 | SLPX123M025C5P3 | 0.050 | 0.038 | 3.63 | 4.54 | 25 x 35 | 2700 | SLPX272M050A3P3 | 0.172 | 0.129 | 2.21 | 2.76 | 22 x 30 | | |
| 12000 | SLPX123M025E1P3 | 0.050 | 0.038 | 3.80 | 4.75 | 30 x 25 | 3300 | SLPX332M050A3P3 | 0.141 | 0.106 | 2.41 | 3.01 | 22 x 30 | | |
| 15000 | SLPX153M025A9P3 | 0.040 | 0.030 | 4.21 | 5.26 | 22 x 50 | 3300 | SLPX332M050C1P3 | 0.141 | 0.106 | 2.38 | 2.98 | 25 x 25 | | |
| 15000 | SLPX153M025C7P3 | 0.040 | 0.030 | 4.10 | 5.13 | 25 x 40 | 3900 | SLPX392M050A5P3 | 0.119 | 0.089 | 2.72 | 3.40 | 22 x 35 | | |
| 15000 | SLPX153M025E3P3 | 0.040 | 0.030 | 4.00 | 5.00 | 30 x 30 | 3900 | SLPX392M050C3P3 | 0.119 | 0.089 | 2.68 | 3.35 | 25 x 30 | | |
| 18000 | SLPX183M025C4P3 | 0.033 | 0.025 | 4.68 | 5.85 | 25 x 45 | 4700 | SLPX472M050A7P3 | 0.099 | 0.074 | 3.02 | 3.78 | 22 x 40 | | |
| 18000 | SLPX183M025E5P3 | 0.033 | 0.025 | 4.66 | 5.83 | 30 x 35 | 4700 | SLPX472M050C3P3 | 0.099 | 0.074 | 3.07 | 3.84 | 25 x 30 | | |
| 18000 | SLPX183M025H3P3 | 0.033 | 0.025 | 4.68 | 5.85 | 35 x 30 | 4700 | SLPX472M050E1P3 | 0.099 | 0.074 | 3.01 | 3.76 | 30 x 25 | | |
| 22000 | SLPX223M025C9P3 | 0.027 | 0.020 | 5.29 | 6.61 | 25 x 50 | 5600 | SLPX562M050A7P3 | 0.083 | 0.062 | 3.26 | 4.08 | 22 x 40 | | |
| 22000 | SLPX223M025E7P3 | 0.027 | 0.020 | 5.33 | 6.66 | 30 x 40 | 5600 | SLPX562M050A4P3 | 0.083 | 0.062 | 3.43 | 4.29 | 22 x 45 | | |
| 22000 | SLPX223M025H5P3 | 0.027 | 0.020 | 5.26 | 6.58 | 35 x 35 | 5600 | SLPX562M050C5P3 | 0.083 | 0.062 | 3.47 | 4.34 | 25 x 35 | | |
| 27000 | SLPX273M025E4P3 | 0.022 | 0.017 | 6.02 | 7.53 | 30 x 45 | 5600 | SLPX562M050E3P3 | 0.083 | 0.062 | 3.43 | 4.29 | 30 x 30 | | |
| 27000 | SLPX273M025H7P3 | 0.022 | 0.017 | 6.02 | 7.53 | 35 x 40 | 6800 | SLPX682M050A9P3 | 0.068 | 0.051 | 3.94 | 4.93 | 22 x 50 | | |
| 33000 | SLPX333M025E9P3 | 0.018 | 0.014 | 5.29 | 6.61 | 30 x 50 | 6800 | SLPX682M050C7P3 | 0.068 | 0.051 | 3.87 | 4.84 | 25 x 40 | | |
| 33000 | SLPX333M025H4P3 | 0.018 | 0.014 | 6.75 | 8.44 | 35 x 45 | 6800 | SLPX682M050E5P3 | 0.068 | 0.051 | 3.93 | 4.91 | 30 x 35 | | |
| 39000 | SLPX393M025H9P3 | 0.015 | 0.011 | 7.56 | 9.45 | 35 x 50 | 8200 | SLPX822M050C4P3 | 0.057 | 0.043 | 4.44 | 5.55 | 25 x 45 | | |
| 35 Vdc (44 Vdc Surge) | | | | | | | | 8200 | SLPX822M050E5P3 | 0.057 | 0.043 | 4.47 | 5.59 | 30 x 35 | |
| 3900 | SLPX392M035A1P3 | 0.136 | 0.102 | 2.22 | 2.78 | 22 x 25 | 8200 | SLPX822M050H3P3 | 0.057 | 0.043 | 4.41 | 5.51 | 35 x 30 | | |
| 4700 | SLPX472M035A3P3 | 0.113 | 0.085 | 2.46 | 3.08 | 22 x 30 | 10000 | SLPX103M050E7P3 | 0.046 | 0.035 | 5.08 | 6.35 | 30 x 40 | | |
| 4700 | SLPX472M035C1P3 | 0.113 | 0.085 | 2.43 | 3.04 | 25 x 25 | 10000 | SLPX103M050H5P3 | 0.046 | 0.035 | 4.92 | 6.15 | 35 x 35 | | |
| 5600 | SLPX562M035A3P3 | 0.095 | 0.071 | 2.61 | 3.26 | 22 x 30 | 12000 | SLPX123M050E9P3 | 0.039 | 0.029 | 5.72 | 7.15 | 30 x 50 | | |
| 5600 | SLPX562M035A5P3 | 0.095 | 0.071 | 2.79 | 3.49 | 22 x 35 | 12000 | SLPX123M050H7P3 | 0.039 | 0.029 | 5.69 | 7.11 | 35 x 40 | | |
| 5600 | SLPX562M035C3P3 | 0.095 | 0.071 | 2.75 | 3.44 | 25 x 30 | 15000 | SLPX153M050H4P3 | 0.031 | 0.023 | 6.56 | 8.20 | 35 x 45 | | |
| 6800 | SLPX682M035A7P3 | 0.078 | 0.059 | 2.97 | 3.71 | 22 x 40 | 18000 | SLPX183M050H9P3 | 0.026 | 0.020 | 7.14 | 8.93 | 35 x 50 | | |
| 6800 | SLPX682M035C3P3 | 0.078 | 0.059 | 2.89 | 3.61 | 25 x 30 | 22000 | SLPX223M050H9P3 | 0.021 | 0.016 | 7.89 | 9.86 | 35 x 50 | | |
| 6800 | SLPX682M035E1P3 | 0.078 | 0.059 | 3.09 | 3.86 | 30 x 25 | 63 Vdc (79 Vdc Surge) | | | | | | | | |
| 8200 | SLPX822M035A4P3 | 0.065 | 0.049 | 3.47 | 4.34 | 22 x 45 | 1800 | SLPX182M063A1P3 | 0.221 | 0.166 | 1.90 | 2.38 | 22 x 25 | | |
| 8200 | SLPX822M035C5P3 | 0.065 | 0.049 | 3.33 | 4.16 | 25 x 35 | 2200 | SLPX222M063A3P3 | 0.181 | 0.136 | 2.35 | 2.94 | 22 x 30 | | |
| 8200 | SLPX822M035E3P3 | 0.065 | 0.049 | 3.29 | 4.11 | 30 x 30 | 2200 | SLPX222M063C1P3 | 0.181 | 0.136 | 2.30 | 2.88 | 25 x 25 | | |
| 10000 | SLPX103M035A9P3 | 0.053 | 0.040 | 3.75 | 4.69 | 22 x 50 | 2700 | SLPX272M063A5P3 | 0.147 | 0.110 | 2.50 | 3.13 | 22 x 35 | | |
| | | | | | | | 2700 | SLPX272M063C3P3 | 0.147 | 0.110 | 2.52 | 3.15 | 25 x 30 | | |

Type SLPX 85 °C Snap-In Aluminum Electrolytic

Best Value 85 °C Snap-In Type

| Cap (µF) | 3000 h @ 85 °C | | Max 25 °C ESR | | Max 85 °C Ripple | | Nominal Size (DxL) (mm) | Cap (µF) | 3000 h @ 85 °C | | Max 25 °C ESR | | Max 85 °C Ripple | | Nominal Size (DxL) (mm) |
|-------------------------------|------------------------|-------|---------------|--------------|-------------------------------|------------------------------|--------------------------------|-------------------------------|------------------------|-------|---------------|--------------|-------------------------------|------------------------------|-------------------------------|
| | Catalog Part Number | | (Ω) 120 Hz | (Ω) 20kHz | (A _{rms}) 120 Hz | (A _{rms}) 20kHz | | | Catalog Part Number | | (Ω) 120 Hz | (Ω) 20kHz | (A _{rms}) 120 Hz | (A _{rms}) 20kHz | |
| 63 Vdc (79 Vdc Surge) | | | | | | | | 80 Vdc (100 Vdc Surge) | | | | | | | |
| 3300 | SLPX332M063A7P3 | 0.121 | 0.091 | 2.72 | 3.40 | 22 x 40 | 8200 | SLPX822M080H4P3 | 0.040 | 0.030 | 5.89 | 7.36 | 35 x 45 | | |
| 3300 | SLPX332M063C3P3 | 0.121 | 0.091 | 2.74 | 3.43 | 25 x 30 | 10000 | SLPX103M080H9P3 | 0.033 | 0.025 | 6.63 | 8.29 | 35 x 50 | | |
| 3300 | SLPX332M063E1P3 | 0.121 | 0.091 | 2.78 | 3.48 | 30 x 25 | 100 Vdc (125 Vdc Surge) | | | | | | | | |
| 3900 | SLPX392M063A4P3 | 0.102 | 0.077 | 3.09 | 3.86 | 22 x 45 | 820 | SLPX821M100A1P3 | 0.324 | 0.243 | 1.86 | 2.33 | 22 x 25 | | |
| 3900 | SLPX392M063C5P3 | 0.102 | 0.077 | 3.13 | 3.91 | 25 x 35 | 1000 | SLPX102M100A3P3 | 0.265 | 0.199 | 2.02 | 2.53 | 22 x 30 | | |
| 3900 | SLPX392M063E3P3 | 0.102 | 0.077 | 3.09 | 3.86 | 30 x 30 | 1200 | SLPX122M100A3P3 | 0.221 | 0.166 | 2.12 | 2.65 | 22 x 30 | | |
| 4700 | SLPX472M063A9P3 | 0.085 | 0.064 | 3.69 | 4.61 | 22 x 50 | 1200 | SLPX122M100C1P3 | 0.221 | 0.166 | 2.11 | 2.64 | 25 x 25 | | |
| 4700 | SLPX472M063C7P3 | 0.085 | 0.064 | 3.59 | 4.49 | 25 x 40 | 1500 | SLPX152M100A5P3 | 0.177 | 0.133 | 2.45 | 3.06 | 22 x 35 | | |
| 4700 | SLPX472M063E3P3 | 0.085 | 0.064 | 3.54 | 4.43 | 30 x 30 | 1500 | SLPX152M100C3P3 | 0.177 | 0.133 | 2.47 | 3.09 | 25 x 30 | | |
| 5600 | SLPX562M063C4P3 | 0.071 | 0.053 | 4.01 | 5.01 | 25 x 45 | 1800 | SLPX182M100A7P3 | 0.147 | 0.110 | 2.77 | 3.46 | 22 x 40 | | |
| 5600 | SLPX562M063E5P3 | 0.071 | 0.053 | 4.00 | 5.00 | 30 x 35 | 1800 | SLPX182M100C5P3 | 0.147 | 0.110 | 2.81 | 3.51 | 25 x 35 | | |
| 5600 | SLPX562M063H3P3 | 0.071 | 0.053 | 3.75 | 4.69 | 35 x 30 | 1800 | SLPX182M100E1P3 | 0.147 | 0.110 | 2.65 | 3.31 | 30 x 25 | | |
| 6800 | SLPX682M063C9P3 | 0.059 | 0.044 | 4.52 | 5.65 | 25 x 50 | 2200 | SLPX222M100A4P3 | 0.121 | 0.091 | 3.15 | 3.94 | 22 x 45 | | |
| 6800 | SLPX682M063E7P3 | 0.059 | 0.044 | 4.55 | 5.69 | 30 x 40 | 2200 | SLPX222M100C7P3 | 0.121 | 0.091 | 3.21 | 4.01 | 25 x 40 | | |
| 6800 | SLPX682M063H3P3 | 0.059 | 0.044 | 4.44 | 5.55 | 35 x 30 | 2200 | SLPX222M100E3P3 | 0.121 | 0.091 | 3.17 | 3.96 | 30 x 30 | | |
| 8200 | SLPX822M063E4P3 | 0.049 | 0.037 | 5.12 | 6.40 | 30 x 45 | 2700 | SLPX272M100C4P3 | 0.098 | 0.074 | 3.66 | 4.58 | 25 x 45 | | |
| 8200 | SLPX822M063H5P3 | 0.049 | 0.037 | 5.05 | 6.31 | 35 x 35 | 2700 | SLPX272M100E5P3 | 0.098 | 0.074 | 3.65 | 4.56 | 30 x 35 | | |
| 10000 | SLPX103M063E9P3 | 0.040 | 0.030 | 5.78 | 7.23 | 30 x 50 | 2700 | SLPX272M100H3P3 | 0.098 | 0.074 | 3.77 | 4.71 | 35 x 30 | | |
| 10000 | SLPX103M063H7P3 | 0.040 | 0.030 | 5.75 | 7.19 | 35 x 40 | 3300 | SLPX332M100C9P3 | 0.080 | 0.060 | 4.15 | 5.19 | 25 x 50 | | |
| 12000 | SLPX123M063E9P3 | 0.033 | 0.025 | 6.20 | 7.75 | 30 x 50 | 3300 | SLPX332M100E7P3 | 0.080 | 0.060 | 4.18 | 5.23 | 30 x 40 | | |
| 12000 | SLPX123M063H4P3 | 0.033 | 0.025 | 6.47 | 8.09 | 35 x 45 | 3300 | SLPX332M100H5P3 | 0.080 | 0.060 | 4.07 | 5.09 | 35 x 35 | | |
| 12000 | SLPX123M063H9P3 | 0.033 | 0.025 | 6.76 | 8.45 | 35 x 50 | 3900 | SLPX392M100E4P3 | 0.068 | 0.051 | 4.67 | 5.84 | 30 x 45 | | |
| 80 Vdc (100 Vdc Surge) | | | | | | | | 3900 | SLPX392M100H5P3 | 0.068 | 0.051 | 4.61 | 5.76 | 35 x 35 | |
| 1200 | SLPX122M080A1P3 | 0.276 | 0.207 | 1.77 | 2.21 | 22 x 25 | 4700 | SLPX472M100H7P3 | 0.056 | 0.042 | 5.23 | 6.54 | 35 x 40 | | |
| 1500 | SLPX152M080A3P3 | 0.221 | 0.166 | 2.01 | 2.51 | 22 x 30 | 4700 | SLPX472M100E9P3 | 0.056 | 0.042 | 5.26 | 6.58 | 30 x 50 | | |
| 1800 | SLPX182M080A3P3 | 0.184 | 0.138 | 2.11 | 2.64 | 22 x 30 | 5600 | SLPX562M100H4P3 | 0.047 | 0.035 | 5.88 | 7.35 | 35 x 45 | | |
| 1800 | SLPX182M080C1P3 | 0.184 | 0.138 | 2.26 | 2.83 | 25 x 25 | 6800 | SLPX682M100H9P3 | 0.039 | 0.029 | 6.01 | 7.51 | 35 x 50 | | |
| 2200 | SLPX222M080A7P3 | 0.151 | 0.113 | 2.53 | 3.16 | 22 x 40 | 160 Vdc (200 Vdc Surge) | | | | | | | | |
| 2200 | SLPX222M080C3P3 | 0.151 | 0.113 | 2.53 | 3.16 | 25 x 30 | 390 | SLPX391M160A1P3 | 0.510 | 0.383 | 1.63 | 2.40 | 22 x 25 | | |
| 2200 | SLPX222M080E1P3 | 0.151 | 0.113 | 2.56 | 3.20 | 30 x 25 | 470 | SLPX471M160A3P3 | 0.423 | 0.317 | 1.86 | 2.73 | 22 x 30 | | |
| 2700 | SLPX272M080A4P3 | 0.123 | 0.092 | 2.93 | 3.66 | 22 x 45 | 470 | SLPX471M160C1P3 | 0.423 | 0.317 | 1.86 | 2.73 | 25 x 25 | | |
| 2700 | SLPX272M080C5P3 | 0.123 | 0.092 | 2.93 | 3.66 | 25 x 35 | 560 | SLPX561M160A3P3 | 0.355 | 0.266 | 2.15 | 3.16 | 22 x 30 | | |
| 2700 | SLPX272M080E3P3 | 0.123 | 0.092 | 2.91 | 3.64 | 30 x 30 | 560 | SLPX561M160C3P3 | 0.355 | 0.266 | 2.15 | 3.16 | 25 x 30 | | |
| 3300 | SLPX332M080A9P3 | 0.101 | 0.076 | 3.23 | 4.04 | 22 x 50 | 680 | SLPX681M160A7P3 | 0.293 | 0.220 | 2.35 | 3.45 | 22 x 40 | | |
| 3300 | SLPX332M080C7P3 | 0.101 | 0.076 | 3.29 | 4.11 | 25 x 40 | 680 | SLPX681M160C3P3 | 0.293 | 0.220 | 2.33 | 3.43 | 25 x 30 | | |
| 3300 | SLPX332M080E3P3 | 0.101 | 0.076 | 3.25 | 4.06 | 30 x 30 | 680 | SLPX681M160E1P3 | 0.293 | 0.220 | 2.33 | 3.43 | 30 x 25 | | |
| 3900 | SLPX392M080C4P3 | 0.085 | 0.064 | 3.62 | 4.53 | 25 x 45 | 820 | SLPX821M160A4P3 | 0.243 | 0.182 | 2.68 | 3.94 | 22 x 45 | | |
| 3900 | SLPX392M080E5P3 | 0.085 | 0.064 | 3.70 | 4.63 | 30 x 35 | 820 | SLPX821M160C5P3 | 0.243 | 0.182 | 2.65 | 3.90 | 25 x 35 | | |
| 4700 | SLPX472M080C9P3 | 0.071 | 0.053 | 4.28 | 5.35 | 25 x 50 | 820 | SLPX821M160E3P3 | 0.243 | 0.182 | 2.64 | 3.88 | 30 x 30 | | |
| 4700 | SLPX472M080E7P3 | 0.071 | 0.053 | 4.23 | 5.29 | 30 x 40 | 1000 | SLPX102M160A9P3 | 0.199 | 0.149 | 3.02 | 4.44 | 22 x 50 | | |
| 4700 | SLPX472M080H3P3 | 0.071 | 0.053 | 4.12 | 5.15 | 35 x 30 | 1000 | SLPX102M160C7P3 | 0.199 | 0.149 | 3.00 | 4.41 | 25 x 40 | | |
| 5600 | SLPX562M080E4P3 | 0.059 | 0.044 | 4.70 | 5.88 | 30 x 45 | 1000 | SLPX102M160E3P3 | 0.199 | 0.149 | 2.96 | 4.35 | 30 x 30 | | |
| 5600 | SLPX562M080H5P3 | 0.059 | 0.044 | 4.64 | 5.80 | 35 x 35 | 1200 | SLPX122M160C4P3 | 0.166 | 0.125 | 3.43 | 5.04 | 25 x 45 | | |
| 6800 | SLPX682M080E9P3 | 0.049 | 0.037 | 5.27 | 6.59 | 30 x 50 | 1200 | SLPX122M160E5P3 | 0.166 | 0.125 | 3.41 | 5.01 | 30 x 35 | | |
| 6800 | SLPX682M080H7P3 | 0.049 | 0.037 | 5.24 | 6.55 | 35 x 40 | 1200 | SLPX122M160H3P3 | 0.166 | 0.125 | 3.40 | 5.00 | 35 x 30 | | |

Type SLPX 85 °C Snap-In Aluminum Electrolytic

Best Value 85 °C Snap-In Type

| Cap (µF) | 3000 h @ 85 °C | | Max 25 °C ESR | | Max 85 °C Ripple | | Nominal Size (DxL) (mm) |
|--------------------------------|------------------------|--|---------------|--------------|-------------------------------|------------------------------|-------------------------------|
| | Catalog Part Number | | (Ω) 120 Hz | (Ω) 20kHz | (A _{rms}) 120 Hz | (A _{rms}) 20kHz | |
| 160 Vdc (200 Vdc Surge) | | | | | | | |
| 1500 | SLPX152M160E7P3 | | 0.133 | 0.100 | 3.96 | 5.82 | 30 x 40 |
| 1500 | SLPX152M160H5P3 | | 0.133 | 0.100 | 3.94 | 5.79 | 35 x 35 |
| 1800 | SLPX182M160E4P3 | | 0.111 | 0.083 | 4.31 | 6.34 | 30 x 45 |
| 1800 | SLPX182M160H5P3 | | 0.111 | 0.083 | 4.28 | 6.29 | 35 x 35 |
| 2200 | SLPX222M160H7P3 | | 0.090 | 0.068 | 4.96 | 7.29 | 35 x 40 |
| 2700 | SLPX272M160H9P3 | | 0.074 | 0.056 | 5.57 | 8.19 | 35 x 50 |
| 180 Vdc (225 Vdc Surge) | | | | | | | |
| 330 | SLPX331M180A1P3 | | 0.603 | 0.452 | 1.49 | 2.19 | 22 x 25 |
| 390 | SLPX391M180A1P3 | | 0.510 | 0.383 | 1.84 | 2.70 | 22 x 25 |
| 470 | SLPX471M180A3P3 | | 0.423 | 0.317 | 1.91 | 2.81 | 22 x 30 |
| 470 | SLPX471M180C1P3 | | 0.423 | 0.317 | 2.08 | 3.06 | 25 x 25 |
| 560 | SLPX561M180A5P3 | | 0.355 | 0.266 | 2.25 | 3.31 | 22 x 35 |
| 560 | SLPX561M180C1P3 | | 0.355 | 0.266 | 2.25 | 3.31 | 25 x 25 |
| 680 | SLPX681M180A5P3 | | 0.293 | 0.220 | 2.48 | 3.65 | 22 x 35 |
| 680 | SLPX681M180C3P3 | | 0.293 | 0.220 | 2.50 | 3.68 | 25 x 30 |
| 680 | SLPX681M180E1P3 | | 0.293 | 0.220 | 2.46 | 3.62 | 30 x 25 |
| 820 | SLPX821M180A7P3 | | 0.243 | 0.182 | 2.86 | 4.20 | 22 x 40 |
| 820 | SLPX821M180C5P3 | | 0.243 | 0.182 | 2.75 | 4.04 | 25 x 35 |
| 820 | SLPX821M180E1P3 | | 0.243 | 0.182 | 2.69 | 3.95 | 30 x 25 |
| 1000 | SLPX102M180C7P3 | | 0.199 | 0.149 | 3.06 | 4.50 | 25 x 40 |
| 1000 | SLPX102M180E3P3 | | 0.199 | 0.149 | 3.10 | 4.56 | 30 x 30 |
| 1200 | SLPX122M180C4P3 | | 0.166 | 0.125 | 3.63 | 5.34 | 25 x 45 |
| 1200 | SLPX122M180E5P3 | | 0.166 | 0.125 | 3.55 | 5.22 | 30 x 35 |
| 1200 | SLPX122M180H3P3 | | 0.166 | 0.125 | 3.49 | 5.13 | 35 x 30 |
| 1500 | SLPX152M180E7P3 | | 0.133 | 0.100 | 4.10 | 6.03 | 30 x 40 |
| 1500 | SLPX152M180H5P3 | | 0.133 | 0.100 | 4.02 | 5.91 | 35 x 35 |
| 1800 | SLPX182M180E4P3 | | 0.111 | 0.083 | 4.55 | 6.69 | 30 x 45 |
| 1800 | SLPX182M180H5P3 | | 0.111 | 0.083 | 4.54 | 6.67 | 35 x 35 |
| 2200 | SLPX222M180H7P3 | | 0.090 | 0.068 | 4.83 | 6.04 | 35 x 40 |
| 2700 | SLPX272M180H9P3 | | 0.074 | 0.056 | 5.30 | 6.63 | 35 x 50 |
| 200 Vdc (250 Vdc Surge) | | | | | | | |
| 270 | SLPX271M200A1P3 | | 0.737 | 0.553 | 1.37 | 2.01 | 22 x 25 |
| 330 | SLPX331M200A3P3 | | 0.603 | 0.452 | 1.63 | 2.40 | 22 x 30 |
| 330 | SLPX331M200A1P3 | | 0.603 | 0.452 | 1.51 | 2.22 | 22 x 25 |
| 390 | SLPX391M200A3P3 | | 0.510 | 0.383 | 1.73 | 2.54 | 22 x 30 |
| 390 | SLPX391M200C1P3 | | 0.510 | 0.383 | 1.71 | 2.51 | 25 x 25 |
| 470 | SLPX471M200A3P3 | | 0.423 | 0.317 | 1.97 | 2.90 | 22 x 30 |
| 470 | SLPX471M200C3P3 | | 0.423 | 0.317 | 1.95 | 2.87 | 25 x 30 |
| 560 | SLPX561M200A7P3 | | 0.355 | 0.266 | 2.18 | 3.20 | 22 x 40 |
| 560 | SLPX561M200C3P3 | | 0.355 | 0.266 | 2.15 | 3.16 | 25 x 30 |
| 560 | SLPX561M200E1P3 | | 0.355 | 0.266 | 2.15 | 3.16 | 30 x 25 |
| 680 | SLPX681M200A4P3 | | 0.293 | 0.220 | 2.48 | 3.65 | 22 x 45 |
| 680 | SLPX681M200C5P3 | | 0.293 | 0.220 | 2.48 | 3.65 | 25 x 35 |
| 680 | SLPX681M200E3P3 | | 0.293 | 0.220 | 2.48 | 3.65 | 30 x 30 |
| 820 | SLPX821M200A9P3 | | 0.243 | 0.182 | 2.81 | 4.13 | 22 x 50 |
| 200 Vdc (250 Vdc Surge) | | | | | | | |
| 820 | SLPX821M200C7P3 | | 0.243 | 0.182 | 2.79 | 4.10 | 25 x 40 |
| 820 | SLPX821M200E3P3 | | 0.243 | 0.182 | 2.75 | 4.04 | 30 x 30 |
| 1000 | SLPX102M200C4P3 | | 0.199 | 0.149 | 3.28 | 4.82 | 25 x 45 |
| 1000 | SLPX102M200E5P3 | | 0.199 | 0.149 | 3.15 | 4.63 | 30 x 35 |
| 1000 | SLPX102M200H3P3 | | 0.199 | 0.149 | 3.25 | 4.78 | 35 x 30 |
| 1200 | SLPX122M200C9P3 | | 0.166 | 0.125 | 3.61 | 5.31 | 25 x 50 |
| 1200 | SLPX122M200E7P3 | | 0.166 | 0.125 | 3.61 | 5.31 | 30 x 40 |
| 1200 | SLPX122M200E4P3 | | 0.166 | 0.125 | 3.80 | 5.59 | 30 x 45 |
| 1200 | SLPX122M200H5P3 | | 0.166 | 0.125 | 3.57 | 5.25 | 35 x 35 |
| 1500 | SLPX152M200E4P3 | | 0.133 | 0.100 | 4.13 | 6.07 | 30 x 45 |
| 1500 | SLPX152M200H5P3 | | 0.133 | 0.100 | 3.85 | 5.66 | 35 x 35 |
| 1500 | SLPX152M200H7P3 | | 0.133 | 0.100 | 4.06 | 5.97 | 35 x 40 |
| 1500 | SLPX152M200H4P3 | | 0.133 | 0.100 | 4.26 | 6.26 | 35 x 45 |
| 1800 | SLPX182M200H4P3 | | 0.111 | 0.083 | 4.59 | 6.75 | 35 x 45 |
| 2200 | SLPX222M200H9P3 | | 0.090 | 0.068 | 5.25 | 7.72 | 35 x 50 |
| 220 Vdc (270 Vdc Surge) | | | | | | | |
| 220 | SLPX221M220A1P3 | | 0.905 | 0.679 | 1.30 | 1.91 | 22 x 25 |
| 270 | SLPX271M220A1P3 | | 0.737 | 0.553 | 1.42 | 2.09 | 22 x 25 |
| 330 | SLPX331M220A3P3 | | 0.603 | 0.452 | 1.59 | 2.34 | 22 x 30 |
| 330 | SLPX331M220C1P3 | | 0.603 | 0.452 | 1.59 | 2.34 | 25 x 25 |
| 390 | SLPX391M220A5P3 | | 0.510 | 0.383 | 1.80 | 2.65 | 22 x 35 |
| 390 | SLPX391M220C1P3 | | 0.510 | 0.383 | 1.75 | 2.57 | 25 x 25 |
| 470 | SLPX471M220A5P3 | | 0.423 | 0.317 | 2.06 | 3.03 | 22 x 35 |
| 470 | SLPX471M220C3P3 | | 0.423 | 0.317 | 2.08 | 3.06 | 25 x 30 |
| 470 | SLPX471M220E1P3 | | 0.423 | 0.317 | 2.16 | 3.18 | 30 x 25 |
| 560 | SLPX561M220A7P3 | | 0.355 | 0.266 | 2.22 | 3.26 | 22 x 40 |
| 560 | SLPX561M220C5P3 | | 0.355 | 0.266 | 2.38 | 3.50 | 25 x 35 |
| 560 | SLPX561M220E1P3 | | 0.355 | 0.266 | 2.18 | 3.20 | 30 x 25 |
| 680 | SLPX681M220A4P3 | | 0.293 | 0.220 | 2.62 | 3.85 | 22 x 45 |
| 680 | SLPX681M220C7P3 | | 0.293 | 0.220 | 2.56 | 3.76 | 25 x 40 |
| 680 | SLPX681M220E3P3 | | 0.293 | 0.220 | 2.52 | 3.70 | 30 x 30 |
| 820 | SLPX821M220C4P3 | | 0.243 | 0.182 | 2.91 | 4.28 | 25 x 45 |
| 820 | SLPX821M220E5P3 | | 0.243 | 0.182 | 2.84 | 4.17 | 30 x 35 |
| 820 | SLPX821M220H3P3 | | 0.243 | 0.182 | 2.79 | 4.10 | 35 x 35 |
| 1000 | SLPX102M220C9P3 | | 0.199 | 0.149 | 3.53 | 5.19 | 25 x 50 |
| 1000 | SLPX102M220E7P3 | | 0.199 | 0.149 | 3.36 | 4.94 | 30 x 40 |
| 1000 | SLPX102M220H3P3 | | 0.199 | 0.149 | 3.29 | 4.84 | 35 x 30 |
| 1200 | SLPX122M220E7P3 | | 0.166 | 0.125 | 3.54 | 5.20 | 30 x 40 |
| 1200 | SLPX122M220E4P3 | | 0.166 | 0.125 | 3.72 | 5.47 | 30 x 45 |
| 1200 | SLPX122M220H5P3 | | 0.166 | 0.125 | 3.68 | 5.41 | 35 x 35 |
| 1500 | SLPX152M220H7P3 | | 0.133 | 0.100 | 4.10 | 5.13 | 35 x 40 |
| 1800 | SLPX182M220H4P3 | | 0.111 | 0.083 | 4.52 | 5.65 | 35 x 45 |
| 250 Vdc (300 Vdc Surge) | | | | | | | |
| 220 | SLPX221M250A1P3 | | 0.905 | 0.679 | 1.24 | 1.82 | 22 x 25 |
| 270 | SLPX271M250A3P3 | | 0.737 | 0.553 | 1.50 | 2.21 | 22 x 30 |

Type SLPX 85 °C Snap-In Aluminum Electrolytic

Best Value 85 °C Snap-In Type

| Cap (µF) | 3000 h @ 85 °C | | Max 25 °C ESR | | Max 85 °C Ripple | | Nominal Size (DxL) (mm) | Cap (µF) | 3000 h @ 85 °C | | Max 25 °C ESR | | Max 85 °C Ripple | | Nominal Size (DxL) (mm) |
|--------------------------------|------------------------|-------|---------------|--------------|-------------------------------|------------------------------|--------------------------------|--------------------------------|------------------------|-------|---------------|--------------|-------------------------------|------------------------------|-------------------------------|
| | Catalog Part Number | | (Ω) 120 Hz | (Ω) 20kHz | (A _{rms}) 120 Hz | (A _{rms}) 20kHz | | | Catalog Part Number | | (Ω) 120 Hz | (Ω) 20kHz | (A _{rms}) 120 Hz | (A _{rms}) 20kHz | |
| 250 Vdc (300 Vdc Surge) | | | | | | | | 315 Vdc (365 Vdc Surge) | | | | | | | |
| 330 | SLPX331M250A3P3 | 0.603 | 0.452 | 1.66 | 2.44 | 22 x 30 | 1000 | SLPX102M315H9P3 | 0.199 | 0.149 | 3.57 | 4.46 | 35 x 50 | | |
| 330 | SLPX331M250C1P3 | 0.603 | 0.452 | 1.61 | 2.37 | 25 x 25 | 350 Vdc (400 Vdc Surge) | | | | | | | | |
| 390 | SLPX391M250A5P3 | 0.510 | 0.383 | 1.88 | 2.76 | 22 x 35 | 120 | SLPX121M350A1P3 | 1.659 | 1.244 | 1.04 | 1.53 | 22 x 25 | | |
| 390 | SLPX391M250C3P3 | 0.510 | 0.383 | 1.88 | 2.76 | 25 x 30 | 150 | SLPX151M350A3P3 | 1.327 | 0.995 | 1.20 | 1.76 | 22 x 30 | | |
| 470 | SLPX471M250A7P3 | 0.423 | 0.317 | 2.15 | 3.16 | 22 x 40 | 150 | SLPX151M350C1P3 | 1.327 | 0.995 | 1.22 | 1.79 | 25 x 25 | | |
| 470 | SLPX471M250C5P3 | 0.423 | 0.317 | 2.15 | 3.16 | 25 x 35 | 180 | SLPX181M350A3P3 | 1.106 | 0.830 | 1.34 | 1.97 | 22 x 30 | | |
| 470 | SLPX471M250E1P3 | 0.423 | 0.317 | 2.04 | 3.00 | 30 x 25 | 180 | SLPX181M350C1P3 | 1.106 | 0.830 | 1.37 | 2.01 | 25 x 25 | | |
| 560 | SLPX561M250A4P3 | 0.355 | 0.266 | 2.48 | 3.65 | 22 x 45 | 220 | SLPX221M350A5P3 | 0.905 | 0.679 | 1.47 | 2.16 | 22 x 35 | | |
| 560 | SLPX561M250C5P3 | 0.355 | 0.266 | 2.35 | 3.45 | 25 x 35 | 220 | SLPX221M350C3P3 | 0.905 | 0.679 | 1.53 | 2.25 | 25 x 30 | | |
| 560 | SLPX561M250E3P3 | 0.355 | 0.266 | 2.35 | 3.45 | 30 x 30 | 220 | SLPX221M350E1P3 | 0.905 | 0.679 | 1.54 | 2.26 | 30 x 25 | | |
| 680 | SLPX681M250C7P3 | 0.293 | 0.220 | 2.67 | 3.92 | 25 x 40 | 270 | SLPX271M350A7P3 | 0.737 | 0.553 | 1.70 | 2.50 | 22 x 40 | | |
| 680 | SLPX681M250E5P3 | 0.293 | 0.220 | 2.71 | 3.98 | 30 x 35 | 270 | SLPX271M350C5P3 | 0.737 | 0.553 | 1.73 | 2.54 | 25 x 35 | | |
| 820 | SLPX821M250C9P3 | 0.243 | 0.182 | 3.01 | 4.42 | 25 x 50 | 270 | SLPX271M350E1P3 | 0.737 | 0.553 | 1.80 | 2.65 | 30 x 25 | | |
| 820 | SLPX681M250E5P3 | 0.243 | 0.182 | 2.98 | 4.38 | 30 x 35 | 330 | SLPX331M350A4P3 | 0.603 | 0.452 | 1.87 | 2.75 | 22 x 45 | | |
| 820 | SLPX821M250H3P3 | 0.243 | 0.182 | 2.96 | 4.35 | 35 x 30 | 330 | SLPX331M350C7P3 | 0.603 | 0.452 | 2.03 | 2.98 | 30 x 30 | | |
| 1000 | SLPX102M250E5P3 | 0.199 | 0.149 | 3.20 | 4.70 | 30 x 35 | 390 | SLPX391M350C7P3 | 0.510 | 0.383 | 2.14 | 3.15 | 25 x 40 | | |
| 1000 | SLPX102M250E4P3 | 0.199 | 0.149 | 3.56 | 5.23 | 30 x 45 | 390 | SLPX391M350E5P3 | 0.510 | 0.383 | 2.23 | 3.28 | 30 x 35 | | |
| 1000 | SLPX102M250E9P3 | 0.199 | 0.149 | 3.73 | 5.48 | 30 x 50 | 390 | SLPX391M350H3P3 | 0.510 | 0.383 | 2.30 | 3.38 | 35 x 30 | | |
| 1000 | SLPX102M250H5P3 | 0.199 | 0.149 | 3.48 | 5.12 | 35 x 35 | 470 | SLPX471M350E5P3 | 0.423 | 0.317 | 2.53 | 3.72 | 30 x 35 | | |
| 1200 | SLPX122M250E9P3 | 0.166 | 0.125 | 3.99 | 5.87 | 30 x 50 | 470 | SLPX471M350H3P3 | 0.423 | 0.317 | 2.55 | 3.75 | 35 x 30 | | |
| 1200 | SLPX122M250H7P3 | 0.166 | 0.125 | 3.84 | 5.64 | 35 x 40 | 560 | SLPX561M350E7P3 | 0.355 | 0.266 | 2.73 | 4.01 | 30 x 40 | | |
| 1500 | SLPX152M250H4P3 | 0.133 | 0.100 | 4.33 | 6.37 | 35 x 45 | 560 | SLPX561M350H5P3 | 0.355 | 0.266 | 2.75 | 4.04 | 35 x 35 | | |
| 1800 | SLPX182M250H9P3 | 0.111 | 0.083 | 4.54 | 6.67 | 35 x 50 | 680 | SLPX681M350H7P3 | 0.293 | 0.220 | 3.15 | 4.63 | 35 x 40 | | |
| 315 Vdc (365 Vdc Surge) | | | | | | | | 385 Vdc (435 Vdc Surge) | | | | | | | |
| 180 | SLPX181M315A3P3 | 1.106 | 0.830 | 1.29 | 1.90 | 22 x 30 | 82 | SLPX820M385A1P3 | 2.427 | 1.820 | 0.76 | 1.12 | 22 x 25 | | |
| 180 | SLPX181M315C1P3 | 1.106 | 0.830 | 1.38 | 2.03 | 25 x 25 | 100 | SLPX101M385A3P3 | 1.990 | 1.493 | 0.89 | 1.31 | 22 x 30 | | |
| 220 | SLPX221M315A5P3 | 0.905 | 0.679 | 1.41 | 2.07 | 22 x 35 | 120 | SLPX121M385A3P3 | 1.659 | 1.244 | 0.98 | 1.44 | 22 x 30 | | |
| 220 | SLPX221M315C3P3 | 0.905 | 0.679 | 1.47 | 2.16 | 25 x 30 | 120 | SLPX121M385C1P3 | 1.659 | 1.244 | 1.02 | 1.50 | 25 x 25 | | |
| 270 | SLPX271M315A7P3 | 0.737 | 0.553 | 1.70 | 2.50 | 22 x 40 | 150 | SLPX151M385A5P3 | 1.327 | 0.995 | 1.12 | 1.65 | 22 x 35 | | |
| 270 | SLPX271M315C3P3 | 0.737 | 0.553 | 1.70 | 2.50 | 25 x 30 | 150 | SLPX151M385C3P3 | 1.327 | 0.995 | 1.14 | 1.68 | 25 x 30 | | |
| 330 | SLPX331M315A4P3 | 0.603 | 0.452 | 1.91 | 2.81 | 22 x 45 | 180 | SLPX181M385A7P3 | 1.106 | 0.830 | 1.27 | 1.87 | 22 x 40 | | |
| 330 | SLPX331M315C5P3 | 0.603 | 0.452 | 1.94 | 2.85 | 25 x 35 | 180 | SLPX181M385C5P3 | 1.106 | 0.830 | 1.30 | 1.91 | 25 x 35 | | |
| 330 | SLPX331M315E3P3 | 0.603 | 0.452 | 1.98 | 2.91 | 30 x 30 | 180 | SLPX181M385E1P3 | 1.106 | 0.830 | 1.37 | 2.01 | 30 x 25 | | |
| 390 | SLPX391M315A9P3 | 0.510 | 0.383 | 2.07 | 3.04 | 22 x 50 | 220 | SLPX221M385A4P3 | 0.905 | 0.679 | 1.42 | 2.09 | 22 x 45 | | |
| 390 | SLPX391M315C7P3 | 0.510 | 0.383 | 2.11 | 3.10 | 25 x 40 | 220 | SLPX221M385C5P3 | 0.905 | 0.679 | 1.48 | 2.18 | 25 x 35 | | |
| 390 | SLPX391M315E3P3 | 0.510 | 0.383 | 2.15 | 3.16 | 30 x 30 | 220 | SLPX221M385E3P3 | 0.905 | 0.679 | 1.49 | 2.19 | 30 x 30 | | |
| 470 | SLPX471M315C4P3 | 0.423 | 0.317 | 2.39 | 3.51 | 25 x 45 | 270 | SLPX271M385C7P3 | 0.737 | 0.553 | 1.61 | 2.37 | 25 x 40 | | |
| 470 | SLPX471M315E5P3 | 0.423 | 0.317 | 2.38 | 3.50 | 30 x 35 | 270 | SLPX271M385E5P3 | 0.737 | 0.553 | 1.64 | 2.41 | 30 x 35 | | |
| 470 | SLPX471M315H3P3 | 0.423 | 0.317 | 2.36 | 3.47 | 35 x 30 | 330 | SLPX331M385C9P3 | 0.603 | 0.452 | 1.80 | 2.65 | 25 x 50 | | |
| 560 | SLPX561M315E7P3 | 0.355 | 0.266 | 2.63 | 3.87 | 30 x 40 | 330 | SLPX331M385E7P3 | 0.603 | 0.452 | 1.85 | 2.72 | 30 x 40 | | |
| 560 | SLPX561M315H5P3 | 0.355 | 0.266 | 2.69 | 3.95 | 35 x 35 | 330 | SLPX331M385H3P3 | 0.603 | 0.452 | 1.87 | 2.75 | 35 x 30 | | |
| 680 | SLPX681M315E4P3 | 0.293 | 0.220 | 2.80 | 4.12 | 30 x 45 | 390 | SLPX391M385E7P3 | 0.510 | 0.383 | 2.05 | 3.01 | 30 x 40 | | |
| 680 | SLPX681M315H7P3 | 0.293 | 0.220 | 3.05 | 4.48 | 35 x 40 | | | | | | | | | |
| 820 | SLPX821M315E9P3 | 0.243 | 0.182 | 3.28 | 4.82 | 30 x 50 | | | | | | | | | |
| 820 | SLPX821M315H4P3 | 0.243 | 0.182 | 3.45 | 5.07 | 35 x 45 | | | | | | | | | |

Type SLPX 85 °C Snap-In Aluminum Electrolytic

Best Value 85 °C Snap-In Type

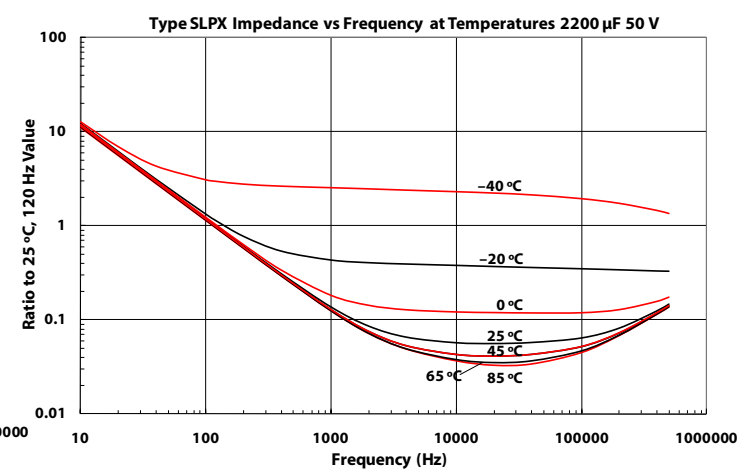
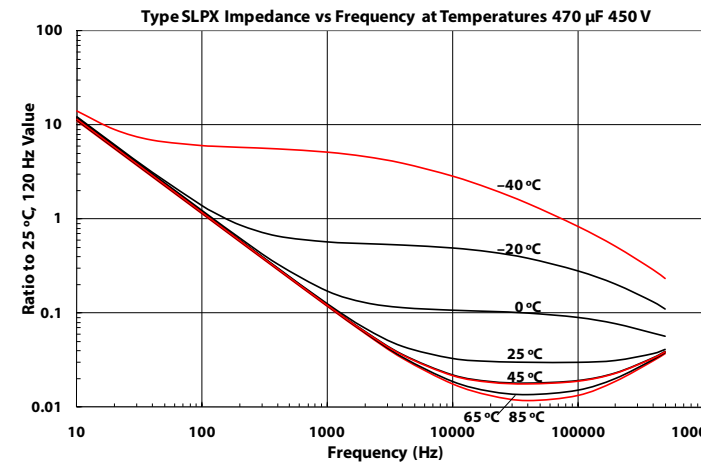
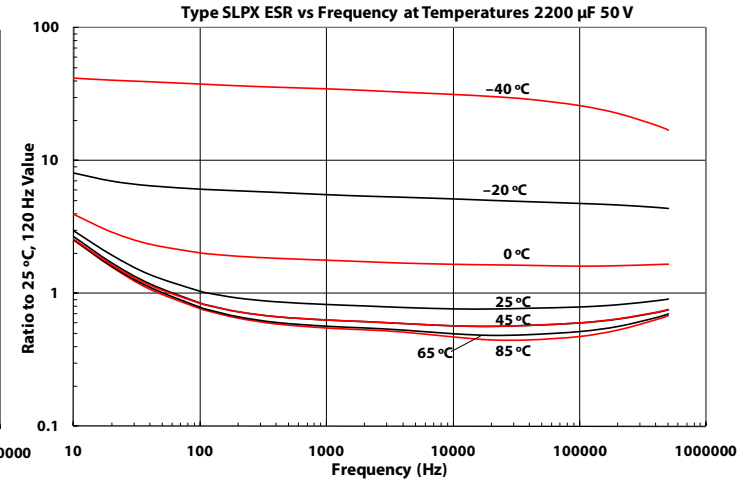
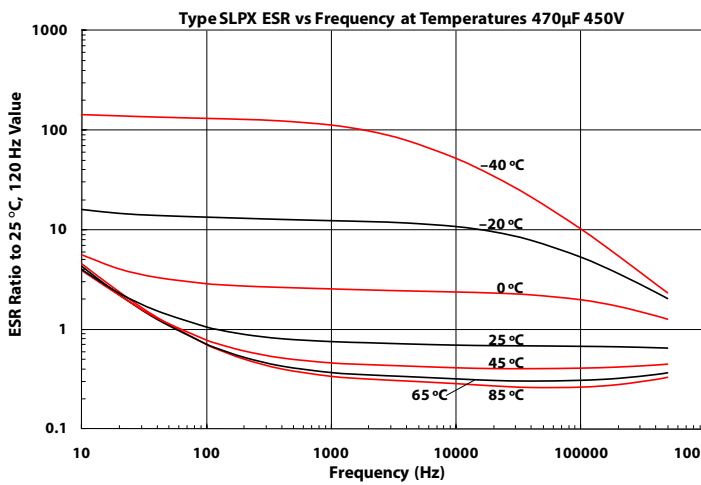
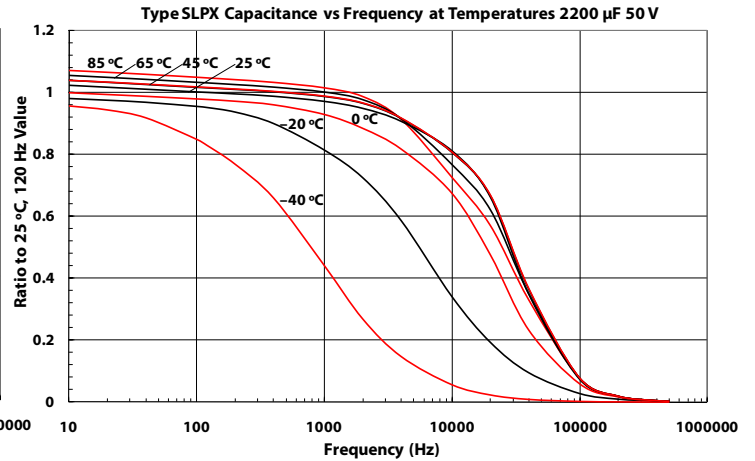
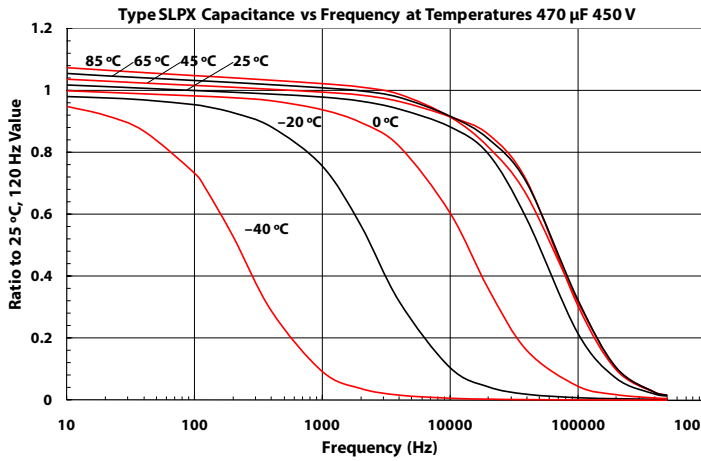
| Cap µF | Catalog Part Number 3000 h @ 85 °C | Max ESR Ω @ 25°C | | Max Ripple (A _{rms}) max @ 85°C | | Nominal Size (DxL) (mm) |
|--------------------------------|--|---------------------|-------|--|-------|-------------------------------|
| | | 120 Hz | 20kHz | 120 Hz | 20kHz | |
| 385 Vdc (435 Vdc Surge) | | | | | | |
| 390 | SLPX391M385H5P3 | 0.510 | 0.383 | 2.07 | 3.04 | 35 x 35 |
| 470 | SLPX471M385E9P3 | 0.423 | 0.317 | 2.26 | 3.32 | 30 x 50 |
| 470 | SLPX471M385H7P3 | 0.423 | 0.317 | 2.26 | 3.32 | 35 x 40 |
| 560 | SLPX561M385H4P3 | 0.355 | 0.266 | 2.59 | 3.81 | 35 x 45 |
| 680 | SLPX681M385H9P3 | 0.293 | 0.220 | 2.80 | 4.12 | 35 x 50 |
| 400 Vdc (450 Vdc Surge) | | | | | | |
| 82 | SLPX820M400A1P3 | 2.427 | 1.820 | 0.84 | 1.23 | 22 x 25 |
| 100 | SLPX101M400A3P3 | 1.990 | 1.493 | 0.99 | 1.46 | 22 x 30 |
| 120 | SLPX121M400C1P3 | 1.659 | 1.244 | 1.13 | 1.66 | 25 x 25 |
| 120 | SLPX121M400A3P3 | 1.659 | 1.244 | 1.09 | 1.60 | 22 x 30 |
| 150 | SLPX151M400A5P3 | 1.327 | 0.995 | 1.24 | 1.82 | 22 x 35 |
| 150 | SLPX151M400C3P3 | 1.327 | 0.995 | 1.27 | 1.87 | 25 x 30 |
| 180 | SLPX181M400A7P3 | 1.106 | 0.830 | 1.41 | 2.07 | 22 x 40 |
| 180 | SLPX181M400C3P3 | 1.106 | 0.830 | 1.44 | 2.12 | 25 x 30 |
| 180 | SLPX181M400E1P3 | 1.106 | 0.830 | 1.52 | 2.23 | 30 x 25 |
| 220 | SLPX221M400A4P3 | 0.905 | 0.679 | 1.58 | 2.32 | 22 x 45 |
| 220 | SLPX221M400C3P3 | 0.900 | 0.675 | 1.54 | 2.26 | 25 x 30 |
| 220 | SLPX221M400C5P3 | 0.905 | 0.679 | 1.64 | 2.41 | 25 x 35 |
| 220 | SLPX221M400E3P3 | 0.905 | 0.679 | 1.66 | 2.44 | 30 x 30 |
| 270 | SLPX271M400C7P3 | 0.737 | 0.553 | 1.79 | 2.63 | 25 x 40 |
| 270 | SLPX271M400E3P3 | 0.737 | 0.553 | 1.82 | 2.68 | 30 x 30 |
| 330 | SLPX331M400E3P3 | 0.737 | 0.553 | 1.82 | 2.68 | 30 x 30 |
| 330 | SLPX331M400E3P3 | 0.603 | 0.452 | 2.05 | 3.01 | 30 x 30 |
| 330 | SLPX331M400H3P3 | 0.603 | 0.452 | 2.05 | 3.01 | 35 x 30 |
| 330 | SLPX331M400C4P3 | 0.603 | 0.452 | 2.00 | 2.94 | 25 x 45 |
| 390 | SLPX391M400E7P3 | 0.510 | 0.383 | 2.26 | 3.32 | 30 x 40 |
| 390 | SLPX391M400H5P3 | 0.510 | 0.383 | 2.28 | 3.35 | 35 x 35 |
| 470 | SLPX471M400E4P3 | 0.423 | 0.317 | 2.51 | 3.69 | 30 x 45 |
| 470 | SLPX471M400H7P3 | 0.423 | 0.317 | 2.54 | 3.73 | 35 x 40 |
| 560 | SLPX561M400H9P3 | 0.355 | 0.266 | 3.13 | 4.60 | 35 x 50 |
| 560 | SLPX561M400H7P3 | 0.355 | 0.266 | 2.85 | 4.19 | 35 x 40 |
| 680 | SLPX681M400H9P3 | 0.293 | 0.220 | 3.10 | 3.88 | 35 x 50 |
| 820 | SLPX821M400H9P3 | 0.240 | 0.180 | 3.40 | 4.25 | 35 x 50 |
| 420 Vdc (470 Vdc Surge) | | | | | | |
| 82 | SLPX820M420A1P3 | 2.427 | 1.820 | 0.85 | 1.25 | 22 x 25 |
| 100 | SLPX101M420A3P3 | 1.990 | 1.493 | 0.97 | 1.43 | 22 x 30 |
| 100 | SLPX101M420C1P3 | 1.990 | 1.493 | 0.98 | 1.44 | 25 x 25 |
| 120 | SLPX121M420A3P3 | 1.659 | 1.244 | 1.07 | 1.57 | 22 x 30 |
| 120 | SLPX121M420C1P3 | 1.659 | 1.244 | 1.08 | 1.59 | 25 x 25 |
| 150 | SLPX151M420A5P3 | 1.327 | 0.995 | 1.21 | 1.78 | 22 x 35 |
| 150 | SLPX151M420C3P3 | 1.327 | 0.995 | 1.26 | 1.85 | 25 x 30 |
| 150 | SLPX151M420E1P3 | 1.327 | 0.995 | 1.30 | 1.91 | 30 x 25 |
| 180 | SLPX181M420A7P3 | 1.106 | 0.830 | 1.33 | 1.96 | 22 x 40 |

| Cap µF | Catalog Part Number 3000 h @ 85 °C | Max ESR Ω @ 25°C | | Max Ripple (A _{rms}) max @ 85°C | | Nominal Size (DxL) (mm) |
|--------------------------------|--|---------------------|-------|--|-------|-------------------------------|
| | | 120 Hz | 20kHz | 120 Hz | 20kHz | |
| 420 Vdc (470 Vdc Surge) | | | | | | |
| 180 | SLPX181M420C5P3 | 1.106 | 0.830 | 1.42 | 2.09 | 25 x 35 |
| 180 | SLPX181M420E1P3 | 1.106 | 0.830 | 1.48 | 2.18 | 30 x 25 |
| 220 | SLPX221M420A4P3 | 0.905 | 0.679 | 1.55 | 2.28 | 22 x 45 |
| 220 | SLPX221M420C5P3 | 0.905 | 0.679 | 1.58 | 2.32 | 25 x 35 |
| 220 | SLPX221M420E3P3 | 0.905 | 0.679 | 1.65 | 2.43 | 30 x 30 |
| 270 | SLPX271M420C7P3 | 0.737 | 0.553 | 1.74 | 2.56 | 25 x 40 |
| 270 | SLPX271M420E5P3 | 0.737 | 0.553 | 1.90 | 2.79 | 30 x 35 |
| 270 | SLPX271M420H3P3 | 0.737 | 0.553 | 1.94 | 2.85 | 35 x 30 |
| 330 | SLPX331M420C9P3 | 0.603 | 0.452 | 2.20 | 3.23 | 25 x 50 |
| 330 | SLPX331M420E5P3 | 0.603 | 0.452 | 1.98 | 2.91 | 30 x 35 |
| 330 | SLPX331M420H5P3 | 0.603 | 0.452 | 2.17 | 3.19 | 35 x 35 |
| 390 | SLPX391M420E7P3 | 0.510 | 0.383 | 2.22 | 3.26 | 30 x 40 |
| 390 | SLPX391M420H5P3 | 0.510 | 0.383 | 2.27 | 3.34 | 35 x 35 |
| 470 | SLPX471M420E4P3 | 0.423 | 0.317 | 2.50 | 3.68 | 30 x 45 |
| 470 | SLPX471M420H7P3 | 0.423 | 0.317 | 2.61 | 3.84 | 35 x 40 |
| 560 | SLPX561M420H4P3 | 0.355 | 0.266 | 2.95 | 4.34 | 35 x 45 |
| 450 Vdc (500 Vdc Surge) | | | | | | |
| 68 | SLPX680M450A1P3 | 3.903 | 2.927 | 0.71 | 1.04 | 22 x 25 |
| 82 | SLPX820M450A1P3 | 3.236 | 2.427 | 0.86 | 1.26 | 22 x 25 |
| 100 | SLPX101M450C1P3 | 2.654 | 1.991 | 0.97 | 1.43 | 25 x 25 |
| 120 | SLPX121M450A3P3 | 2.212 | 1.659 | 1.00 | 1.47 | 22 x 30 |
| 120 | SLPX121M450C3P3 | 2.212 | 1.659 | 1.09 | 1.60 | 25 x 30 |
| 120 | SLPX121M450A3P3 | 2.212 | 1.659 | 1.00 | 1.47 | 22 x 30 |
| 120 | SLPX121M450E1P3 | 2.212 | 1.659 | 1.12 | 1.65 | 30 x 25 |
| 150 | SLPX151M450A7P3 | 1.769 | 1.327 | 1.18 | 1.73 | 22 x 40 |
| 150 | SLPX151M450C3P3 | 1.769 | 1.327 | 1.25 | 1.84 | 25 x 30 |
| 150 | SLPX151M450E1P3 | 1.769 | 1.327 | 1.29 | 1.90 | 30 x 25 |
| 180 | SLPX181M450E1P3 | 1.470 | 1.103 | 1.35 | 1.98 | 30 x 25 |
| 180 | SLPX181M450A4P3 | 1.474 | 1.106 | 1.32 | 1.94 | 22 x 45 |
| 180 | SLPX181M450C5P3 | 1.474 | 1.106 | 1.40 | 2.06 | 25 x 35 |
| 180 | SLPX181M450A1P3 | 1.474 | 1.106 | 1.45 | 2.13 | 30 x 25 |
| 220 | SLPX221M450C7P3 | 1.206 | 0.905 | 1.59 | 2.34 | 25 x 40 |
| 220 | SLPX221M450E3P3 | 1.206 | 0.905 | 1.64 | 2.41 | 30 x 30 |
| 220 | SLPX221M450H3P3 | 1.206 | 0.905 | 1.66 | 2.44 | 35 x 30 |
| 270 | SLPX271M450C4P3 | 0.983 | 0.737 | 1.73 | 2.54 | 25 x 45 |
| 270 | SLPX271M450E3P3 | 0.983 | 0.737 | 1.78 | 2.62 | 30 x 30 |
| 270 | SLPX271M450E5P3 | 0.983 | 0.737 | 1.89 | 2.78 | 30 x 35 |
| 270 | SLPX271M450H3P3 | 0.983 | 0.737 | 1.90 | 2.79 | 35 x 30 |
| 330 | SLPX331M450H5P3 | 0.804 | 0.603 | 2.15 | 3.16 | 35 x 35 |
| 330 | SLPX331M450E7P3 | 0.804 | 0.603 | 2.12 | 3.12 | 30 x 40 |
| 390 | SLPX391M450E4P3 | 0.680 | 0.510 | 2.35 | 3.45 | 30 x 45 |
| 390 | SLPX391M450H7P3 | 0.680 | 0.510 | 2.38 | 3.50 | 35 x 40 |
| 470 | SLPX471M450H9P3 | 0.565 | 0.424 | 2.80 | 4.12 | 35 x 50 |
| 470 | SLPX471M450H4P3 | 0.565 | 0.424 | 2.68 | 3.94 | 35 x 45 |

Type SLPX 85 °C Snap-In Aluminum Electrolytic

Best Value 85 °C Snap-In Type

Typical Performance Curves



Notice and Disclaimer: All product drawings, descriptions, specifications, statements, information and data (collectively, the "Information") in this datasheet or other publication are subject to change. The customer is responsible for checking, confirming and verifying the extent to which the Information contained in this datasheet or other publication is applicable to an order at the time the order is placed. All Information given herein is believed to be accurate and reliable, but it is presented without any guarantee, warranty, representation or responsibility of any kind, expressed or implied. Statements of suitability for certain applications are based on the knowledge that the Cornell Dubilier company providing such statements ("Cornell Dubilier") has of operating conditions that such Cornell Dubilier company regards as typical for such applications, but are not intended to constitute any guarantee, warranty or representation regarding any such matter – and Cornell Dubilier specifically and expressly disclaims any guarantee, warranty or representation concerning the suitability for a specific customer application, use, storage, transportation, or operating environment. The Information is intended for use only by customers who have the requisite experience and capability to determine the correct products for their application. Any technical advice inferred from this Information or otherwise provided by Cornell Dubilier with reference to the use of any Cornell Dubilier products is given gratis (unless otherwise specified by Cornell Dubilier), and Cornell Dubilier assumes no obligation or liability for the advice given or results obtained. Although Cornell Dubilier strives to apply the most stringent quality and safety standards regarding the design and manufacturing of its products, in light of the current state of the art, isolated component failures may still occur. Accordingly, customer applications which require a high degree of reliability or safety should employ suitable designs or other safeguards (such as installation of protective circuitry or redundancies or other appropriate protective measures) in order to ensure that the failure of an electrical component does not result in a risk of personal injury or property damage. Although all product-related warnings, cautions and notes must be observed, the customer should not assume that all safety measures are indicated in such warnings, cautions and notes, or that other safety measures may not be required.