


# Cree® 5mm Round LED

## C513A-WSS/WSN

## C513A-MSS/MSN



### PRODUCT DESCRIPTION

Round LEDs offer superior light output for excellent readability in sunlight and dependable performance. They provide extremely stable light output over long periods of time.

These lamps are made with an advanced optical grade epoxy offering superior high temperature and high moisture resistance performance in lighting and illumination applications.

### FEATURES

- Size (mm): 5
- Color Temperatures:  
Cool White :  
Min . (4600K) / Typical (9000K)  
Warm White :  
Min . (2500K) / Typical (2800K)
- Luminous Intensity (mcd)  
C513A-WSS/WSN:  
(2130-12000)  
C513A-MSS/MSN:  
(2130-8200)
- CRI:  
Typical CRI for Cool White is 75  
Typical CRI for Warm White is 80
- Viewing angle:  
C513A-WSS/WSN: 55 degree  
C513A-MSS/MSN: 55 degree
- Lead-Free
- RoHS Compliant

### APPLICATIONS

- Torch
- Light Strip
- Channel Letter
- Retail Display Lighting

### ABSOLUTE MAXIMUM RATINGS ( $T_A = 25^\circ\text{C}$ )

Items	Symbol	Absolute Maximum Rating	Unit
		Cool/Warm	
Forward Current	$I_F$	30	mA
Peak Forward Current <sup>Note</sup>	$I_{FP}$	100	mA
Reverse Voltage	$V_R$	5	V
Power Dissipation	$P_D$	120	mW
Operation Temperature	$T_{opr}$	-40 ~ +95	$^\circ\text{C}$
Storage Temperature	$T_{stg}$	-40 ~ +100	$^\circ\text{C}$
Lead Soldering Temperature	$T_{sol}$	Max. 260 $^\circ\text{C}$ for 3 sec. max. (3 mm from the base of the epoxy bulb)	

**Note:** Pulse width  $\leq 0.1$  msec, duty  $\leq 1/10$ .

### TYPICAL ELECTRICAL & OPTICAL CHARACTERISTICS ( $T_A = 25^\circ\text{C}$ )

Characteristics	Color	Symbol	Condition	Unit	Minimum	Typical	Maximum
Forward Voltage	Cool/Warm	$V_F$	$I_F = 20$ mA	V		3.2	4.0
Reverse Current	Cool/Warm	$I_R$	$V_R = 5$ V	$\mu\text{A}$			100
Luminous Intensity	Cool	$I_V$	$I_F = 20$ mA	mcd	2130	6800	
	Warm	$I_V$	$I_F = 20$ mA	mcd	2130	4500	
Chromaticity Coordinates	Cool	x	$I_F = 20$ mA			0.2895	
		y	$I_F = 20$ mA			0.2905	
	Warm	x	$I_F = 20$ mA			0.4527	
		y	$I_F = 20$ mA			0.4255	
50% Power Angle	Cool/Warm	$2\theta_{1/2}$	$I_F = 20$ mA	deg		55	

### INTENSITY BIN LIMIT ( $I_f = 20 \text{ mA}$ )

#### Cool White(C513A-WSS/WSN)

Bin Code	Min.(mcd)	Max.(mcd)
V0	2130	3000
W0	3000	4180
X0	4180	5860
Y0	5860	8200
Z0	8200	12000

#### Warm White(C513A-MSS/MSN)

Bin Code	Min.(mcd)	Max.(mcd)
V0	2130	3000
W0	3000	4180
X0	4180	5860
Y0	5860	8200

- Tolerance of measurement of luminous intensity is  $\pm 15\%$

### VF BIN LIMIT ( $I_f = 20 \text{ mA}$ )

#### Cool White(C513A-WSS/WSN)

Bin Code	Min.(V)	Max.(V)
27	2.8	3.0
28	3.0	3.2
29	3.2	3.4
2a	3.4	3.6
2b	3.6	3.8
2c	3.8	4.0

#### Warm White(C513A-MSS/MSN)

Bin Code	Min.(V)	Max.(V)
27	2.8	3.0
28	3.0	3.2
29	3.2	3.4
2a	3.4	3.6
2b	3.6	3.8
2c	3.8	4.0

- Tolerance of measurement of VF is  $\pm 0.05\text{V}$ .

## COLOR BIN LIMIT ( $I_f = 20 \text{ mA}$ )

### Cool White

Bin Code	Sub-bin	x	y
W1	Wa	0.2545	0.2480
		0.2633	0.2410
		0.2545	0.2245
		0.2450	0.2290
	Wb	0.2633	0.2410
		0.2720	0.2340
		0.2640	0.2200
		0.2545	0.2245
	Wc	0.2545	0.2480
		0.2640	0.2670
		0.2720	0.2575
		0.2633	0.2410
	Wd	0.2633	0.2410
		0.2720	0.2575
		0.2800	0.2480
		0.2720	0.2340
W2	We	0.2640	0.2670
		0.2735	0.2860
		0.2808	0.2740
		0.2720	0.2575
	Wf	0.2720	0.2575
		0.2808	0.2740
		0.2880	0.2620
		0.2800	0.2480
	Wg	0.2735	0.2860
		0.2830	0.3050
		0.2895	0.2905
		0.2808	0.2740
	Wh	0.2808	0.2740
		0.2895	0.2905
		0.2960	0.2760
		0.2880	0.2620

Bin Code	Sub-bin	x	y
W3	Wj	0.2830	0.3050
		0.2950	0.3210
		0.2998	0.3028
		0.2895	0.2905
	Wk	0.2895	0.2905
		0.2998	0.3028
		0.3045	0.2865
		0.2960	0.2760
	Wm	0.2950	0.3210
		0.3070	0.3370
		0.3100	0.3150
		0.2998	0.3028
	Wn	0.2998	0.3028
		0.3100	0.3150
		0.3130	0.2970
		0.3045	0.2865
W4	Wp	0.3070	0.3370
		0.3185	0.3485
		0.3200	0.3270
		0.3100	0.3150
	Wq	0.3100	0.3150
		0.3200	0.3270
		0.3215	0.3075
		0.3130	0.2970
	Wr	0.3185	0.3485
		0.3300	0.3600
		0.3300	0.3390
		0.3200	0.3270
	Ws	0.3200	0.3270
		0.3300	0.3390
		0.3300	0.3180
		0.3215	0.3075

Bin Code	Sub-bin	x	y
W5	Wt	0.3300	0.3600
		0.3455	0.3725
		0.3443	0.3535
		0.3300	0.3390
	Wu	0.3300	0.3390
		0.3443	0.3535
		0.3430	0.3345
		0.3300	0.3180
	Wv	0.3455	0.3725
		0.3610	0.3850
		0.3585	0.3680
		0.3443	0.3535
	Ww	0.3443	0.3535
		0.3585	0.3680
		0.3560	0.3510
		0.3430	0.3345

- Tolerance of measurement of the color coordinates is  $\pm 0.01$ .

## COLOR BIN LIMIT ( $I_f = 20 \text{ mA}$ )

Warm White

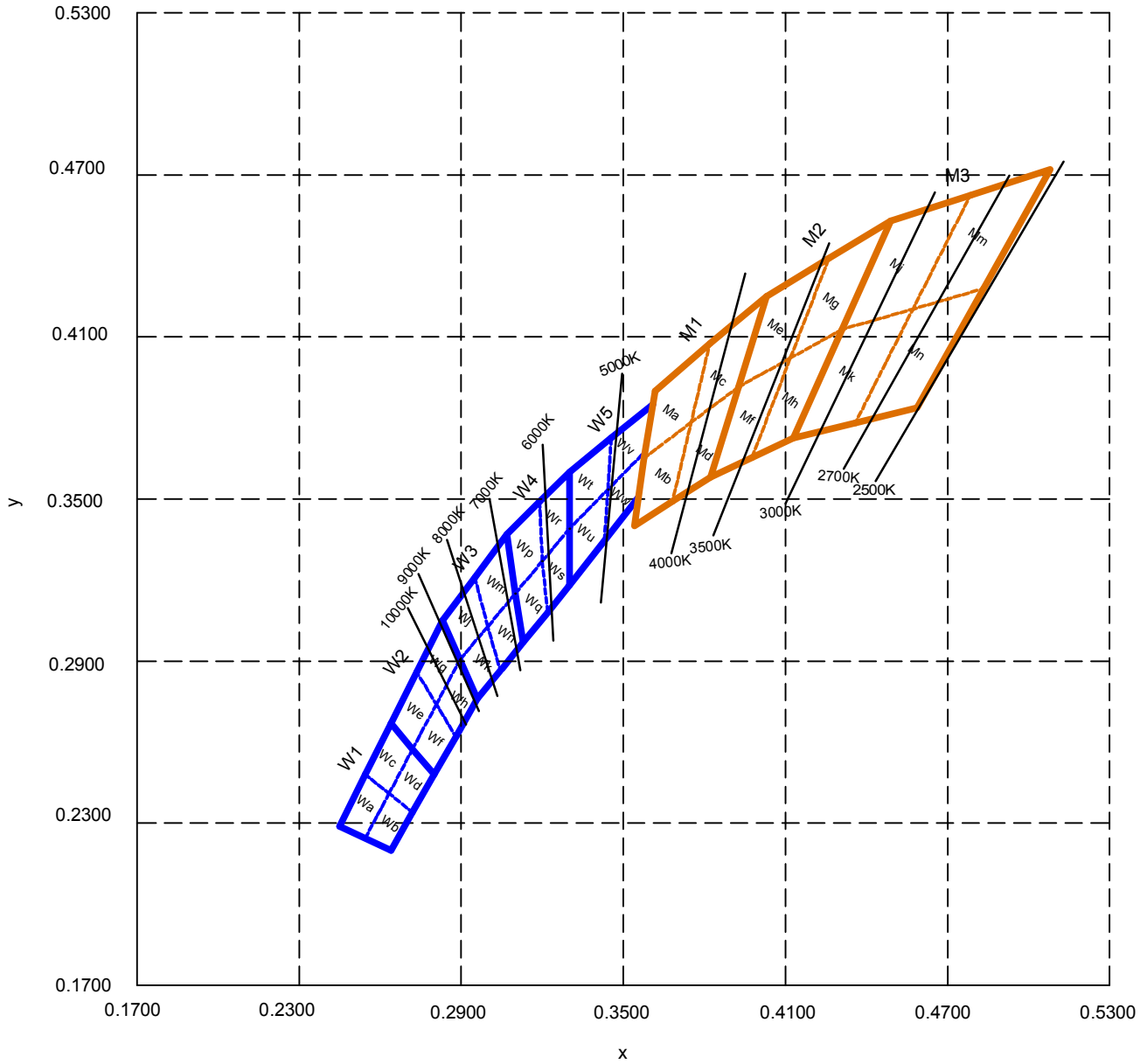
Bin Code	Sub-bin	x	y
M1	Ma	0.3610	0.3900
		0.3576	0.3651
		0.3751	0.3783
		0.3820	0.4075
	Mb	0.3576	0.3651
		0.3541	0.3401
		0.3682	0.3491
		0.3749	0.3781
	Mc	0.3820	0.4075
		0.3751	0.3783
		0.3926	0.3915
		0.4030	0.4250
	Md	0.3751	0.3783
		0.3682	0.3491
		0.3822	0.3580
		0.3926	0.3915

Bin Code	Sub-bin	x	y
M2	Me	0.4030	0.4250
		0.3926	0.3915
		0.4118	0.4021
		0.4260	0.4390
	Mf	0.3926	0.3915
		0.3822	0.3580
		0.3976	0.3653
		0.4118	0.4021
	Mg	0.4260	0.4390
		0.4118	0.4021
		0.4310	0.4128
		0.4490	0.4530
	Mh	0.4118	0.4021
		0.3976	0.3653
		0.4129	0.3725
		0.4310	0.4128

Bin Code	Sub-bin	x	y
M3	Mj	0.4490	0.4530
		0.4310	0.4128
		0.4572	0.4203
		0.4785	0.4625
	Mk	0.4310	0.4128
		0.4129	0.3726
		0.4359	0.3782
		0.4572	0.4203
	Mm	0.4785	0.4625
		0.4572	0.4203
		0.4834	0.4279
		0.5080	0.4720
	Mn	0.4572	0.4203
		0.4359	0.3782
		0.4588	0.3838
		0.4834	0.4279

- Tolerance of measurement of the color coordinates is  $\pm 0.01$ .

### CIE CHROMATICITY DIAGRAM



## ORDER CODE TABLE\*

### Cool White

Color	Kit Number	Viewing Angle	Luminous Intensity (mcd)		Color Bin Code	Package	Standoff
			Min.	Max.			
Cool White	C513A-WSS-CV0Y0151	55	2130	8200	W1,W2,W3,W4,W5	Bulk	Yes
Cool White	C513A-WSS-CW0Y0231	55	3000	8200	W2,W3	Bulk	Yes
Cool White	C513A-WSS-CW0Z0231	55	3000	12000	W2,W3	Bulk	Yes
Cool White	C513A-WSS-CV0Y0152	55	2130	8200	W1,W2,W3,W4,W5	Ammo	Yes
Cool White	C513A-WSS-CW0Y0232	55	3000	8200	W2,W3	Ammo	Yes
Cool White	C513A-WSS-CW0Z0232	55	3000	12000	W2,W3	Ammo	Yes
Cool White	C513A-WSN-CV0Y0151	55	2130	8200	W1,W2,W3,W4,W5	Bulk	No
Cool White	C513A-WSN-CW0Y0231	55	3000	8200	W2,W3	Bulk	No
Cool White	C513A-WSN-CW0Z0231	55	3000	12000	W2,W3	Bulk	No
Cool White	C513A-WSN-CV0Y0152	55	2130	8200	W1,W2,W3,W4,W5	Ammo	No
Cool White	C513A-WSN-CW0Y0232	55	3000	8200	W2,W3	Ammo	No
Cool White	C513A-WSN-CW0Z0232	55	3000	12000	W2,W3	Ammo	No

## ORDER CODE TABLE\*

### Warm White

Color	Kit Number	Viewing Angle	Luminous Intensity (mcd)		Color Bin Code	Package	Standoff
			Min.	Max.			
Warm White	C513A-MSS-CV0Y0131	55	2130	8200	M1,M2,M3	Bulk	Yes
Warm White	C513A-MSS-CV0Y0231	55	2130	8200	M2,M3	Bulk	Yes
Warm White	C513A-MSS-CW0Y0231	55	3000	8200	M2,M3	Bulk	Yes
Warm White	C513A-MSS-CV0Y0511	55	2130	8200	W5,M1	Bulk	Yes
Warm White	C513A-MSS-CW0Y0511	55	3000	8200	W5,M1	Bulk	Yes
Warm White	C513A-MSS-CV0Y0132	55	2130	8200	M1,M2,M3	Ammo	Yes
Warm White	C513A-MSS-CV0Y0232	55	2130	8200	M2,M3	Ammo	Yes
Warm White	C513A-MSS-CW0Y0232	55	3000	8200	M2,M3	Ammo	Yes
Warm White	C513A-MSS-CV0Y0512	55	2130	8200	W5,M1	Ammo	Yes
Warm White	C513A-MSS-CW0Y0512	55	3000	8200	W5,M1	Ammo	Yes
Warm White	C513A-MSN-CV0Y0131	55	2130	8200	M1,M2,M3	Bulk	No
Warm White	C513A-MSN-CV0Y0231	55	2130	8200	M2,M3	Bulk	No
Warm White	C513A-MSN-CW0Y0231	55	3000	8200	M2,M3	Bulk	No
Warm White	C513A-MSN-CV0Y0511	55	2130	8200	W5,M1	Bulk	No
Warm White	C513A-MSN-CW0Y0511	55	3000	8200	W5,M1	Bulk	No
Warm White	C513A-MSN-CV0Y0132	55	2130	8200	M1,M2,M3	Ammo	No
Warm White	C513A-MSN-CV0Y0232	55	2130	8200	M2,M3	Ammo	No
Warm White	C513A-MSN-CW0Y0232	55	3000	8200	M2,M3	Ammo	No
Warm White	C513A-MSN-CV0Y0512	55	2130	8200	W5,M1	Ammo	No
Warm White	C513A-MSN-CW0Y0512	55	3000	8200	W5,M1	Ammo	No

### Notes:

1. The above kit numbers represent order codes that include multiple intensity-bin and color-bin codes. Only one intensity-bin code and one color-bin code will be shipped on each bulk. Single intensity-bin code and single color-bin codes will not be orderable.
2. Please refer to the "Cree LED Lamp Reliability Test Standards" document for reliability test conditions.
3. Please refer to the "Cree LED Lamp Soldering & Handling" document for information about how to use this LED product safely.



GRAPHS

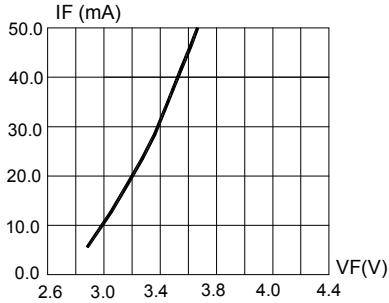


FIG.1 FORWARD CURRENT VS. FORWARD VOLTAGE.

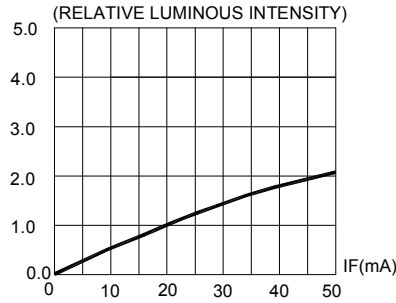


FIG.2 RELATIVE LUMINOUS INTENSITY VS. FORWARD CURRENT

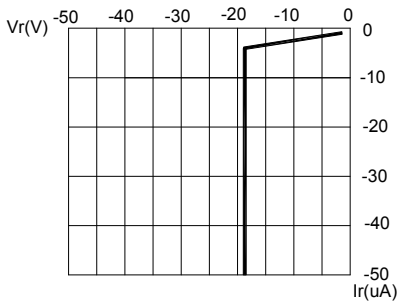


FIG.3 REVERSE CURRENT VS. REVERSE VOLTAGE.

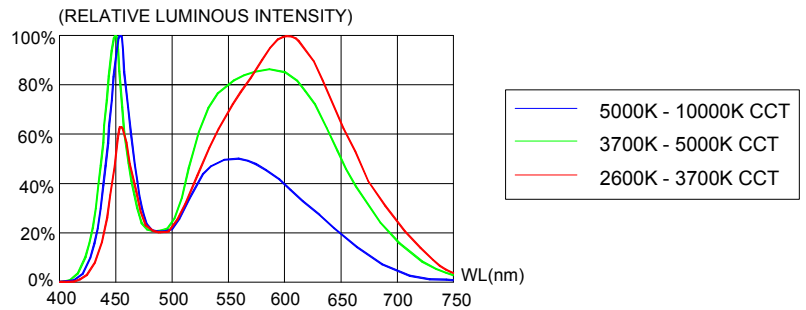


FIG.4 RELATIVE LUMINOUS INTENSITY VS. WAVELENGTH.

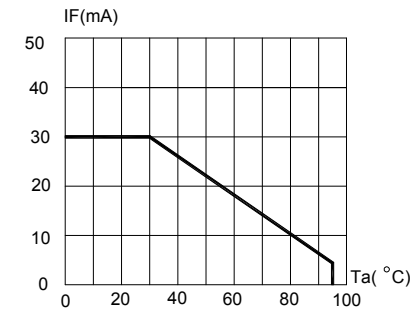


FIG.5 MAXIMUM FORWARD DC CURRENT VS AMBIENT TEMPERATURE ( $T_{jmax}=105^{\circ}C$ )

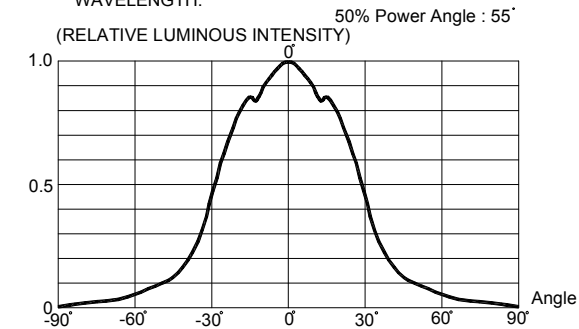


FIG.6 FAR FIELD PATTERN

The above data are collected from statistical figures that do not necessarily correspond to the actual parameters of each single LED. Hence, these data will be changed without further notice.

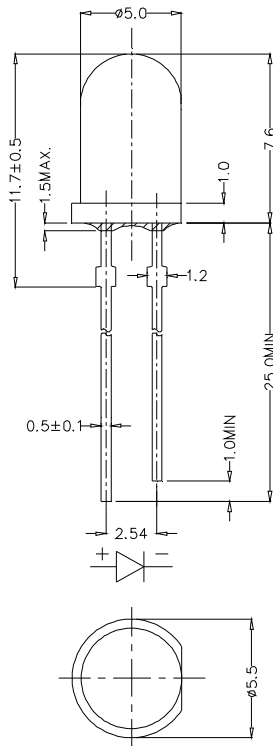
## MECHANICAL DIMENSIONS

All dimensions are in mm. Tolerance is  $\pm 0.25$  mm unless otherwise noted.

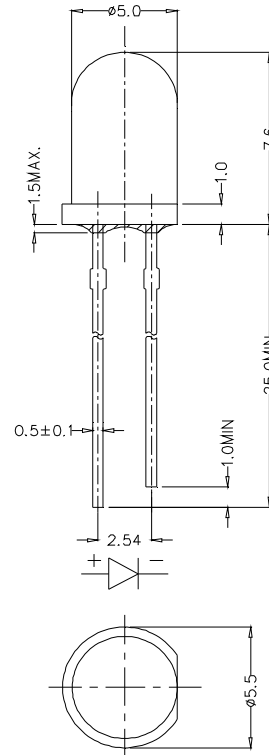
An epoxy meniscus may extend about 1.5 mm down the leads.

Burr around bottom of epoxy may be 0.5 mm max.

C513A-WSS/WSN:



C513A-MSS/MSN:



## NOTES

### RoHS Compliance

The levels of environmentally sensitive, persistent biologically toxic (PBT), persistent organic pollutants (POP), or otherwise restricted materials in this product are below the maximum concentration values (also referred to as the threshold limits) permitted for such substances, or are used in an exempted application, in accordance with EU Directive 2002/95/EC on the restriction of the use of certain hazardous substances in electrical and electronic equipment (RoHS), as amended through April 21, 2006.

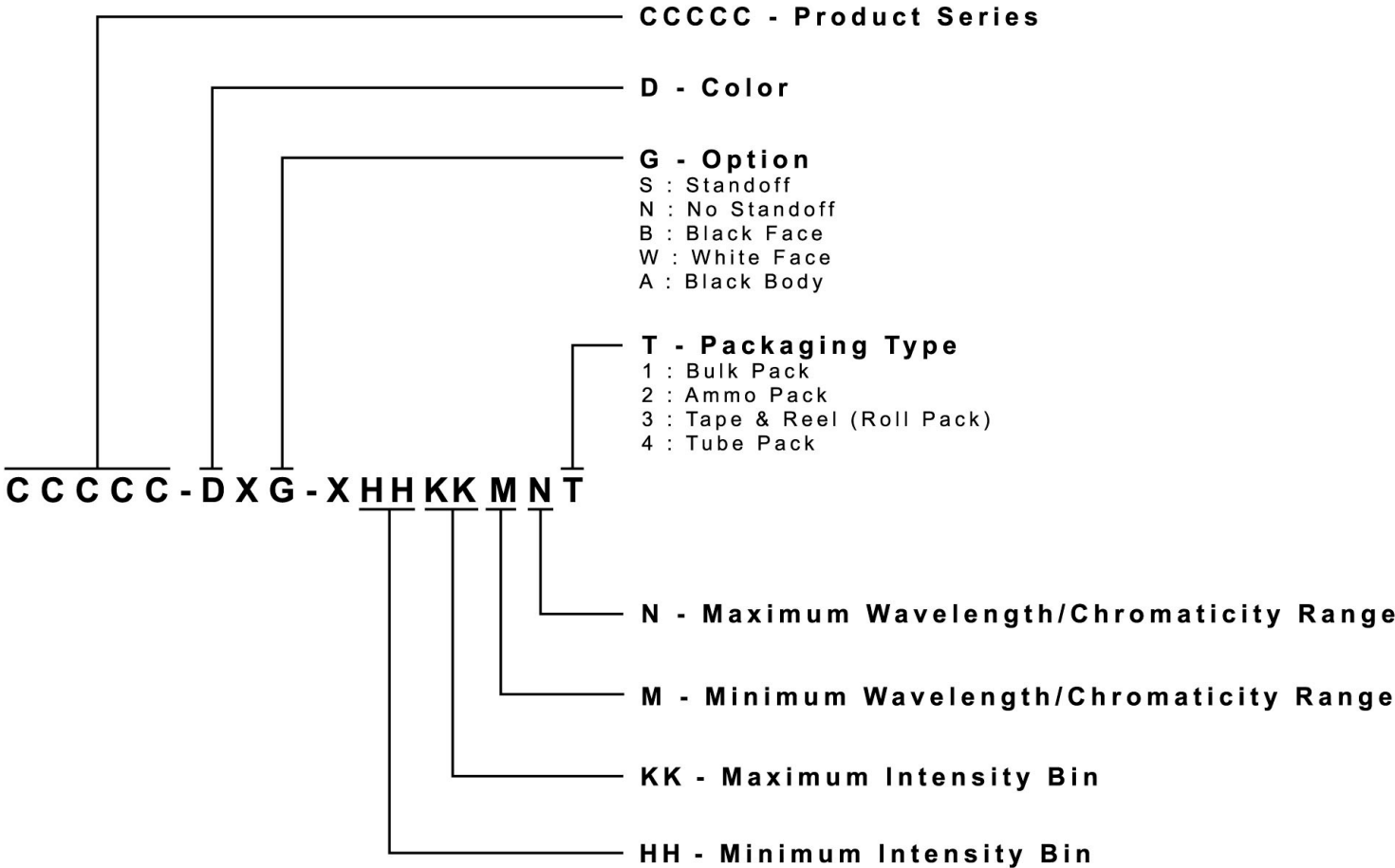
### Vision Advisory Claim

Users should be cautioned not to stare at the light of this LED product. The bright light can damage the eye.

**KIT NUMBER SYSTEM**

All dimensions in mm. Cree LED lamps are tested and sorted into performance bins. A bin is specified by ranges of color, forward voltage, and brightness. Sorted LEDs are packaged for shipping in various convenient options. Please refer to the "Cree LED Lamp Packaging Standard" document for more information about shipping and packaging options.

Cree LEDs are sold by order codes in combinations of bins called kits. Order codes are configured in the following manner:

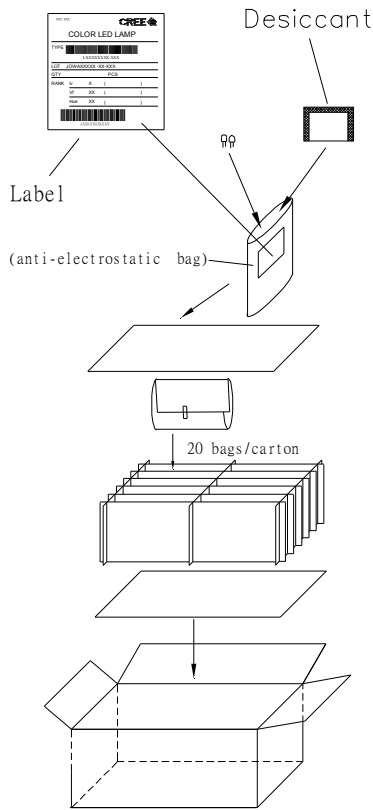


**PACKAGING**

**Features:**

- The LEDs are packed in cardboard boxes after packaging in normal or anti-electrostatic bags.
- Cardboard boxes will be used to protect the LEDs from mechanical shock during transportation.
- The boxes are not water resistant, and they must be kept away from water and moisture.
- The Bulk Pack types of packaging.
- Max 500 pcs per bulk and Max 2500 pcs per ammo.

**Bulk Pack Packaging Type:**



**Ammo Pack Packaging Type:**

