

MICROSERIES

MRS 24Vuc 1CO C1D2

Weidmüller Interface GmbH & Co. KG
 Klingenbergstraße 16
 D-32758 Detmold
 Germany
 Fon: +49 5231 14-0
 Fax: +49 5231 14-292083
 www.weidmueller.com



Relays of the MICROSERIES are used for isolating and coupling digital signals.

They are characterised by the following features:

- modular width 6.1 mm
- Pluggable relay
- Pluggable cross-connection for four voltages in input and output circuits,
- innovative retention and ejection aid,
- LED operating indicator, reverse polarity protection diode, free-wheeling diode

General ordering data

Type	MRS 24Vuc 1CO C1D2
Order No.	8967360000
Version	MICROSERIES, Relays, No. of contacts: 1, CO contact, AgNi, Rated control voltage: 24 V UC ±10 %, Continuous current: 6 A, Screw connection
GTIN (EAN)	4032248788972
Qty.	10 pc(s).

**MICROSERIES
MRS 24Vuc 1CO C1D2**

Weidmüller Interface GmbH & Co. KG
Klingenbergstraße 16
D-32758 Detmold
Germany
Fon: +49 5231 14-0
Fax: +49 5231 14-292083
www.weidmueller.com

Technical data
Dimensions and weights

Width	6.1 mm	Height	93 mm
Depth	94 mm	Net weight	36.7 g

Temperatures

Humidity	40 °C / 93 % rel. humidity, no condensation	Operating temperature	-25 °C...+55 °C
Storage temperature	-40 °C...+60 °C		

Input

Protective circuit	Rectifier	Rated control voltage	24 V UC ±10 %
Rated current AC	11 mA	Rated current DC	6.4 mA
Power rating	270 mVA / 154 mW	Pull-in (sparkover) drop-out voltage DC coil	15.8 V / 7 V
Pull-in drop-out current, DC coil	3.6 mA / 1.3 mA	Status indicator	Green LED

Output

Rated switching voltage	250 V AC	Max. switching voltage, AC	250 V
Max. switching voltage, DC	250 V	Continuous current	6 A
Inrush current	6 A	Max. switching power	1500 VA
Switch-on delay	< 9 ms	Switch-off delay	≤ 9 ms
Min. switching power	100 mA / 5 V, 10 V / 10 mA, 24 V / 1 mA	Max. switching frequency at rated load	0.1 Hz

Contact specifications

No. of contacts	1	Contact design	CO contact
Contact material	AgNi	Mechanical service life	20 x 10 ⁶ switching cycles

general data

Wire connection method	Screw connection	Humidity	40 °C / 93 % rel. humidity, no condensation
------------------------	------------------	----------	--

Insulation coordination

Creepage and clearance distance input - output	≥ 5.5 mm	Rated voltage	300 V
Dielectric strength to mounting rail	4 kV _{eff} / 1 min.	Impulse withstand voltage	4 kV (1.2/50 μs)
Protection degree	IP 20	Pollution severity	2
Surge voltage category	III		

Other technical data

Version	Relay coupler	Protective circuit	Rectifier
Status indicator	Green LED		

Further details of approvals / standards

Standards	DIN EN 50178, UL508
-----------	---------------------

Data sheet

**MICROSERIES
MRS 24Vuc 1CO C1D2**

Weidmüller Interface GmbH & Co. KG
 Klingenbergstraße 16
 D-32758 Detmold
 Germany
 Fon: +49 5231 14-0
 Fax: +49 5231 14-292083
 www.weidmueller.com

Technical data

Connection data

Clamping range, rated connection	2.5 mm ²	Clamping range, rated connection, max.	4 mm ²
Clamping range, rated connection, min.	0.5 mm ²	Wire connection method	Screw connection

Classifications

ETIM 3.0	EC001437	UNSPSC	30-21-18-01
eClass 5.1	27-37-16-01	eClass 6.2	27-37-16-01
eClass 7.1	27-37-16-01		

Product information

Descriptive text technical data	Cross-connectors and markers - refer to MICROSERIES accessories
---------------------------------	---

Approvals

Approvals



ROHS	Conform
------	---------

Downloads

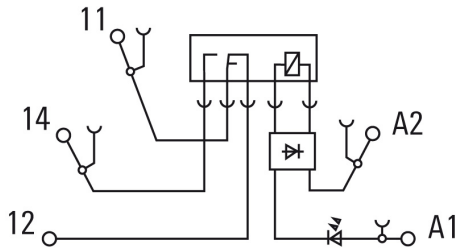
Declaration of Conformity	K205_09_09.pdf
---------------------------	--------------------------------

**MICROSERIES
MRS 24Vuc 1CO C1D2**

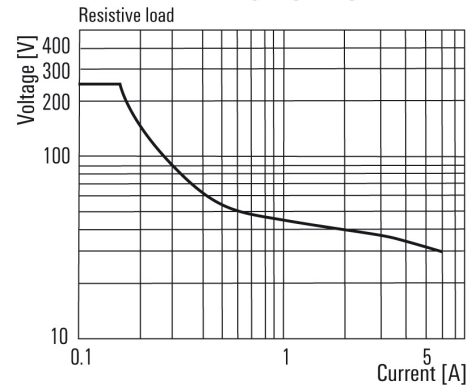
Weidmüller Interface GmbH & Co. KG
 Klingenbergstraße 16
 D-32758 Detmold
 Germany
 Fon: +49 5231 14-0
 Fax: +49 5231 14-292083
 www.weidmueller.com

Drawings

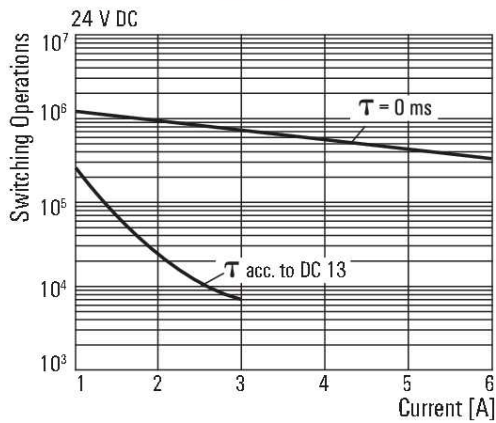
Electric symbol



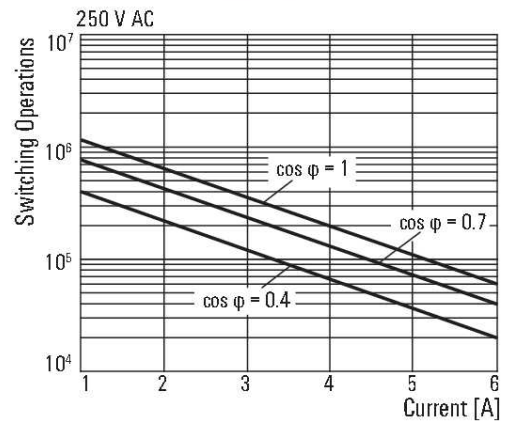
DC load breaking capacity



Electrical endurance



Electrical endurance



Derating curve

