

LENOO 聯宇電子股份有限公司

LENOO ELECTRONICS CO., LTD.

台北縣土城市永豐路 187 號

NO.187, YUNG FENG ROAD, TUCHENG CITY,

TAIPEI HSIEN, TAIWAN, R. O. C.

TEL:886-2-22619999 (REP.) FAX:886-2-22616699 (REP.)

APPROVAL SHEET

CUSTOMER: _____

CUSTOMER PART NO. _____

TYPE NO.: L394YD-2MA

PACKAGE SIZE: 2.9mm Round Type With 4.5mm Height LED Lamp

DICE MATERIAL: GaAsP on GaP PEAK WAVE LENGTH(nm) 587

EMITTED COLOR: Yellow VIEWING ANGLE (deg): 50

LENS COLOR: Yellow Diffused IV(mcd): 5

CUSTOMER
ENGINEERING DEPARTMENT

LENOO ELECTRONICS CO., LTD.
ENGINEERING DEPARTMENT

(Authorized Signature)

APPROVED DATE _____

ISSUED DATE _____

LENOO ELECTRONICS CO., LTD.

TYPE NO. : L394YD-2MA

ELECTRICAL / OPTICAL CHARACTERISTICS AT Ta = 25°C

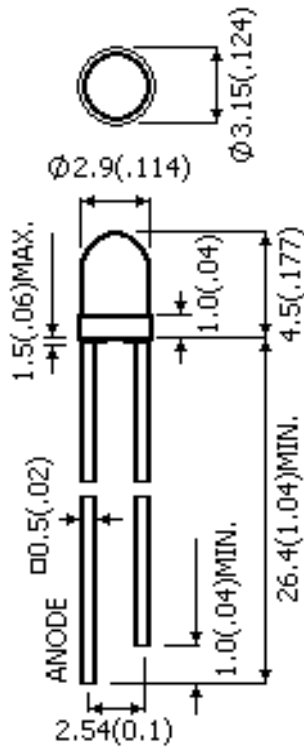
PARAMETER	SYMBOL	MIN	TYP	MAX	UNIT	TEST
Luminous Intensity	IV	2	5	7	mcd	IF = 2mA
Viewing Angle	2 θ 1/2		50		deg	
Peak Emission Wavelength	λ_p		587		nm	
Dominant Wavelength	λ_D		590		nm	
Spectral Line Half-Width	$\Delta\lambda$		35		nm	
Forward Voltage	VF	1.7	1.9	2.3	V	
Power Dissipation	Pd			85	mW	
Peak Forward Current (Duty1/10 @ 1KHZ)	IF (Peak)			100	mA	
Recommended Operating Current	IF (Rec)		20		mA	

● **ABSOLUTE MAXIMUM RATINGS** : (Ta = 25°C)

Reverse Voltage	: 5 Volt
Reverse Current	: 10 uA (VR=5V)
Operating Temperature Range	: -40°C TO 85°C
Storage Temperature Range	: -40°C TO 100°C
Lead Soldering Temperature Range 【 1.6 mm (1/16 inch) from body 】	: 260°C For 5 Seconds

LENOO

LED LAMPS PACKAGE DIMENSIONS

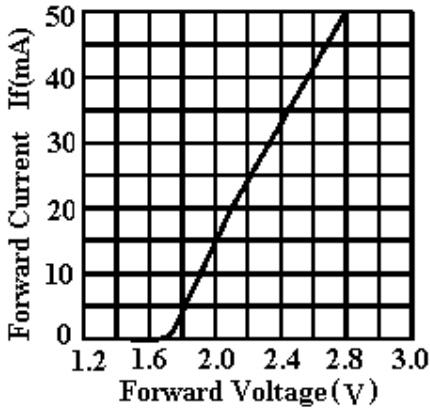


DEVICE NO.:L394YD-2MA	DRAWING NO.	ENGINEER
ALL TOLERANCE SHALL BE ± 0.01 inch/0.25mm UNLESS OTHERWISE NOTED	DRAWING DATE	APPROVER

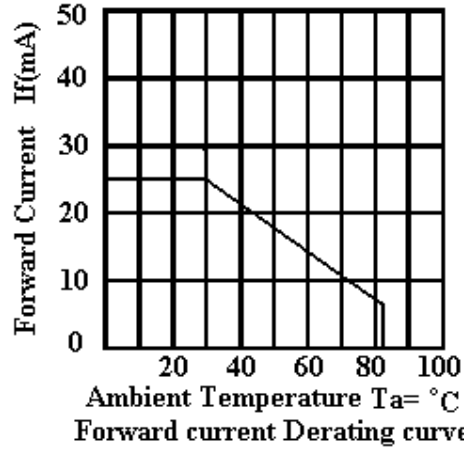
聯宇電子股份有限公司 **LENOO ELECTRONICS CO., LTD.**

Typical Electro-Optical Characteristics Curves

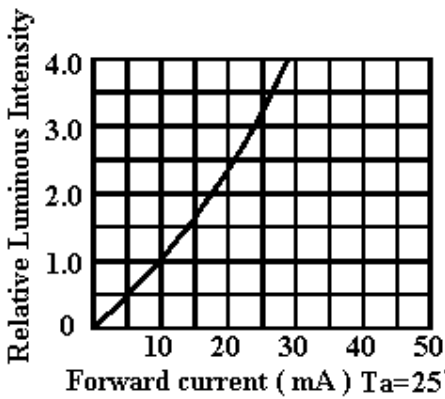
Yellow (GaAsP/GaP $\lambda_P=587\text{nm}$)



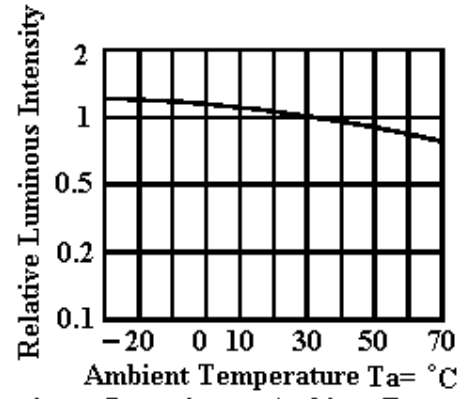
Forward current vs. Forward Voltage



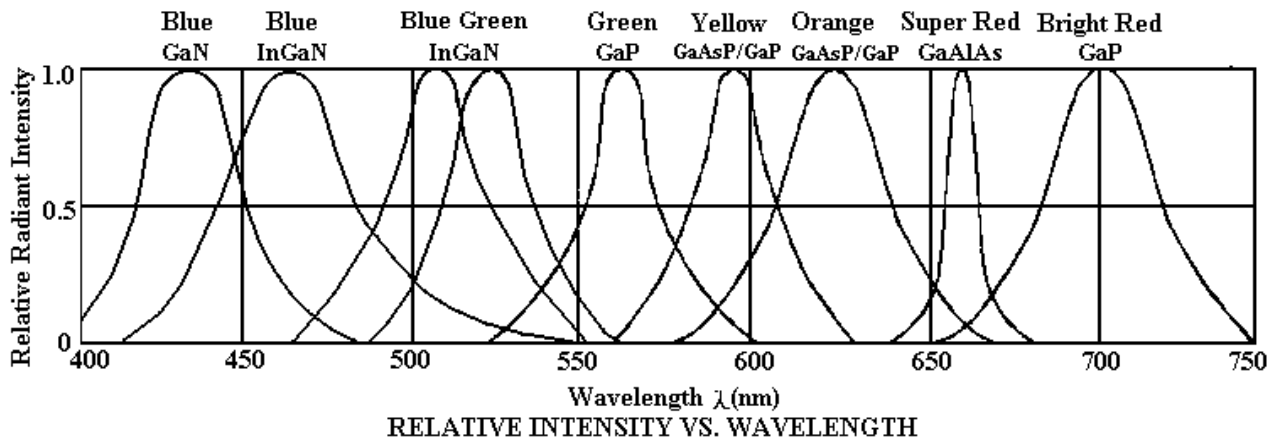
Forward current Derating curve



Luminous Intensity vs. Forward current



Luminous Intensity vs. Ambient Temperature



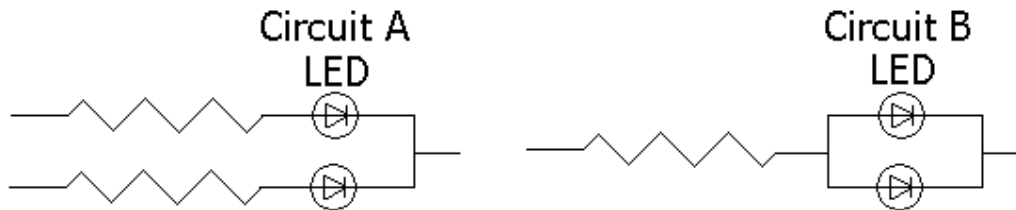
Reliability test For LED Lamps

Type No. :L394YD-2MA

NO.	Item	Test Conditions	Test Time/ Cycle	Sample Size	Ac/Re
1	DC Operating Life	Temperature:25°C IF:20mA	1000HRS	76PCS	0/1
2	High Temperature High Humidity	Temperature:85°C 85%RH	1000HRS	76PCS	0/1
3	High Temperature Storage	Temperature:100°C	1000HRS	76PCS	0/1
4	Low Temperature Storage	Temperature:—40°C	1000HRS	76PCS	0/1
5	Temperature Cycling	85°C ~ 25°C ~ —35°C 15min~ 5min~ 15min	15Cycles	76PCS	0/1
6	Thermal Shock	85°C ~ 25°C ~ —10°C 5min~ 10sec ~ 5min	15Cycles	76PCS	0/1
7	Solder Heat	Temperature:260°C±5°C	10SEC.	76PCS	0/1

Precautions For Use LED**1. Drive Method**

LED is current-operated device. In order to ensure intensity uniformity on multiple LEDs connected in parallel in a application, it is recommended that a current limiting resistor be incorporated in the drive circuit.



(a) Circuit A it is recommended circuit.

(b) Circuit B the brightness of each LED might appear different due to the differences in the I-V characteristics of those LEDs.

2. Over-current-proof

Customer must apply resistors for protection , otherwise slight voltage shift will cause big current change(Burn out will happen).

3. Storage

The Storage Temperature and RH are: 5°C ~ 30°C , RH 60% or less.

Once the package is opened, the products should be used with in a week. Otherwise, they should be kept in moisture proof package with moisture absorbent material (silica gel). we suggest our customers to use our products within a year.

If the moisture absorbent material (silica gel) has faded away or the LEDs exceeded the storage time , baking treatment should be performed using the following conditions.

Baking treatment: more than 24 hours at 60°C ±5°C.

4. Electrostatic Discharge (ESD)

Static electricity or surge voltage will damage the LEDs

Suggestions to prevent ESD damage:

Use of a conductive wrist band or ante-electrostatic glove when handing these LEDs

All devices, equipment, and machinery must be properly grounded.

Work tables storage racks, etc. should be properly grounded

In the events of manual working in process, make sure the devices are well protected from ESD at any time.

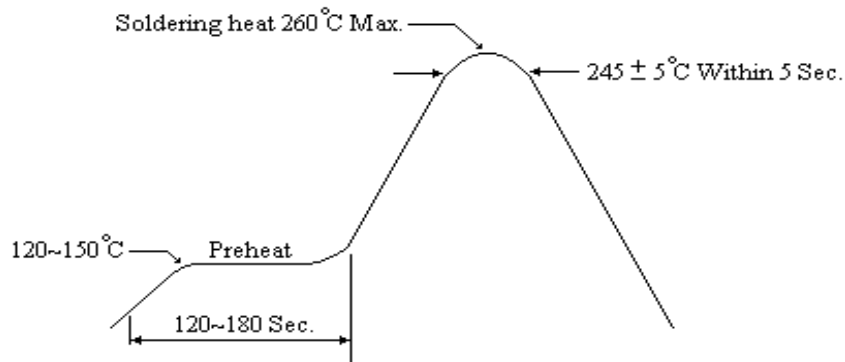
5. Others

- (a) If want to have the uniform luminance and color, please use the same binning number, and avoid using intermix to cause the differences of luminance and color.
- (b) The appearance and specifications of the product may be modified for improvement without prior notice.

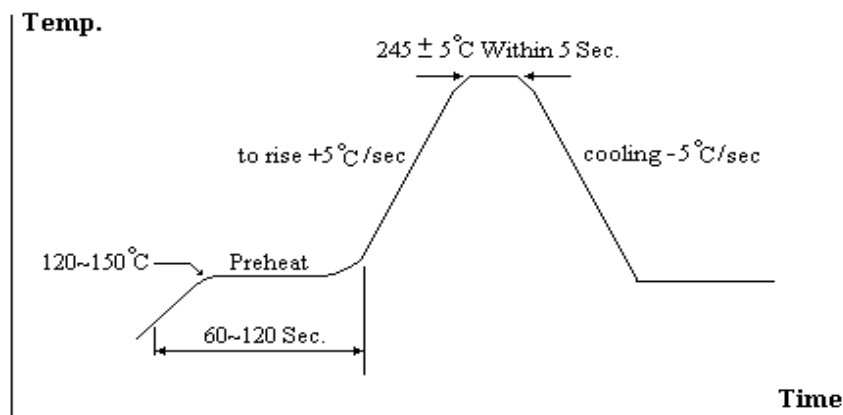
6. Soldering

Recommended soldering condition as shown below:

Soldering heat (DIP)



Reflow Temp./Time



Soldering Iron

Temperature at tip of iron : 300°C Max. (25 W Max.)

Soldering Time : 3 sec. ± 1 sec.(one time only)

If temperature is higher, time should be shorter