



Electrical/Optical characteristics at $T_A = 25^\circ\text{C}$

Parameter	Symbol	Min.	Type	Max.	Unit	Test
Luminous Intensity	IV	8	10	15	mcd	IF = 20mA
Viewing Angle	$2\theta_{1/2}$		100		Deg.	IF = 20mA
Peak Emission Wavelength	λ_p		635		nm	
Dominant Wavelength	λ_D		627		nm	
Spectral Line Half-Width	$\Delta\lambda$		35		nm	
Forward Voltage	VF	1.9	2.1	2.6	V	IF = 20mA
Power Dissipation	Pd			85	mW	
Peak Forward Current (Duty1/10 @ 1kHz)	IF (Peak)			100	mA	
Recommended Operating Current	IF (Rec)		20		mA	

Absolute Maximum Ratings : ($T_A = 25^\circ\text{C}$)

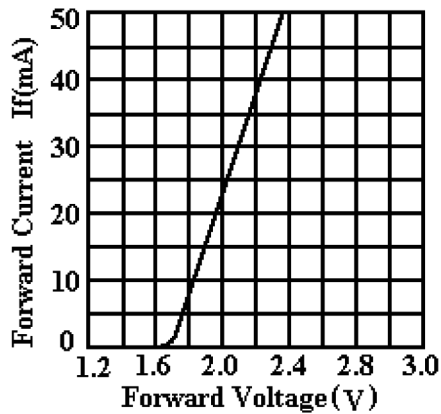
Reverse Voltage	: 5 Volt
Reverse Current	: $10\mu\text{A}$ ($V_R = 5\text{V}$)
Operating Temperature Range	: -40°C to $+85^\circ\text{C}$
Storage Temperature Range	: -40°C to $+100^\circ\text{C}$
Lead Soldering Temperature Range {1.6mm (1/16 inch) from body}	: 260°C For 5 Seconds

Reliability test For LED Lamps

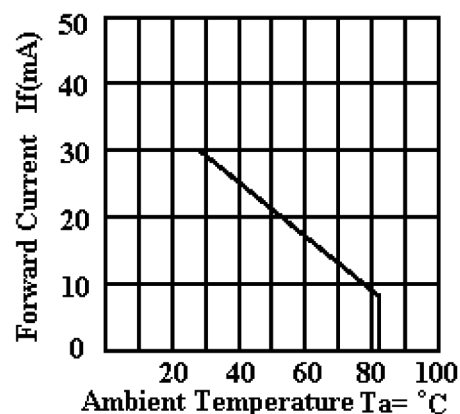
Item	Test Conditions	Test Time/Cycle	Sample Size	Ac/Re
DC Operating Life	Temperature : 25°C IF : 20mA	1,000 Hrs.	76 Pcs.	0/1
High Temperature High Humidity	Temperature : 85°C 85%RH			
High Temperature Storage	Temperature : 100°C			
Low Temperature Storage	Temperature : -40°C			
Temperature Cycling	$85^\circ\text{C} \sim 25^\circ\text{C} \sim -35^\circ\text{C}$ 15min~ 5min~ 15min	15 Cycles		
Thermal Shock	$85^\circ\text{C} \sim 25^\circ\text{C} \sim -10^\circ\text{C}$ 5min~ 10sec ~ 5min			
Solder Heat	Temperature : $260^\circ\text{C} \pm 5^\circ\text{C}$	10 Sec.		

Typical Electro-Optical Characteristics Curves

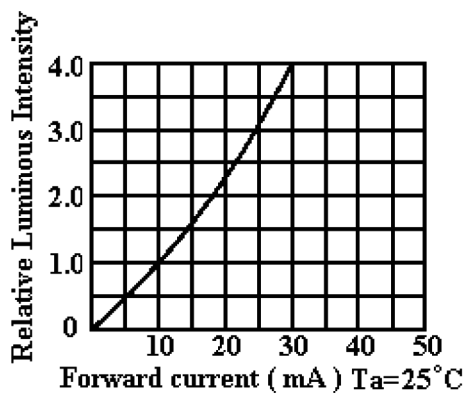
Orange (GaAsP/GaP $\lambda_P=635\text{nm}$)



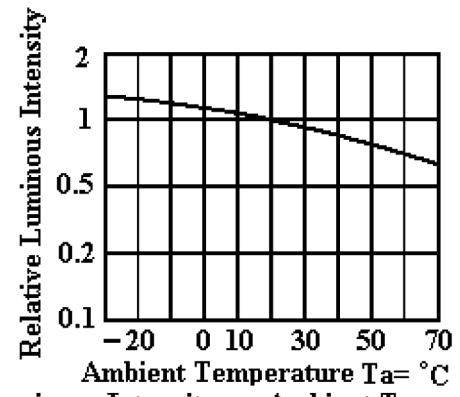
Forward current vs. Forward Voltage



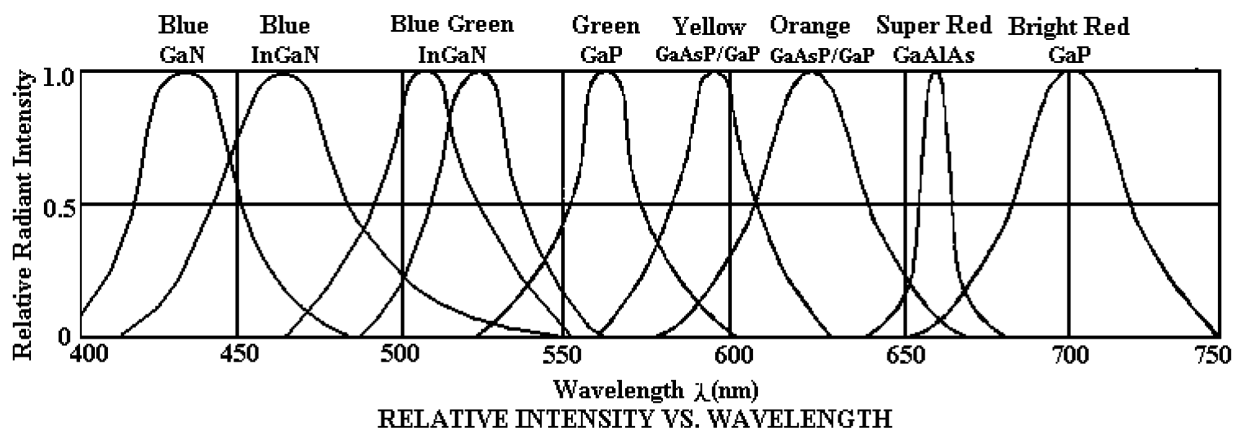
Forward current Derating curve



Luminous Intensity vs. Forward current



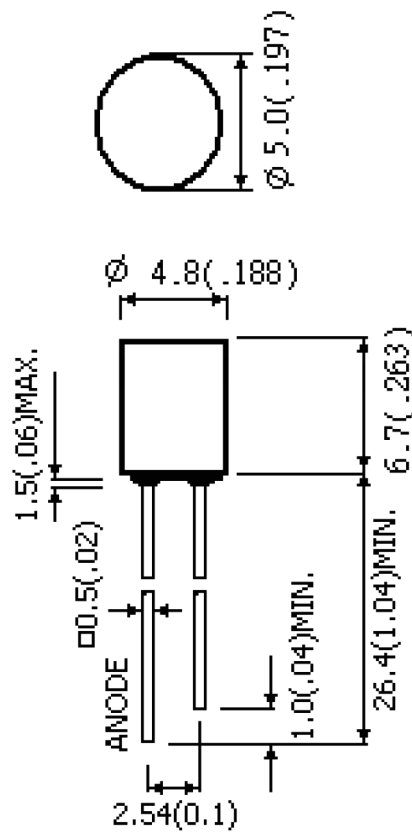
Luminous Intensity vs. Ambient Temperature



LED, 5mm



Dimensions:



Dimensions : Inches (Millimetres)

All tolerance shall be
 ± 0.01 inch (0.25mm)

Part Number Table

Description	Part Number
LED, 5mm, Orange-Red, 10mcd, 635nm	MCL433MD

Important Notice : This data sheet and its contents (the "Information") belong to the members of the Premier Farnell group of companies (the "Group") or are licensed to it. No licence is granted for the use of it other than for information purposes in connection with the products to which it relates. No licence of any intellectual property rights is granted. The Information is subject to change without notice and replaces all data sheets previously supplied. The Information supplied is believed to be accurate but the Group assumes no responsibility for its accuracy or completeness, any error in or omission from it or for any use made of it. Users of this data sheet should check for themselves the Information and the suitability of the products for their purpose and not make any assumptions based on information included or omitted. Liability for loss or damage resulting from any reliance on the Information or use of it (including liability resulting from negligence or where the Group was aware of the possibility of such loss or damage arising) is excluded. This will not operate to limit or restrict the Group's liability for death or personal injury resulting from its negligence. Multicomp is the registered trademark of the Group. © Premier Farnell plc 2012.

www.element14.com
www.farnell.com
www.newark.com

