

KTC LED.PowerSpot 5W SMD LED

5W GU10 PAR16 Lamp



Product Overview

Suitable for the most demanding of professional users, Kosnic's KTC-PRO range offers lamps that deliver huge energy savings over halogen lamps without compromising on brightness. The lamps can quickly replace halogen products in accent and general lighting applications, and once in place rapid payback is achieved.

Features

- Save energy up to 85% compared with halogen lamp.
- Direct replacement of GU10 halogen lamp.
- 45° or 80° beam angle.
- High lumen output.
- Long life of 30,000h.
- Instant start.
- Negligible UV output.
- Mercury free.

Safety and Maintenance

- Switch off supply before installing or removing lamp. Allow to cool before handling.
- Do not use in totally enclosed fittings as this will reduce lamp life.
- Do not dispose of in household waste.
- Dispose of in appropriate section of local civic amenity site or recycling centre.

Specifications – 45° Beam Angle

Product Code	KTC05SMD/GU10-S30	KTC05SMD/GU10-S40	KTC05SMD/GU10-S65
Lamp Cap	GU10	GU10	GU10
Lamp Shape	PAR16	PAR16	PAR16
Nominal Power (W)	5	5	5
Voltage	220-240Vac 50-60Hz	220-240Vac 50-60Hz	220-240Vac 50-60Hz
Current (mA)	41	41	41
Nominal Useful Luminous Flux (lm)	230	240	260
Total Luminous Flux (lm)	310	320	350
CCT (K)	3000K Warm White	4000K Cool White	6500K Day Light
Nominal Lifetime (h)	30000	30000	30000
Beam Angle (°)	45	45	45
Dimmable	No	No	No
Switching Cycles	50000	50000	50000
Warm-up time to 60% (S)	Instant full light	Instant full light	Instant full light
Suitable for accent lighting	Yes	Yes	Yes
Length (mm)	53	53	53
Diameter (mm)	50	50	50
Mercury (mg)	0	0	0
Clean-up instructions	N/A	N/A	N/A
Retrofit	Yes	Yes	Yes
Equivalent Wattage (W)	36	37	40
Rated Power (W)	5.0	5.0	5.0
Rated Useful Luminous Flux (lm)	230	240	260
Rated Lifetime (h)	30000	30000	30000
Power Factor	0.53	0.53	0.53
Rated Peak Candelas (cd)	250	260	280
Lumen Maintenance Factor at Nominal Lifetime	0.75	0.75	0.75
SDCM of CCT	<6	<6	<6
CRI	82	82	82
Start Time (s)	0.47	0.47	0.47
Ambient Temperature Range (°C)	-20 to 40	-20 to 40	-20 to 40

Notes: The Useful Luminous Flux quoted is for the output within a 90° cone as per the EU implementing directive on ecodesign requirements for directional lamps.

Specifications – 80° Beam Angle

Product Code	KTC05SMD/GU10-W30	KTC05SMD/GU10-W40	KTC05SMD/GU10-W65
Lamp Cap	GU10	GU10	GU10
Lamp Shape	PAR16	PAR16	PAR16
Nominal Power (W)	5	5	5
Voltage	220-240Vac 50-60Hz	220-240Vac 50-60Hz	220-240Vac 50-60Hz
Current (mA)	41	41	41
Nominal Useful Luminous Flux (lm)	210	220	230
Total Luminous Flux (lm)	310	320	350
CCT (K)	3000K Warm White	4000K Cool White	6500K Day Light
Nominal Lifetime (h)	30000	30000	30000
Beam Angle (°)	80	80	80
Dimmable	No	No	No

Switching Cycles	50000	50000	50000
Warm-up time to 60% (S)	Instant full light	Instant full light	Instant full light
Suitable for accent lighting	Yes	Yes	Yes
Length (mm)	53	53	53
Diameter (mm)	50	50	50
Mercury (mg)	0	0	0
Clean-up instructions	N/A	N/A	N/A
Retrofit	Yes	Yes	Yes
Equivalent Wattage (W)	31	32	33
Rated Power (W)	5.0	5.0	5.0
Rated Useful Luminous Flux (lm)	210	220	230
Rated Lifetime (h)	30000	30000	30000
Power Factor	0.53	0.53	0.53
Rated Peak Candelas (cd)	155	160	175
Lumen Maintenance Factor at Nominal Lifetime	0.75	0.75	0.75
SDCM of CCT	<6	<6	<6
CRI	82	82	82
Start Time (s)	0.47	0.47	0.47
Ambient Temperature Range (°C)	-20 to 40	-20 to 40	-20 to 40

Notes: The Useful Luminous Flux quoted is for the output within a 90° cone as per the EU implementing directive on ecodesign requirements for directional lamps.

Energy Label – 45° Beam Angle

Manufacturer	Kosnic	Kosnic	Kosnic
Product Code	KTC05SMD/GU10-S30	KTC05SMD/GU10-S40	KTC05SMD/GU10-S65
Energy Class	A	A	A
Energy Consumption (kWh/1000h)	5.00 (5)*	5.00 (5)*	5.00 (5)*

* The kWh/1000h value published on the energy label is required to be rounded up to an integer according to the EU implementing directive on Energy Labelling. The value to 2 decimal places is given for reference.

Energy Label – 80° Beam Angle

Manufacturer	Kosnic	Kosnic	Kosnic
Product Code	KTC05SMD/GU10-W30	KTC05SMD/GU10-W40	KTC05SMD/GU10-W65
Energy Class	A	A	A
Energy Consumption (kWh/1000h)	5.00 (5)*	5.00 (5)*	5.00 (5)*

* The kWh/1000h value published on the energy label is required to be rounded up to an integer according to the EU implementing directive on Energy Labelling. The value to 2 decimal places is given for reference.

Product Markings – 45° Beam Angle

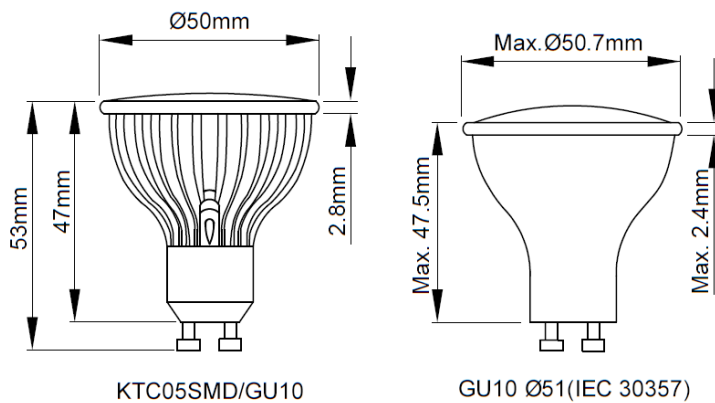
Manufacturer	Kosnic	Kosnic	Kosnic
Product Code	KTC05SMD/GU10-S30	KTC05SMD/GU10-S40	KTC05SMD/GU10-S65
Volts (V)	220-240Vac 50-60Hz	220-240Vac 50-60Hz	220-240Vac 50-60Hz
Nominal Watts (W)	5	5	5
Current (mA)	41	41	41
Nominal Useful Luminous Flux (lm)	230	240	260
CCT (K)	3000	4000	6500
Beam Angle (°)	45	45	45
CE Mark	Yes	Yes	Yes

WEEE Mark	Yes	Yes	Yes
Batch Code	Yes	Yes	Yes

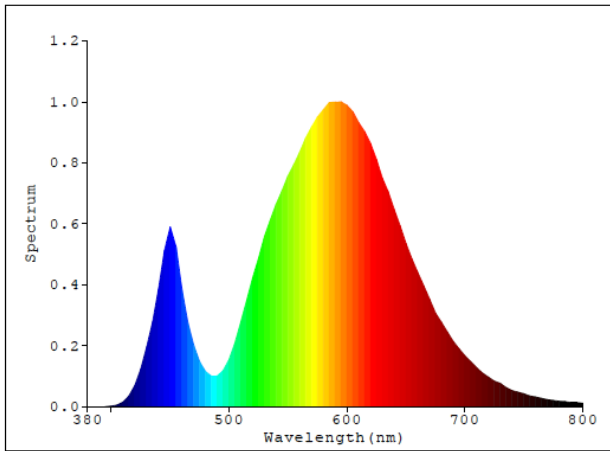
Product Markings – 80° Beam Angle

Manufacturer	Kosnic	Kosnic	Kosnic
Product Code	KTC05SMD/GU10-W30	KTC05SMD/GU10-W40	KTC05SMD/GU10-W65
Volts (V)	220-240Vac 50-60Hz	220-240Vac 50-60Hz	220-240Vac 50-60Hz
Nominal Watts (W)	5	5	5
Current (mA)	41	41	41
Nominal Useful Luminous Flux (lm)	210	220	230
CCT (K)	3000	4000	6500
Beam Angle (°)	80	80	80
CE Mark	Yes	Yes	Yes
WEEE Mark	Yes	Yes	Yes
Batch Code	Yes	Yes	Yes

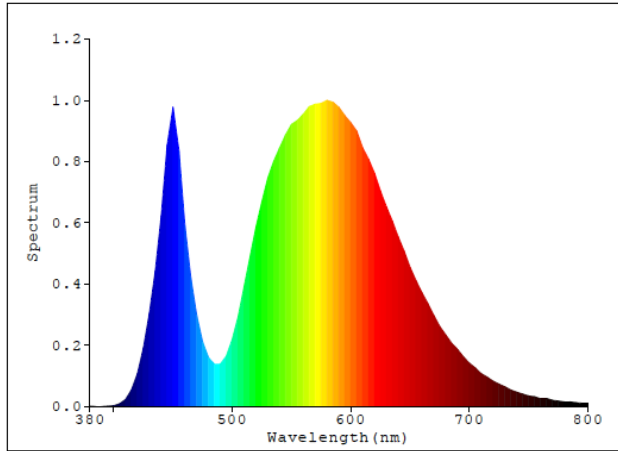
Dimensions



3000K



4000K



6500K

