

BENEFITS

- Easy to use and apply
- Use with thermal or laser 2-part labelling system labels
- Choice of 3 lengths; 20mm, 30mm, 50mm
- Wide range of diameters from OD Ø 1.2mm to 14mm

ASSOCIATED LABELS

- 2-Part Labelling System Laser Labels
- 2-Part Labelling System Thermal Labels

PRODUCT VIDEOS



2-Part Labelling System (Laser)




2-Part Labelling System (Thermal)

Information must be read in conjunction with page 2 of this datasheet.

Clear tubing for use with the 2-part labelling system. The tubing acts as both the carrier and protector for the label.

Tubing is available in various sizes depending on the diameter of the cable, whatever the size, it still takes the same label. Additionally, the tubing and matching labels are available in three sizes; 20mm, 30mm and 50mm. The longer the label, the more characters that can be printed.



TECHNICAL DATA

Material	PVC
Standard Colours	Clear
RoHS (EU 2002/95/EC)	RoHS Compliant

PRODUCT TESTING

Test	Method
Moisture Resistance	MIL-STD-202G Method 106G
Low Temperature 72 hours @ -40°C	MIL-STD-810F Method 502.4
High Temperature 500 hours @ 70°C	MIL-STD-202G Method 108A
Hydrogen Sulphide	H ₂ S Sour Gas Exposure (2% H ₂ S)
UV Weathering 500 hours	ISO 4982 Part 3 Method A Cycle 1
Salt Mist Spray	IEC60068-2-52 Test Kb Salt Mist (Cyclic)

Information must be read in conjunction with page 1 of this datasheet.

ORDER INFORMATION

Product Code	Wire/Cable OD Ø (mm)	Tube Length (mm)	Pack Qty
LT/1-2/20	1.25 - 2.5	20mm	1000
LT/1-2/30	1.25 - 2.5	30mm	1000
LT/1-2/50	1.25 - 2.5	50mm	1000
LT/2-4/20	2.5 - 4.0	20mm	1000
LT/2-4/30	2.5 - 4.0	30mm	1000
LT/2-4/50	2.5 - 4.0	50mm	1000
LT/3-5/20	3.0 - 5.0	20mm	1000
LT/3-5/30	3.0 - 5.0	30mm	1000
LT/3-5/50	3.0 - 5.0	50mm	1000
LT/4-7/20	4.0 - 7.0	20mm	1000
LT/4-7/30	4.0 - 7.0	30mm	1000
LT/4-7/50	4.0 - 7.0	50mm	1000
LT/6-10/20	6.0 - 10.0	20mm	1000
LT/6-10/30	6.0 - 10.0	30mm	1000
LT/6-10/50	6.0 - 10.0	50mm	1000
LT/10-14/20	10.0 - 14.0	20mm	1000
LT/10-14/30	10.0 - 14.0	30mm	1000
LT/10-14/50	10.0 - 14.0	50mm	1000


TIP
TIME INTO PROFIT®

Because of this special design it is possible to slide the blank tubing onto the wire prior to termination. The label can then be inserted at any time during or after termination.

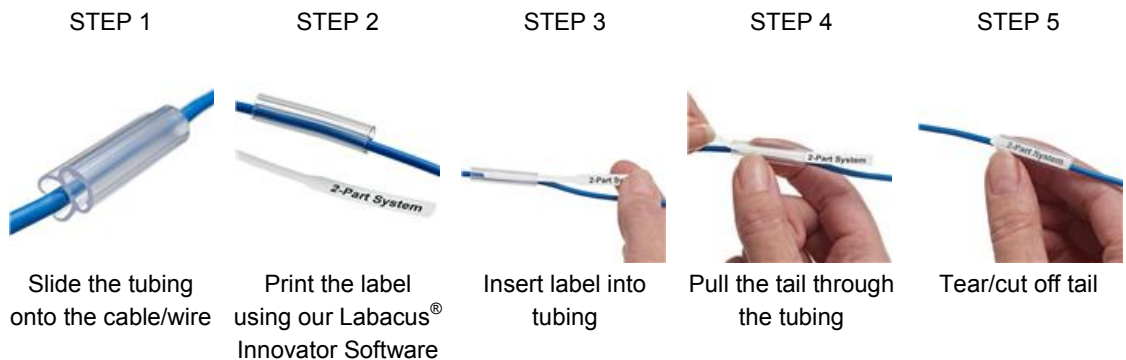
SILVER FOX CATALOGUE



TIP - TIME INTO PROFIT BROCHURE



HOW IT WORKS



Silver Fox always choose the very best and durable materials from which to make our labels. We then test the final printed labels, for a variety of different extreme conditions, all at independently approved external test laboratories (unless otherwise noted). We are not able to anticipate every set of conditions, so always suggest that a user should also satisfy themselves as to the suitability of our labels for their particular environment. This datasheet supersedes any previous information/datasheet released.

T: +44 (0) 1707 37 37 27
W: www.silverfox.co.uk
E: sales@silverfox.co.uk
E: support@silverfox.co.uk

