

Product family datasheet

Technical data

Electrical data

Product description	Output power	Input voltage	Mains frequency	Output voltage
OT 9/200...240/350 DIM	8.5 W	180...254 V ¹⁾	50...60 Hz	2.0...25 V ²⁾
OT 18/200...240/700 DIM	17 W	180...254 V ¹⁾	50...60 Hz	2.0...25 V ²⁾

Product description	Output current	Nominal voltage	Nominal current	Device power loss
OT 9/200...240/350 DIM	0...350 mA ³⁾	200...240 V	0.10 A ⁴⁾	2.16 W ⁵⁾
OT 18/200...240/700 DIM	0...700 mA ³⁾	200...240 V	0.17 A ⁴⁾	2.6 W ⁵⁾

Product description	Power factor λ	ECG efficiency
OT 9/200...240/350 DIM	0.50 ⁶⁾	75 % ⁷⁾
OT 18/200...240/700 DIM	0.52 ⁶⁾	82 % ⁷⁾

¹⁾ Permitted voltage range

²⁾ Maximum <30 V

³⁾ ± 5 %

⁴⁾ At 230 V

⁵⁾ At 230 V $P_{AC, P_{out}}$ = maximum, $T_a=25$ °C, steady state

⁶⁾ Minimum/Full load at 230 V

⁷⁾ Typical

Dimensions & weight

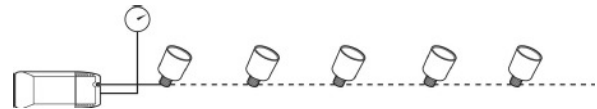
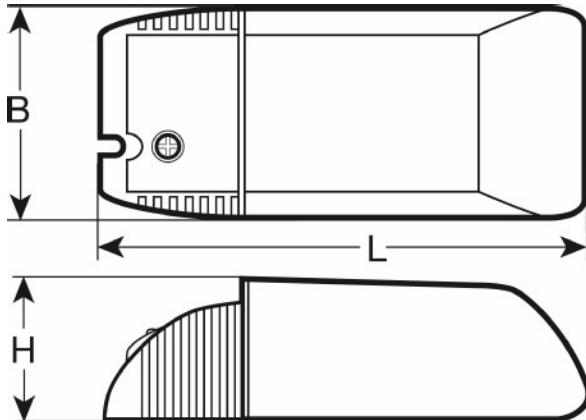
Product description	Length	Width	Height	Product weight
OT 9/200...240/350 DIM	108.0 mm	53.0 mm	33.0 mm	108.00 g
OT 18/200...240/700 DIM	108.0 mm	53.0 mm	33.0 mm	108.00 g

Product description	Cable cross-section, input side	Cable cross-section, output side	Wire preparation length, input side
OT 9/200...240/350 DIM	0.5...1.5 mm ² ¹⁾	0.5...1.5 mm ² ¹⁾	5.5...6.5 mm
OT 18/200...240/700 DIM	0.5...1.5 mm ² ¹⁾	0.5...1.5 mm ² ¹⁾	5.5...6.5 mm

¹⁾ Flexible

Produkt Strichzeichnungen (vermasst)

Product family datasheet



Product line drawing
OT 9/200...240/350 DIM | OT 18/200...240/700 DIM

Prod.line drw, front, no dimensions
OT 9/200...240/350 DIM

Colors & materials

Product description	Casing material
OT 9/200...240/350 DIM	Plastic
OT 18/200...240/700 DIM	Plastic

Temperatures

Product description	Ambient temperature range	Maximum temperature at tc test point	Max.housing temperature in case of fault
OT 9/200...240/350 DIM	-20...+55 °C	70 °C ¹⁾	90 °C
OT 18/200...240/700 DIM	-20...+50 °C	70 °C ¹⁾	90 °C

¹⁾ Maximum at the Tc-point

Lifespan

Product description	ECG lifetime
OT 9/200...240/350 DIM	30000 h ¹⁾
OT 18/200...240/700 DIM	30000 h ¹⁾

¹⁾ At maximum T_c / 10 % failure rate

Product family datasheet

Capabilities

Product description	Dimmable	Dimming range	Suitable for fixtures with prot. class	Dimming interface
OT 9/200...240/350 DIM	Yes ¹⁾	0...100 %	I	1...10 V
OT 18/200...240/700 DIM	Yes ¹⁾	0...100 %	I	1...10 V

Product description	Overheating protection	Overload protection	Short-circuit protection	No-load proof
OT 9/200...240/350 DIM	Automatic reversible	Automatic reversible	Automatic reversible	Yes
OT 18/200...240/700 DIM	Automatic reversible	Automatic reversible	Automatic reversible	Yes

Product description	Maximum wiring length ECG/lamp
OT 9/200...240/350 DIM	10 m
OT 18/200...240/700 DIM	10 m

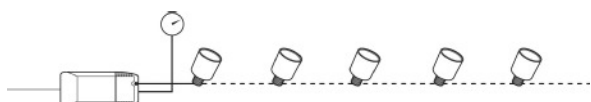
¹⁾ 1 channel analog

Certificates & standards

Product description	Type of protection	Standards	Approval marks – approval
OT 9/200...240/350 DIM	IP20	acc. to IEC 61347-1/acc. to IEC 61347-2-13/acc. to IEC 62384/acc. to IEC 61000-3-2/acc. to EN 55015:2006 + A1:2007 + A2:2009/acc. to IEC 61547:1995 + A1:2000/acc. to DIN 57710	CE
OT 18/200...240/700 DIM	IP20	acc. to IEC 61347-1/acc. to IEC 61347-2-13/acc. to IEC 62384/acc. to IEC 61000-3-2/acc. to EN 55015:2006 + A1:2007 + A2:2009/acc. to IEC 61547:1995 + A1:2000/acc. to DIN 57710	CE

Wiring Diagram

Product family datasheet



Wiring diagram
OT 9/200...240/350 DIM

Application advice

For more detailed application information and graphics please see product datasheet.


Sales and Technical Support

Sales and Technical Support www.osram.com








Country specific information

Product description	Product code	METEL code	SEG number	STK number	UK Org
OT 9/200-240/350 DIM	4008321187321	OSROT9350DIM20	5280383	4030667	-
OT 18/200-240/700 DIM	4008321139320	OSROT18700DIM	7980184	4031186	-

Download Data

File
 Addon Technical Information ADDON TECHNICAL INFORMATION OT 9200-240350 DIM VS20 OSRAM (GB)
Declarations of conformity

Product family datasheet

	Declaration of conformity OT 9200-240350 DIM OT 18200-240700 DIM
	CAD data 3-dim 108x52x33 9900021
	CAD data 3-dim 108x52x33 9900021
	CAD data 3-dim 108x52x33 9900021
	CAD data PDF 108x52x33 9900021
	Addon Technical Information ADDON TECHNICAL INFORMATION OPTOTRONIC OT 18200-240700 DIM VS20 OSRAM (GB)
	Certificates OT VDE ENEC marks approval (G)

Logistical Data

Product code	Product description	Packaging unit (Pieces/Unit)	Dimensions (height x width x length)	Volume	Gross weight
4008321187321	OT 9/200...240/350 DIM	Shipping carton box 20	229 mm x 94 mm x 270 mm	5.81 dm ³	2396.00 g
4008321139320	OT 18/200...240/700 DIM	Shipping carton box 20	229 mm x 94 mm x 270 mm	5.81 dm ³	2396.00 g

The mentioned product code describes the smallest quantity unit which can be ordered. One shipping unit can contain one or more single products. When placing an order, for the quantity please enter single or multiples of a shipping unit.

Disclaimer

Subject to change without notice. Errors and omission excepted. Always make sure to use the most recent release.