

CC Power supplies with Phasecut



Product benefits

- Compact housing for mounting in very tight spaces
- Compatible with the most common leading-edge and trailing-edge phase dimmers

Product features

- Dimmable via leading edge/trailing edge
- Integrated cable clamp for separate installation

Technical data

Electrical data

Product description	Output power	Input voltage	Mains frequency	Output voltage
OTe 9/220...240/700 PC	10 W ¹⁾	195...264 V ²⁾	50...60 Hz	7.5...14 V ³⁾
OTe 9/220...240/350 PC	10 W ¹⁾	195...264 V ²⁾	50...60 Hz	17...29 V ⁸⁾
OTe 15/220...240/700 PC	16 W ⁹⁾	195...264 V ²⁾	50...60 Hz	14.3...23 V ¹⁰⁾
OTe 15/220...240/350 PC	16 W ⁹⁾	195...264 V ²⁾	50...60 Hz	28...45.5 V ¹¹⁾
OTe 20/220...240/350 PC	20 W ¹²⁾	195...264 V ²⁾	50...60 Hz	45...57 V ¹³⁾
OTe 20/220...240/700 PC	20 W ¹²⁾	195...264 V ²⁾	50...60 Hz	22.5...28.5 V ⁸⁾
OTe 35/220...240/700 PC	35 W ¹⁴⁾	195...264 V ²⁾	50...60 Hz	27...50 V ¹⁵⁾

Product description	Output current	Nominal voltage	Device power loss	Power factor λ
OTe 9/220...240/700 PC	700 mA ⁴⁾	220...240 V	3.0 W ⁵⁾	0.85/> 0.75 ⁶⁾
OTe 9/220...240/350 PC	350 mA ⁴⁾	220...240 V	3.0 W ⁵⁾	0.90/0.85 ⁶⁾
OTe 15/220...240/700 PC	700 mA ⁴⁾	220...240 V	3.5 W ⁵⁾	0.90/0.80 ⁶⁾
OTe 15/220...240/350 PC	350 mA ⁴⁾	220...240 V	4.0 W ⁵⁾	0.90/0.80 ⁶⁾
OTe 20/220...240/350 PC	350 mA ⁴⁾	220...240 V	4.5 W ⁵⁾	0.90/0.85 ⁶⁾
OTe 20/220...240/700 PC	700 mA ⁴⁾	220...240 V	4.5 W ⁵⁾	0.90/0.85 ⁶⁾
OTe 35/220...240/700 PC	700 mA ⁴⁾	220...240 V	7.0 W ⁵⁾	0.95/0.90 ⁶⁾

Product description	ECG efficiency
OTe 9/220...240/700 PC	≥ 77 % ⁷⁾
OTe 9/220...240/350 PC	≥ 77 % ⁷⁾
OTe 15/220...240/700 PC	≥ 83 % ⁷⁾
OTe 15/220...240/350 PC	≥ 82 % ⁷⁾
OTe 20/220...240/350 PC	≥ 84 % ⁷⁾
OTe 20/220...240/700 PC	≥ 84 % ⁷⁾
OTe 35/220...240/700 PC	85 % ⁷⁾

- 1) Partial load 6...10W
- 2) Permitted voltage range
- 3) Maximum 20 V
- 4) ± 5 %
- 5) Maximum
- 6) Full load at 230 V/Minimum load at 230 V
- 7) At full load and 230 V
- 8) Maximum <32 V
- 9) Partial load 10...16 W
- 10) Maximum <30 V
- 11) Maximum <48 V

Product family datasheet

12) Partial load 16...20 W

13) Maximum <63 V

14) Partial load 19...35 W

15) Maximum <58 V

Dimensions & weight

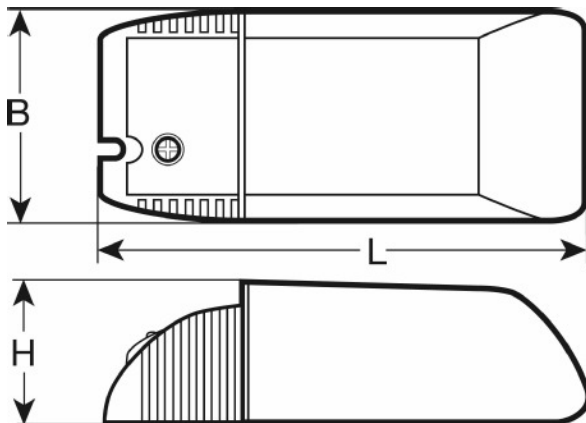
Product description	Length	Width	Height	Product weight
OTe 9/220...240/700 PC	109.0 mm	53.0 mm	33.0 mm	100.00 g
OTe 9/220...240/350 PC	109.0 mm	53.0 mm	33.0 mm	100.00 g
OTe 15/220...240/700 PC	109.0 mm	53.0 mm	33.0 mm	100.00 g
OTe 15/220...240/350 PC	109.0 mm	53.0 mm	33.0 mm	100.00 g
OTe 20/220...240/350 PC	109.0 mm	53.0 mm	33.0 mm	100.00 g
OTe 20/220...240/700 PC	109.0 mm	53.0 mm	33.0 mm	100.00 g
OTe 35/220...240/700 PC	153.0 mm	54.0 mm	36.0 mm	165.00 g

Product description	Cable cross-section, input side	Cable cross-section, output side	Wire preparation length, input side
OTe 9/220...240/700 PC	0.75...2.5 mm ² ¹⁾	0.5...2.5 mm ² ¹⁾	5.0 mm
OTe 9/220...240/350 PC	0.75...2.5 mm ² ¹⁾	0.5...2.5 mm ² ¹⁾	5.0 mm
OTe 15/220...240/700 PC	0.75...2.5 mm ² ¹⁾	0.5...2.5 mm ² ¹⁾	5.0 mm
OTe 15/220...240/350 PC	0.75...2.5 mm ² ¹⁾	0.5...2.5 mm ² ¹⁾	5.0 mm
OTe 20/220...240/350 PC	0.75...2.5 mm ² ¹⁾	0.5...2.5 mm ² ¹⁾	5.0 mm
OTe 20/220...240/700 PC	0.75...2.5 mm ² ¹⁾	0.5...2.5 mm ² ¹⁾	5.0 mm
OTe 35/220...240/700 PC	0.75...2.5 mm ² ¹⁾	0.5...2.5 mm ² ¹⁾	5.0 mm

¹⁾ Flexible

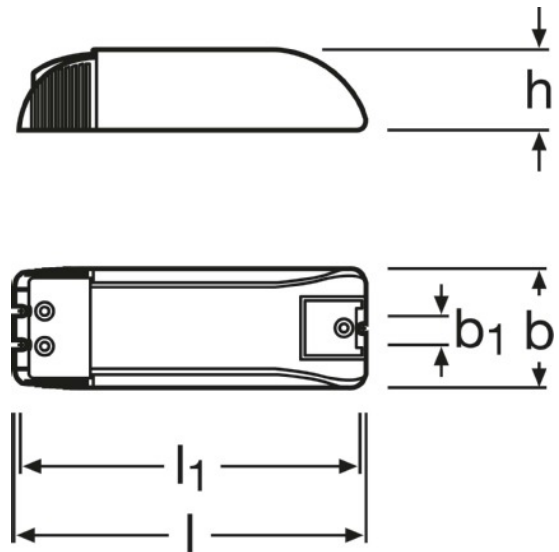
Produkt Strichzeichnungen (vermasst)

Product family datasheet



Product line drawing

OTe 9/220...240/700 PC | OTe 9/220...240/350 PC | OTe 15/220...240/700 PC | OTe 15/220...240/350 PC | OTe 20/220...240/350 PC | OTe 20/220...240/700 PC



Product line drawing

OTe 35/220...240/700 PC

Colors & materials

Product description	Casing material
OTe 9/220...240/700 PC	Plastic
OTe 9/220...240/350 PC	Plastic
OTe 15/220...240/700 PC	Plastic
OTe 15/220...240/350 PC	Plastic
OTe 20/220...240/350 PC	Plastic
OTe 20/220...240/700 PC	Plastic
OTe 35/220...240/700 PC	Plastic

Temperatures

Product description	Ambient temperature range	Maximum temperature at tc test point	Max.housing temperature in case of fault
OTe 9/220...240/700 PC	-20...+50 °C	70 °C ¹⁾	110 °C
OTe 9/220...240/350 PC	-20...+50 °C	65 °C ¹⁾	110 °C
OTe 15/220...240/700 PC	-20...+45 °C	70 °C ¹⁾	110 °C

Product family datasheet

Product description	Ambient temperature range	Maximum temperature at tc test point	Max.housing temperature in case of fault
OTe 15/220...240/350 PC	-20...+45 °C	70 °C ¹⁾	110 °C
OTe 20/220...240/350 PC	-20...+45 °C	70 °C ¹⁾	110 °C
OTe 20/220...240/700 PC	-20...+45 °C	70 °C ¹⁾	110 °C
OTe 35/220...240/700 PC	-20...+45 °C	75 °C ¹⁾	110 °C

¹⁾ Maximum at the Tc-point

Lifespan

Product description	ECG lifetime
OTe 9/220...240/700 PC	50000 h ¹⁾
OTe 9/220...240/350 PC	50000 h ²⁾
OTe 15/220...240/700 PC	50000 h ¹⁾
OTe 15/220...240/350 PC	50000 h ¹⁾
OTe 20/220...240/350 PC	50000 h ¹⁾
OTe 20/220...240/700 PC	50000 h ¹⁾
OTe 35/220...240/700 PC	50000 h ²⁾

¹⁾ At tcase = 70°C at tc point / 10 % failure rate

²⁾ At tcase = 65°C at tc point / 10 % failure rate

Additional product data

Product description	New article
OTe 9/220...240/700 PC	NEW
OTe 9/220...240/350 PC	NEW
OTe 15/220...240/700 PC	In preparation
OTe 15/220...240/350 PC	NEW
OTe 20/220...240/350 PC	NEW
OTe 20/220...240/700 PC	NEW
OTe 35/220...240/700 PC	

Capabilities

Product description	Dimmable	Dimming range	Suitable for fixtures with prot. class	Dimming interface
OTe 9/220...240/700 PC	Yes	10...100 %	II	Phase Cut
OTe 9/220...240/350 PC	Yes	10...100 %	II	Phase Cut
OTe 15/220...240/700 PC	Yes	10...100 %	II	Phase Cut

Product family datasheet

Product description	Dimmable	Dimming range	Suitable for fixtures with prot. class	Dimming interface
OTe 15/220...240/350 PC	Yes	10...100 %	II	Phase Cut
OTe 20/220...240/350 PC	Yes	10...100 %	II	Phase Cut
OTe 20/220...240/700 PC	Yes	10...100 %	II	Phase Cut
OTe 35/220...240/700 PC	Yes	10...100 %	II	Phase Cut ¹⁾

Product description	Overheating protection	Overload protection	Short-circuit protection	No-load proof
OTe 9/220...240/700 PC	Automatic reversible	Automatic reversible	Automatic reversible	Yes
OTe 9/220...240/350 PC	Automatic reversible	Automatic reversible	Automatic reversible	Yes
OTe 15/220...240/700 PC	Automatic reversible	Automatic reversible	Automatic reversible	Yes
OTe 15/220...240/350 PC	Automatic reversible	Automatic reversible	Automatic reversible	Yes
OTe 20/220...240/350 PC	Automatic reversible	Automatic reversible	Automatic reversible	Yes
OTe 20/220...240/700 PC	Automatic reversible	Automatic reversible	Automatic reversible	Yes
OTe 35/220...240/700 PC	Automatic reversible	Automatic reversible	Automatic reversible	Yes

Product description	Maximum wiring length ECG/lamp
OTe 9/220...240/700 PC	2.0 m
OTe 9/220...240/350 PC	2.0 m
OTe 15/220...240/700 PC	2.0 m
OTe 15/220...240/350 PC	2.0 m
OTe 20/220...240/350 PC	2.0 m
OTe 20/220...240/700 PC	2.0 m
OTe 35/220...240/700 PC	2.0 m

¹⁾ Leading edge

Certificates & standards

Product description	Type of protection	Standards	Approval marks – approval
OTe 9/220...240/700 PC	IP20	acc. to IEC 61347-1/acc. to IEC 61347-2-13/acc. to IEC 62384/acc. to CISPR 15/acc. to IEC 61000-3-2/acc. to IEC 61547/acc. to IEC 61000-3-3	CE / ENEC 10 / VDE / CB / C-Tick

Product family datasheet

Product description	Type of protection	Standards	Approval marks – approval
OTe 9/220...240/350 PC	IP20	acc. to IEC 61347-1/acc. to IEC 61347-2-13/acc. to IEC 62384/acc. to CISPR 15/acc. to IEC 61000-3-2/acc. to IEC 61547/acc. to IEC 61000-3-3	CE / ENEC 10 / VDE / CB / C-Tick
OTe 15/220...240/700 PC	IP20	acc. to IEC 61347-1/acc. to IEC 61347-2-13/acc. to IEC 62384/acc. to CISPR 15/acc. to IEC 61000-3-2/acc. to IEC 61547/acc. to IEC 61000-3-3	CE / ENEC 10 / VDE / CB / C-Tick
OTe 15/220...240/350 PC	IP20	acc. to IEC 61347-1/acc. to IEC 61347-2-13/acc. to IEC 62384/acc. to CISPR 15/acc. to IEC 61000-3-2/acc. to IEC 61547/acc. to IEC 61000-3-3	CE / ENEC 10 / VDE / CB / C-Tick
OTe 20/220...240/350 PC	IP20	acc. to IEC 61347-1/acc. to IEC 61347-2-13/acc. to IEC 62384/acc. to CISPR 15/acc. to IEC 61000-3-2/acc. to IEC 61547/acc. to IEC 61000-3-3	CE / ENEC 10 / VDE / CB / C-Tick
OTe 20/220...240/700 PC	IP20	acc. to IEC 61347-1/acc. to IEC 61347-2-13/acc. to IEC 62384/acc. to CISPR 15/acc. to IEC 61000-3-2/acc. to IEC 61547/acc. to IEC 61000-3-3	CE / ENEC 10 / VDE / CB / C-Tick
OTe 35/220...240/700 PC	IP20	acc. to IEC 61347-1/acc. to IEC 61347-2-13/acc. to IEC 62384/acc. to CISPR 15/acc. to IEC 61000-3-2/acc. to IEC 61000-3-3/acc. to IEC 61547	CE / ENEC 10 / VDE / CB / C-Tick

Application advice

For more detailed application information and graphics please see product datasheet.

Sales and Technical Support











Product family datasheet

Sales and Technical Support www.osram.com

Country specific information

Product description	Product code	METEL-Code	SEG number	STK number	UK Org
OTe 9/220-240/700 PC (OAPAC)	4008321688842	-	7980346	4030159	-
OTe 9/220-240/350 PC	4008321978387	-	7980345	4030158	-
OTe 15/220-240/700 PC	4052899900738	-	7980413	-	-
OTe 15/220-240/350 PC	4008321700346	-	7980347	4030162	-
OTe 20/220-240/350 PC	4008321978349	-	7980349	4030164	-
OTe 20/220-240/700 PC	4008321978363	-	7980350	4030166	-
OTe 35/220-240/700 PC (OAPAC)	4008321825520	-	7980591	-	-

Download Data

File
 Product Datasheet OPTOTRONIC OTe 9220-240700 PC (GB)
 Declarations of conformity OTe 350700PC (GB)
 Installation/Operation notice Dimmer Compatibility List_ OTe 9_15_20220-240350700 PC
 Product Datasheet OPTOTRONIC OTe 9220-240350 PC (EN)
 Product Datasheet OPTOTRONIC OTe 15220-240700 PC
 Product Datasheet OPTOTRONIC OTe 15220-240350 PC
 Product Datasheet OPTOTRONIC OTe 15220-240350 PC (EN)
 Product Datasheet OPTOTRONIC OTe 20220-24035 PC (GB)
 Product Datasheet OPTOTRONIC OTe 20220-240700 PC (EN)
 Product Datasheet Datasheet OTe 35220-240700 PC
Declarations of conformity

Product family datasheet



Delcaration of Conformity OTe 35220-240700 PC



Installation/Operation notice
Dimmer Compatibility List_OTe 35220-240700 PC



CAD data 3-dim
CAD OTe 35220-240700 PC

Logistical Data

Product code	Product description	Packaging unit (Pieces/Unit)	Dimensions (height x width x length)	Volume	Gross weight
4008321688842	OTe 9/220...240/700 PC	Shipping carton box 20	229 mm x 106 mm x 274 mm	6.65 dm ³	2308.00 g
4008321978387	OTe 9/220...240/350 PC	Shipping carton box 20	229 mm x 94 mm x 274 mm	5.90 dm ³	2308.00 g
4052899900738	OTe 15/220...240/700 PC	Shipping carton box 20	101 mm x 230 mm x 273 mm	6.34 dm ³	2674.00 g
4008321700346	OTe 15/220...240/350 PC	Shipping carton box 20	229 mm x 94 mm x 274 mm	5.90 dm ³	1382.00 g
4008321978349	OTe 20/220...240/350 PC	Shipping carton box 20	229 mm x 94 mm x 274 mm	5.90 dm ³	2308.00 g
4008321978363	OTe 20/220...240/700 PC	Shipping carton box 20	229 mm x 94 mm x 274 mm	5.90 dm ³	2308.00 g
4008321825520	OTe 35/220...240/700 PC	Shipping carton box 10	166 mm x 98 mm x 276 mm	4.49 dm ³	1812.00 g

The mentioned product code describes the smallest quantity unit which can be ordered. One shipping unit can contain one or more single products. When placing an order, for the quantity please enter single or multiples of a shipping unit.

Disclaimer

Subject to change without notice. Errors and omission excepted. Always make sure to use the most recent release.