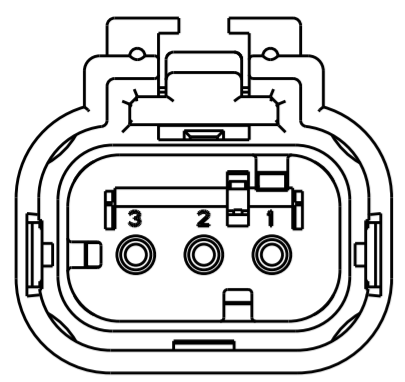
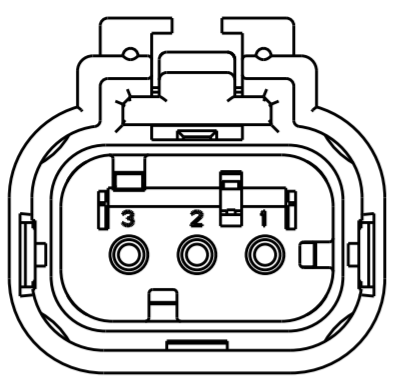


THIS DRAWING IS UNPUBLISHED. RELEASED FOR PUBLICATION 20  
 © COPYRIGHT 20 BY - ALL RIGHTS RESERVED.

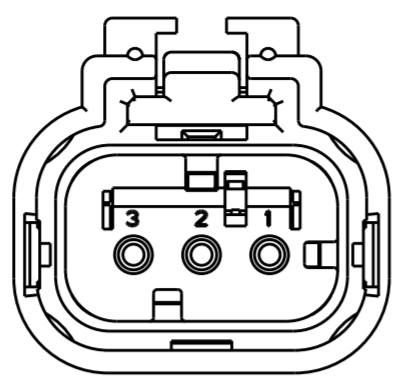
REVISIONS				
P	LTR	DESCRIPTION	DATE	APVD
F		REVISED PER ECO-13-019095	05DEC2013	DR RB



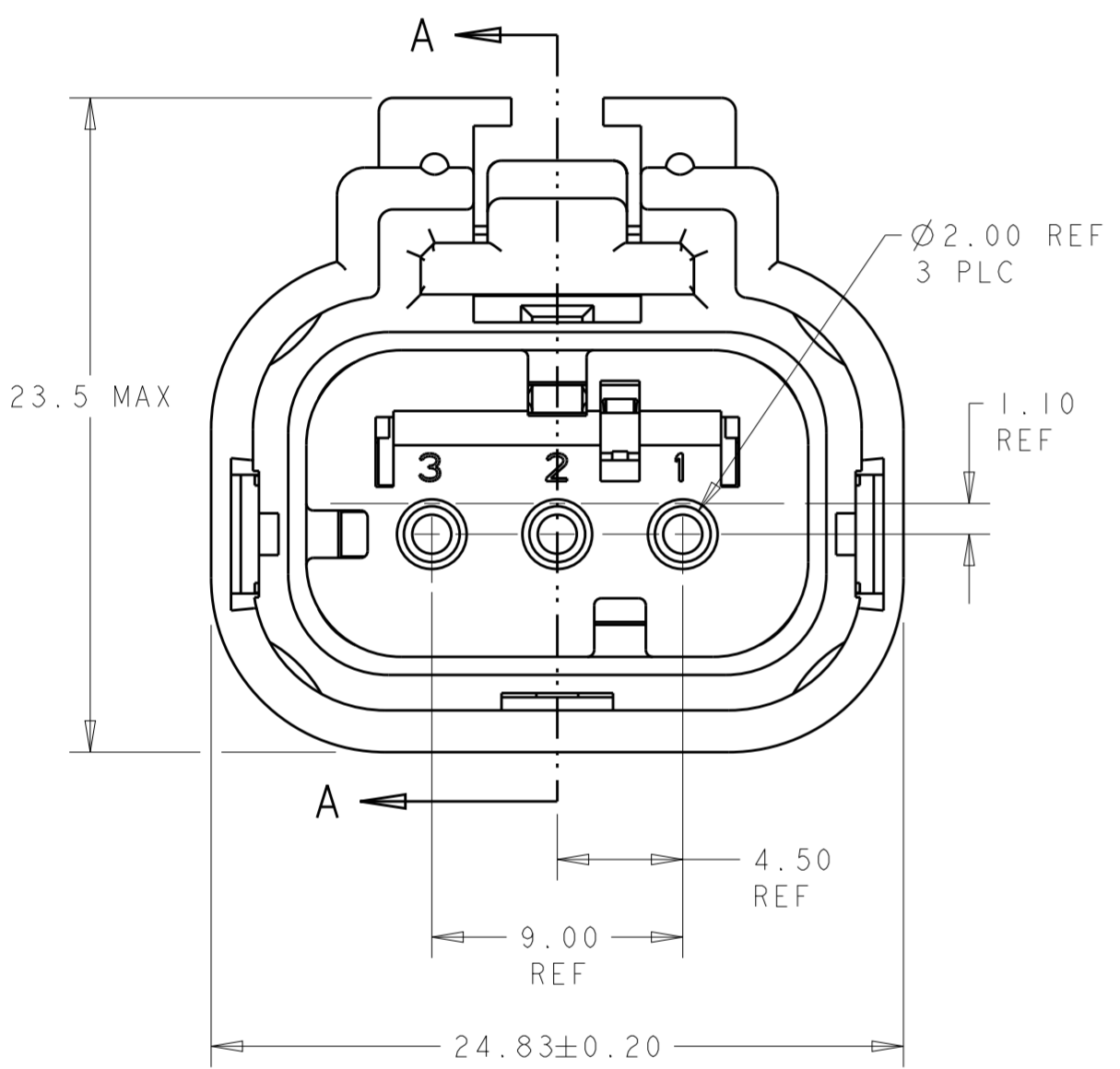
776429-2  
SCALE 2:1  
KEY B



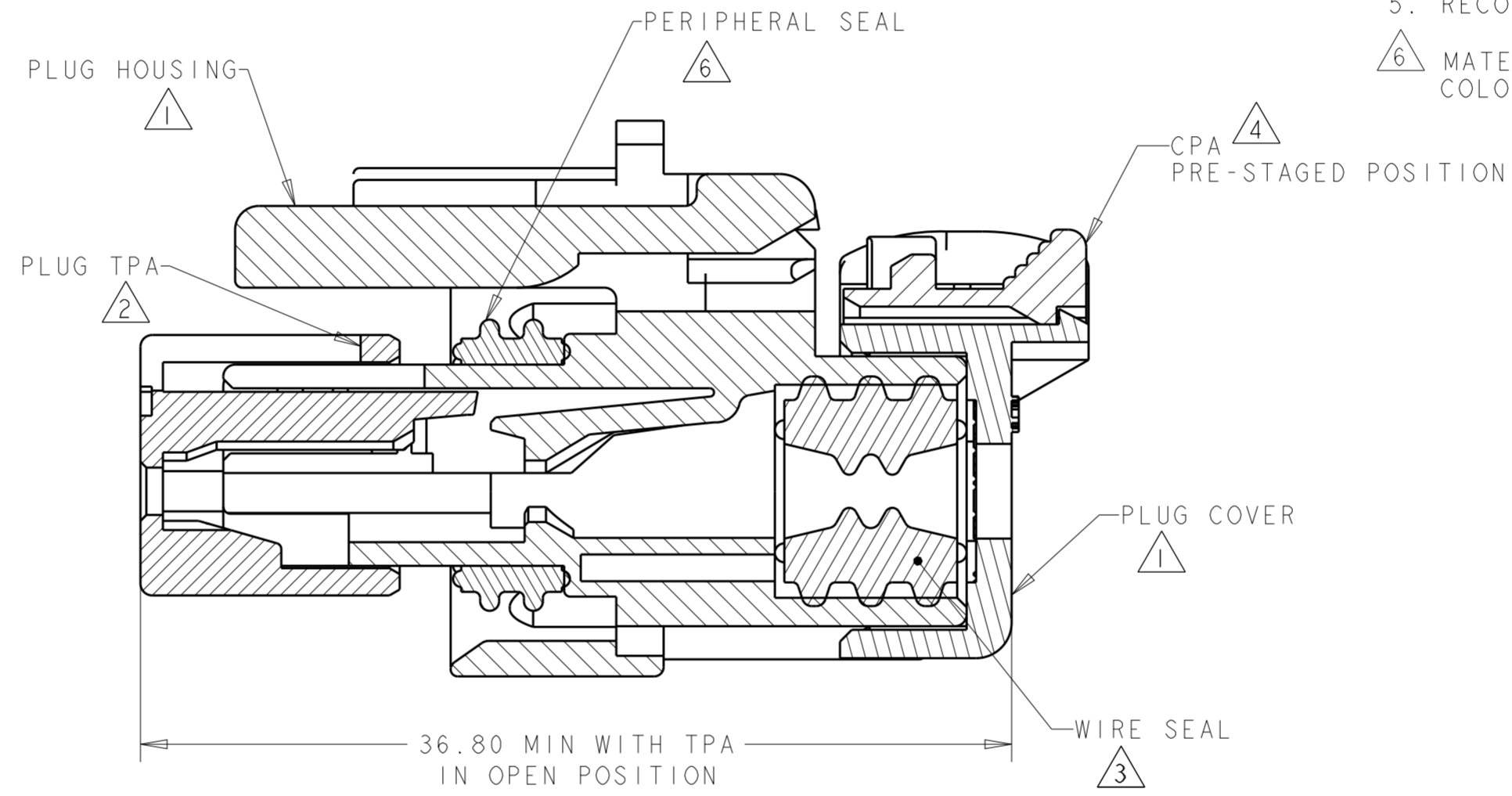
776429-3  
SCALE 2:1  
KEY C



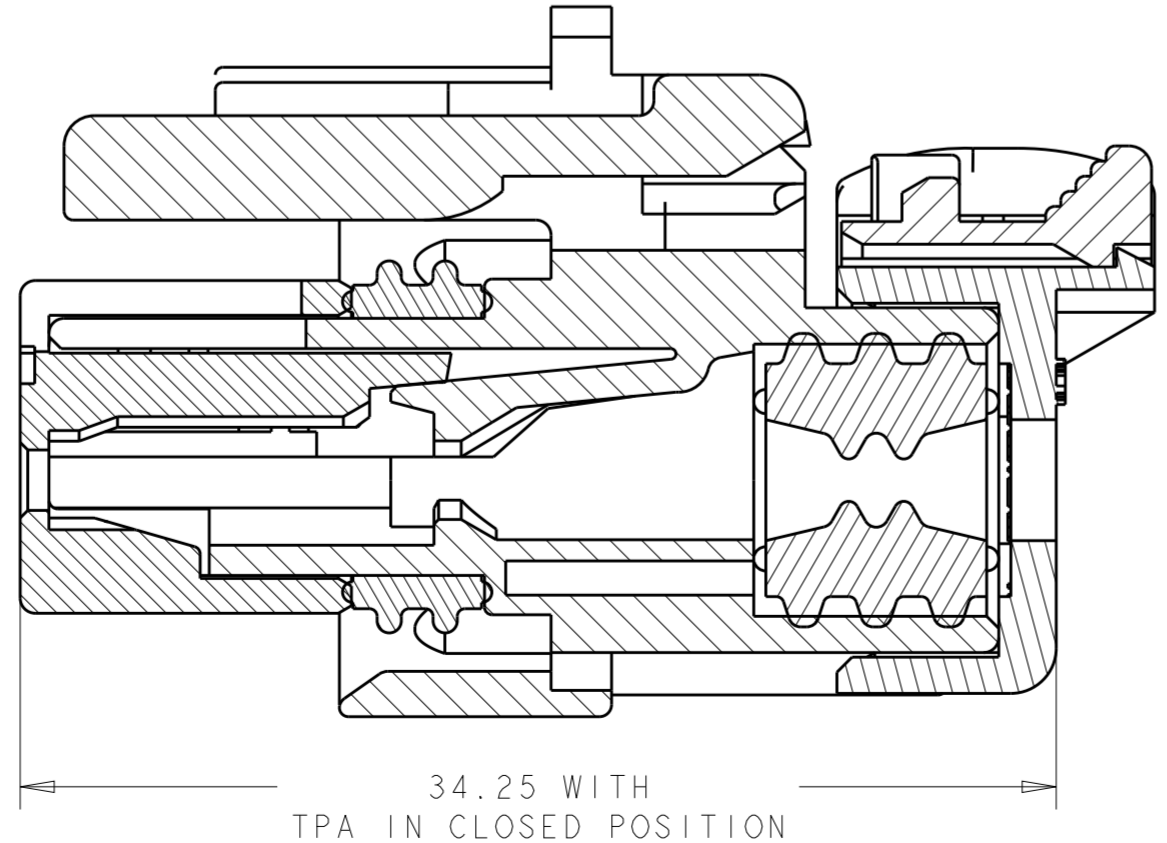
776429-4  
SCALE 2:1  
KEY D



776429-1 SHOWN  
KEY A

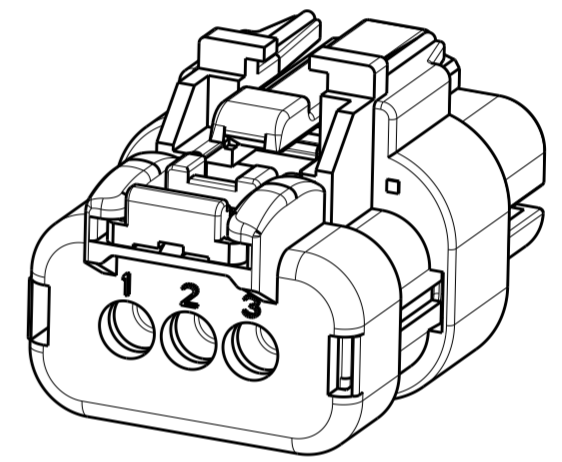


SECTION A-A

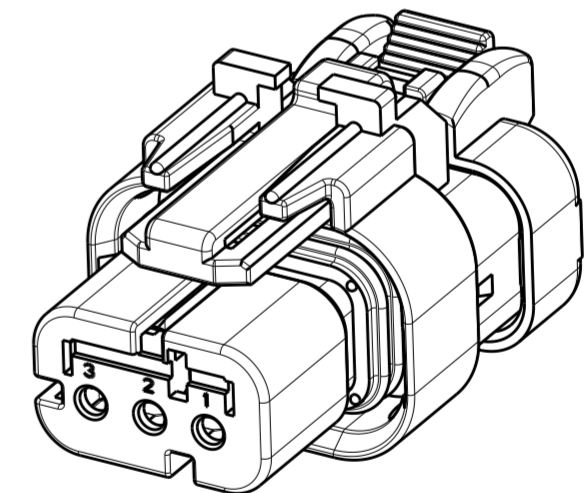


SECTION A-A

- 1 MATERIAL: 15% GLASS FILLED THERMOPLASTIC  
COLOR: BLACK
- 2 MATERIAL: 15% GLASS FILLED THERMOPLASTIC  
COLOR: (SEE TABLE)
- 3 MATERIAL: SILICONE  
COLOR: GREEN
- 4 MATERIAL: 15% GLASS FILLED THERMOPLASTIC  
COLOR: RED
- 5. RECOMMENDED WIRE DIAMETER RANGE IS 2.18 TO 3.67mm.
- 6 MATERIAL: SILICONE  
COLOR: TAN



SCALE 2:1



SCALE 2:1

D	GREEN	776429-4
C	YELLOW	776429-3
B	GRAY	776429-2
A	RED	776429-1
KEY	TPA COLOR	PART NUMBER

THIS DRAWING IS A CONTROLLED DOCUMENT.		DWN AJ GRAFF 22FEB00	TE Connectivity															
DIMENSIONS: mm		CHK R GREINER 11DEC01																
TOLERANCES UNLESS OTHERWISE SPECIFIED:		APVD M TRULLI 11DEC01	NAME PLUG ASSEMBLY, 3 POSITION, SINGLE ROW AMPSEAL 16															
<table border="1"> <tr><td>0 PLC</td><td>±</td></tr> <tr><td>1 PLC</td><td>±</td></tr> <tr><td>2 PLC</td><td>±</td></tr> <tr><td>3 PLC</td><td>±</td></tr> <tr><td>4 PLC</td><td>±</td></tr> <tr><td>ANGLES</td><td>±</td></tr> <tr><td>FINISH</td><td>-</td></tr> </table>		0 PLC	±	1 PLC	±	2 PLC	±	3 PLC	±	4 PLC	±	ANGLES	±	FINISH	-	PRODUCT SPEC 108-2184	SIZE A200779	
0 PLC	±																	
1 PLC	±																	
2 PLC	±																	
3 PLC	±																	
4 PLC	±																	
ANGLES	±																	
FINISH	-																	
MATERIAL		APPLICATION SPEC 114-13065	DRAWING NO C-776429															
		WEIGHT 10	RESTRICTED TO															
		Customer Drawing	SCALE 4:1 SHEET OF REV F															