

## Product Overview

### Metal Hybrid PPTC Devices with Thermal Activation (MHP-TA Series)

Resettable overtemperature protection for Lithium Polymer (LiP) and prismatic cells used in various portable electronic applications.



## KEY FEATURES

- 9V<sub>DC</sub> rating
- Two levels of current carrying capacity:  
low current (approximately 6A hold current @25°C)  
high current (approximately 15A hold current @25°C)
- Multiple activation temperature ratings (72°C, 77°C, 82°C, 85°C, 90°C)
- Miniature size allows for compact battery pack designs

The rapidly expanding market for ultra-thin portable electronic devices such as media tablets and ultra-thin PCs has created demand for very thin, low-profile, light-weight and high-capacity Lithium Polymer (LiP) and prismatic cells.

A new MHP (Metal Hybrid PPTC) device, the MHP-TA, offers a 9V<sub>DC</sub> rating and a higher current rating than typical battery strap devices to meet the battery safety requirements of higher-capacity LiP and prismatic batteries found in the latest tablet and ultra-thin computing products. Hybrid MHP technology connects a bimetal protector in parallel with a PPTC (polymeric positive temperature coefficient) device. The resulting MHP-TA device helps provide resettable overtemperature protection, while utilizing the PPTC device to act as a heater and to help keep the bimetal latched until the fault is removed.

## APPLICATIONS

- Battery cell protection for high-capacity Lithium Polymer and prismatic cells used in:
  - Media tablets
  - Ultra-thin notebook PCs
  - E-readers

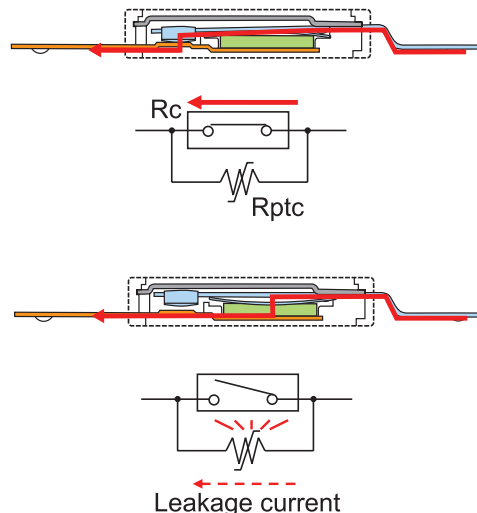
## BENEFITS

- Capable of handling the higher voltages and battery discharge rates found in high-capacity LiP and prismatic cell applications.
- Provides resettable overtemperature protection in high-capacity LiP and prismatic cell applications.

## DESIGN CONCEPT

In normal operation, current passes through the bimetal contact due to its low contact resistance. During an abnormal event, the device reacts to the rise in cell temperature causing the bimetal contact to open at the specified temperature and its contact resistance to increase.

At this point, the current shunts to the lower resistance PPTC which acts as a heater and helps keep the bimetal protector open and in a latched position until the fault is removed.



ELECTRICAL CHARACTERISTICS (TYPICAL)

Low Current Type:

Typical Electrical Rating (25°C)
Contact rating: DC9V/12A (6000 cycles)
Max. breaking current: DC5V/40A (100 cycles)

Model Number	Rating	Operation Temperature		Reset Temperature		Reference Resistance	
	[°C]	[°C]		[°C]		[mohms] 25°C	
	Nominal	Min	Max	Min	ΔT <sup>1</sup>	Typ	Max
MHP-TA6-9-72	72	67	77	≥40	≥7	10	15
MHP-TA6-9-77	77	72	82	≥40	≥10	10	15
MHP-TA6-9-82	82	77	87	≥40	≥10	10	15
MHP-TA6-9-85	85	80	90	≥40	≥10	10	15

<sup>1</sup> ΔT is the minimum temperature differential between the actual operation temperature of the device and the reset temperature.

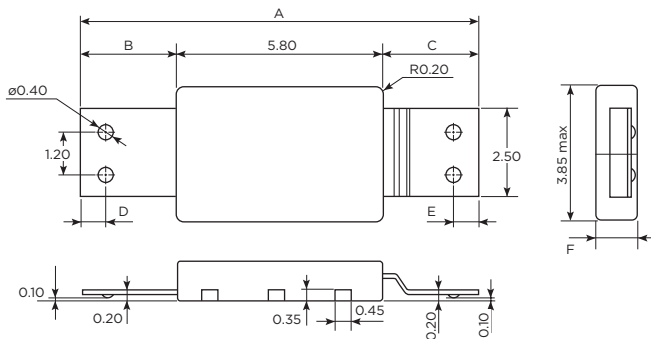
High Current Type:

Typical Electrical Rating (25°C)
Contact rating: DC9V/25A (6000 cycles)
Max. breaking current: DC5V/80A (100 cycles)

Model Number	Rating	Operation Temperature		Reset Temperature		Reference Resistance	
	[°C]	[°C]		[°C]		[mohms] 25°C	
	Nominal	Min	Max	Min	ΔT <sup>1</sup>	Typ	Max
MHP-TA15-9-72	72	67	77	≥40	≥7	2.5	5.0
MHP-TA15-9-77	77	72	82	≥40	≥10	2.5	5.0
MHP-TA15-9-82	82	77	87	≥40	≥10	2.5	5.0
MHP-TA15-9-85	85	80	90	≥40	≥10	2.5	5.0
MHP-TA15-9-90	90	85	95	≥40	≥10	2.5	5.0

<sup>1</sup> ΔT is the minimum temperature differential between the actual operation temperature of the device and the reset temperature.

DIMENSIONS IN MILLIMETERS



A		B		C		D		E		F
Min	Max	Min	Max	Min	Max	Min	Max	Min	Max	Typ
10.9	11.4	2.6	2.8	2.6	2.8	0.6	0.8	0.6	0.8	1.15

Unless otherwise specified, all tolerances are ±0.1mm.  
• Corner tolerance should be less than 0.15mm.

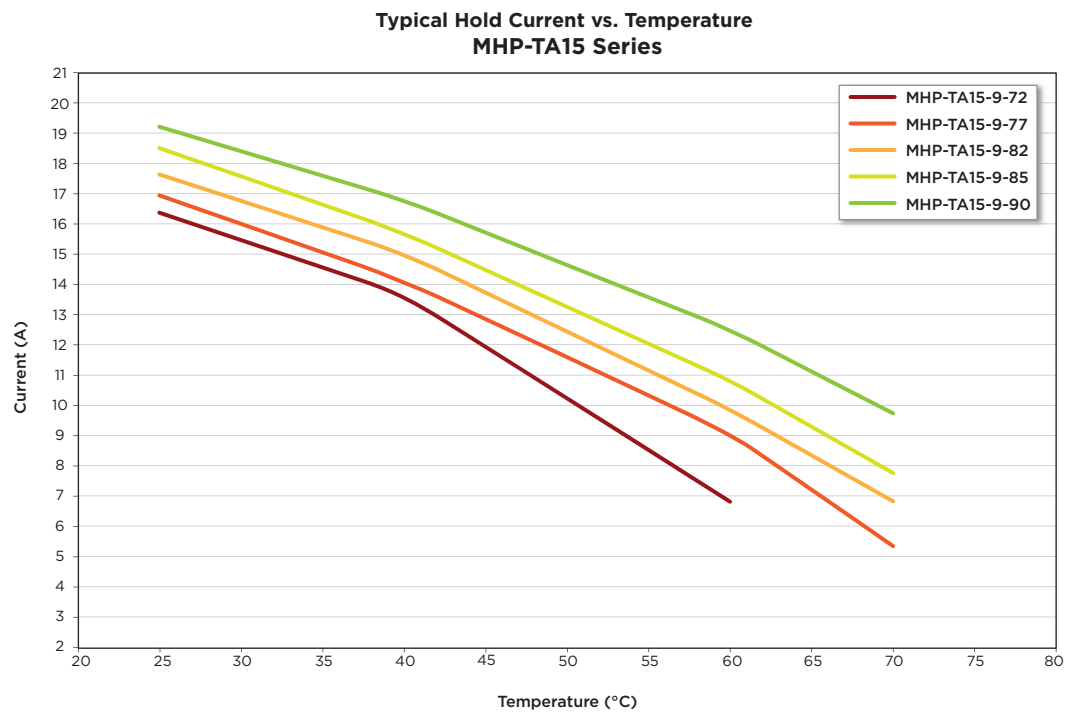
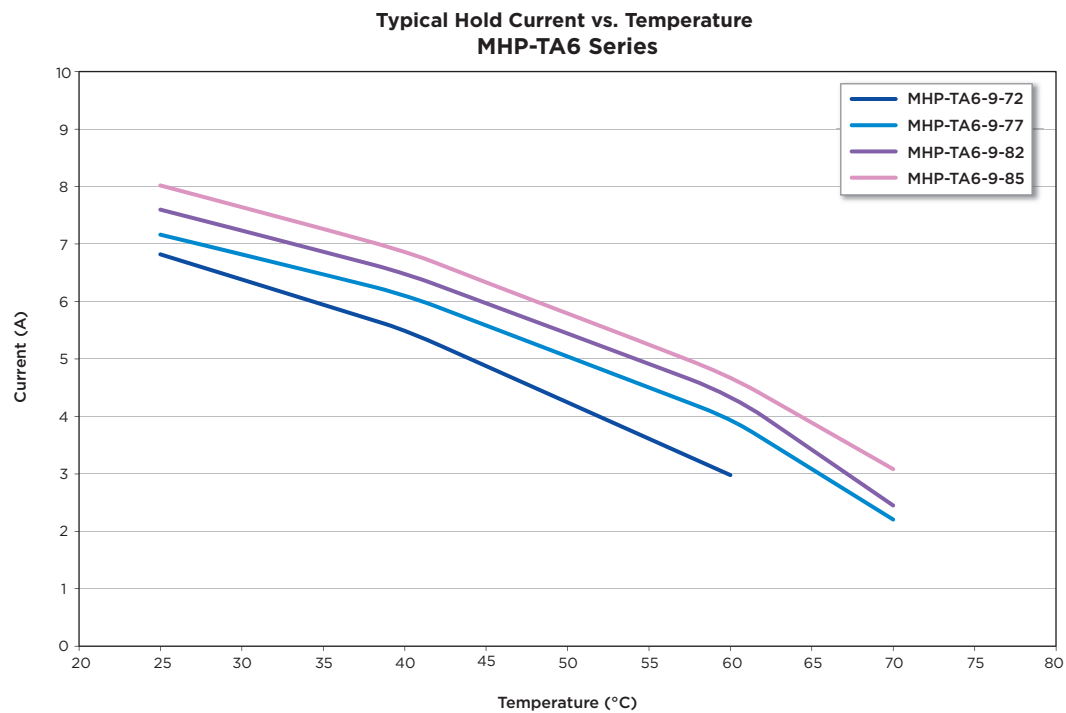
MARKING INFORMATION

□□□□□□ — Lot Identification  
□□TE — Control Number, Company Logo  
MHP-TA□-□-□□ — Part Name

AGENCY RECOGNITIONS

UL873

HOLD CURRENT VS. TEMPERATURE CURVES



## FOR MORE INFORMATION

[te.com/MHP-Launch/](http://te.com/MHP-Launch/)

### TE Circuit Protection

308 Constitution Drive  
Menlo Park, CA USA 94025-1164  
Tel : (800) 227-7040, (650) 361-6900  
Fax : (650) 361-4600  
Email : [MHP@TE.COM](mailto:MHP@TE.COM)

[www.circuitprotection.com](http://www.circuitprotection.com)  
[www.circuitprotection.com.hk](http://www.circuitprotection.com.hk) (Chinese)  
[www.te.com/japan/bu/circuitprotection/](http://www.te.com/japan/bu/circuitprotection/) (Japanese)

#### Brazil

Tel : 55-11-2103-6090  
Fax : 55-11-2103-6216

**UK / Eire / Benelux / Israel /  
South Africa / Nordic / Baltic / Others**  
Tel : 49-89-6089485  
Fax : 49-89-6089394

**Germany / Austria / Switzerland /  
Eastern Europe / Russia**  
Tel : 49-89-6089584  
Fax : 49-89-6089394

**France/ Italy / Iberia /  
Greece / Turkey**  
Tel : 33-1-34208455  
Fax : 33-1-34208479

#### Japan

Tel : 81-44-844-8130  
Fax : 81-44-844-8040

#### Korea

Tel : 82-2-3415-4654  
Fax : 82-2-3486-1786

#### Taiwan

Tel : 886-2-8768-2788 x 211  
Fax : 886-2-8768-1277

#### China, Hong Kong

Tel : 852-2738-8181  
Fax : 852-2735-1185

#### China, Beijing

Tel : 86-10-6569-3488 x 16526  
Fax : 86-10-6569-3206

#### China, Shanghai

Tel : 86-21-6106-7379  
Fax : 86-21-6485-3255

#### China, Shenzhen / Guangzhou

Tel : 86-755-2515-4797  
Fax : 86-755-2598-0419

#### Australia / Philippines

Tel : 63-2-988-9465  
Fax : 63-2-848-0205

#### Singapore / Indonesia

**Thailand / Malaysia / Vietnam**  
Tel : 60-4-8102112  
Mobile : 60-194725628  
Fax : 60-4-6433288

#### India

Tel : 91-80-4161-3745  
Mobile : 91-99-0248-8886

Part numbers in this brochure are RoHS Compliant\*, unless marked otherwise.  
\*as defined [www.te.com/leadfree](http://www.te.com/leadfree)

**te.com**

© 2012 Tyco Electronics Corporation, a TE Connectivity Ltd. Company. All Rights Reserved.  
RCP0136E 12/2012

TE Connectivity and TE connectivity (logo) are trademarks. Other logos, product and/or company names might be trademarks of their respective owners.

While TE has made every reasonable effort to ensure the accuracy of the information in this brochure, TE does not guarantee that it is error-free, nor does TE make any other representation, warranty or guarantee that the information is accurate, correct, reliable or current. TE reserves the right to make any adjustments to the information contained herein at any time without notice. TE expressly disclaims all implied warranties regarding the information contained herein, including, but not limited to, any implied warranties of merchantability or fitness for a particular purpose. The dimensions in this catalog are for reference purposes only and are subject to change without notice. Specifications are subject to change without notice. Consult TE for the latest dimensions and design specifications.

