

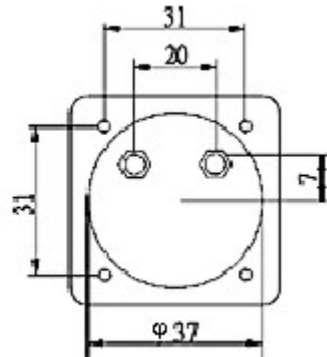
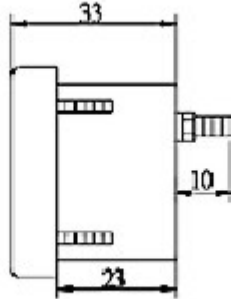
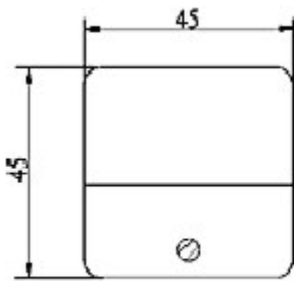
Panel Meters

Moving Coil Meters



Specifications:

- Movement : Moving coil type
- Measuring range : 90°C
- Pointer : 0.4 m / m
- Pointer colour : Red / Black
- Pointer position : Left zero hand
- Scale : Aluminium
- Coil resistance : 1,500 Ω ±10%
- Current sensitivity : DC 100 uA ±2.5%
- Friction tolerance : ±0.4 m / m
- Balance : Within the pointer width ±0.4 m / m vertically and horizontally
- Over current : Within 5 items of rate current
- Operation temperature : Between -20°C and +60°C
- Zero position difference : Within width of pointer
- + Terminal : Right side when seen from front Class 2.5.



Specification Table

Type	Full Scale Deflection	Case Dimension	Part Number
Ammeters	1 mA	45 × 45	SD38/0-1MA
	20 mA		SD38/0-20MA
	500 mA		SD38/0-500MA
	1 A		SD38/0-1A
	3 A		SD38/0-3A
	5 A		SD38/0-5A
Voltmeters	15 V	SD38/0-15V	
	30 V	SD38/0-30V	

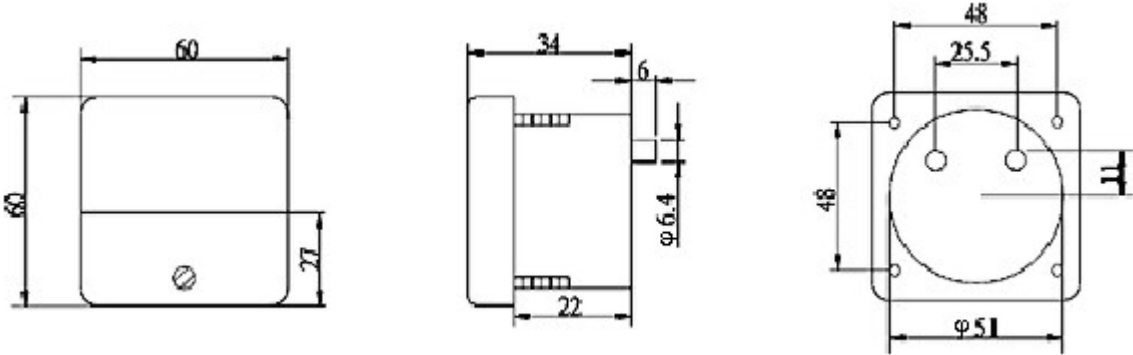
Dimensions : Millimetres



Panel Meters



Moving Coil Meters



Specification Table

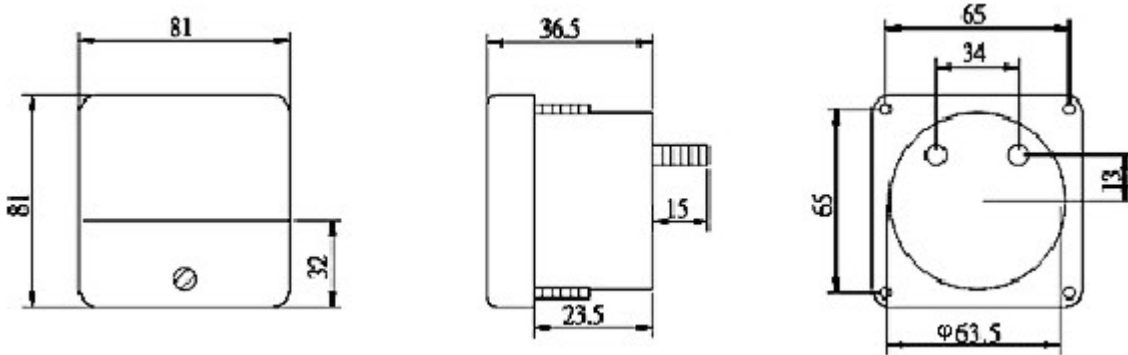
Type	Full Scale Deflection	Case Dimension	Part Number
Ammeters	1 mA	60 × 60	SD60/0-1MA
	20 mA		SD60/0-20MA
	1 A		SD60/0-1A
	5 A		SD60/0-5A
	10 A		SD60/0-10A
	15 A		SD60/0-15A
	30 A		SD60/0-30A
	50 A		SD60/0-50A
Voltmeters	15 V		SD60/0-15V
	30 V		SD60/0-30V
	300 V	SD60/0-300V	

Dimensions : Millimetres



Panel Meters

Moving Coil Meters



Specification Table

Type	Full Scale Deflection	Case Dimension	Part Number
Ammeters	1 mA	81 × 81	SD80/0-1MA
	10 A		SD80/0-10A
	30 A		SD80/0-30A
	50 A		SD80/0-50A
Voltmeters	15 V		SD80/0-15V
	30 V		SD80/0-30V
	300 V		SD80/0-300V

Dimensions : Millimetres

Important Notice : This data sheet and its contents (the "Information") belong to the members of the Premier Farnell group of companies (the "Group") or are licensed to it. No licence is granted for the use of it other than for information purposes in connection with the products to which it relates. No licence of any intellectual property rights is granted. The Information is subject to change without notice and replaces all data sheets previously supplied. The Information supplied is believed to be accurate but the Group assumes no responsibility for its accuracy or completeness, any error in or omission from it or for any use made of it. Users of this data sheet should check for themselves the Information and the suitability of the products for their purpose and not make any assumptions based on information included or omitted. Liability for loss or damage resulting from any reliance on the Information or use of it (including liability resulting from negligence or where the Group was aware of the possibility of such loss or damage arising) is excluded. This will not operate to limit or restrict the Group's liability for death or personal injury resulting from its negligence. Multicomp is the registered trademark of the Group. © Premier Farnell plc 2012.

METER COIL RESISTANCE

Ω RANGE	ITEM			
	SD-38	SD-60	SD-80	SD-506
DC 100uA	1500 Ω	1500 Ω	1500 Ω	
DC 1mA	40 Ω	40 Ω	40 Ω	
DC 20mA	40 Ω	40 Ω		
DC 500mA	40 Ω			
DC 1A	6 Ω	6 Ω	6 Ω	
DC 3A	6 Ω			
DC 5A	6 Ω	6 Ω	6 Ω	0.01 Ω
DC 10A		6 Ω	6 Ω	0.01 Ω
DC 15A		6 Ω		0.01 Ω
DC 20A				0.01 Ω
DC 30A		6 Ω	6 Ω	
DC 50A		6 Ω	6 Ω	
DC 12V				1.3K Ω
DC 15V	40 Ω	40 Ω	40 Ω	2.3K Ω
DC 24V				3K Ω
DC 30V	40 Ω	40 Ω	40 Ω	3K Ω
DC 300V		40 Ω	40 Ω	

**P.S. ** SD-301 : 650 Ω ±10%, 500uA ±15% (STANDARD) OR
ACCORDING TO YOUR SPECIFICATION.

THREAD SIZE OF SCREWS

	SD-38	SD-60	SD-80
A	3 x 5 , P:0.5	5/32x1/4, 32W	5mm, P: 0.9
B	2.3x12, P:0.4	1/8x1/2, 40W	1/8x1/2, 40W

A : INPUT TERMINALS

B : FOUR LEGS FOR INSTALLATION