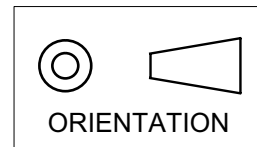
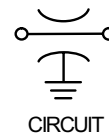
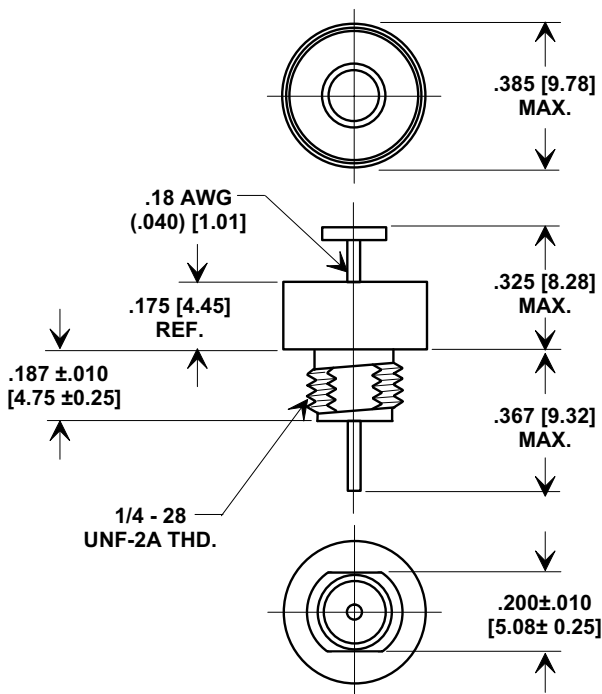


MARKETING SALES DRAWING
DIMENSIONS IN INCHES - DO NOT SCALE THIS DRAWING
DIMENSIONS IN METRIC - []

This drawing is the property of Tusonix, Inc., and may not be used, reproduced, published or disclosed to others without expressed authorization by Tusonix Inc.

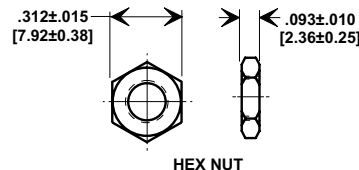
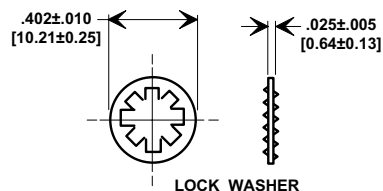


Electrical Testing
per Tusonix standard
test plans and Mil-Std-202
Test Methods.



NOTES:

- TUSONIX STANDARD PART NUMBER: 4600-000.
 TUSONIX RoHS COMPLIANT PART NUMBER: 4600-000 LF.
 CUSTOMER MUST SPECIFY STANDARD OR RoHS PART NUMBER WHEN ORDERING.
- MATERIALS:**
 BUSHING - TIN PLATED STEEL
 LEAD FINISH: STANDARD PART: SOLDER PLATED COPPER.
 RoHS PART: SILVER PLATED COPPER.
 NUT - TIN PLATED BRASS
 L"WASHER - TIN PLATED PHOSPHOR BRONZE
- PART MARKING: TRADEMARK AND VARIATION NUMBER.**
 STANDARD PART: BLACK INK. RoHS PART: GREEN INK.
- MOUNTING TORQUE: 8 lb - ins. max**
- DCR - .01Ω max.
- MAX. SOLDER TEMPERATURE 500°F



MIN. CAP (UF)	DWV (VDC)	I.R. MIN. @ 100 (VDC.)	WORKING VOLTAGE D.C.		CURRENT DC (AMPS)	MIN. NO LOAD INSERTION LOSS (dB) @ 25°C PER MIL-STD-220						TEMP. CHARAC.
			85°C	125°C		30 KHz	100 KHz	300 KHz	1 MHz	10 MHz	1 GHz	
1.4	300	10 G Ω	100	70	15	15	25	34	44	60	70	X7W

REVISION RECORD Original Release C.O. 6769 METRIC DIMS & NOTES ADDED. E.C. 7-17-92 6789 WDC REVISED 100 & 70 WERE 80 & 50. L.E. 10-26-92 6992 RDN TO COMP FMT. S.M. 02-14-02 2002013-4-04 WORKING VOLTAGE REV'D 100, 70 WERE 80, 50 & TEMP. CHARAC. ADDED 20020903-1-01 ADDED AND REVISED NOTES. S.M. 09-06-06 20060905-3-01	--TOLERANCES-- Unless Otherwise Specified DECIMAL ± ANGLES ±						Title COAXIAL BROADBAND - "C"					
	Drawn S.M. 02-14-02						Scale 2 X					
	Approved T.C. 02-14-02											
	TUSONIX TUCSON, ARIZONA						A					
							4600-000					

X-2015 Rev-0