

## Panel feed-through - SACC-8P-DSI-M12MS/FS-M16 - 1551697

Please be informed that the data shown in this PDF Document is generated from our Online Catalog. Please find the complete data in the user's documentation. Our General Terms of Use for Downloads are valid (<http://download.phoenixcontact.com>)



Sensor/actuator control cabinet feed-through, male to female, 8-pos., M12, shielded, bipolar/screw mounting with M16 thread



### Key commercial data

Packing unit	1 pc
GTIN	 4 046356 156202
Weight per Piece (excluding packing)	31.0 g
Custom tariff number	85366990
Country of origin	Czech Republic

### Technical data

#### Ambient conditions

Ambient temperature (operation)	-25 °C ... 85 °C (Plug / socket)
	-40 °C ... 85 °C (without mechanical actuation)
Degree of protection	IP67

#### General

Note	The electrical and mechanical data specified assume that the connector pair is correctly locked and mounted. If the connector is unlocked and if there is a danger of contamination, the connector must be sealed using a protective cap > IP54. Influences arising from litz wires, cables or PCB assembly must also be taken into consideration.
Rated current at 40°C	2 A
Rated voltage	30 V
Number of positions	8
Contact resistance	≤ 3 mΩ
Insulation resistance	≥ 100 MΩ
Coding	A - standard
Standards/regulations	M12 connector IEC 61076-2-101
Status display	No
Surge voltage category	II

# Panel feed-through - SACC-8P-DSI-M12MS/FS-M16 - 1551697

## Technical data

### General

Pollution degree	3
Connection method	Individual wires
Insertion/withdrawal cycles	> 100
Torque	3 Nm ... 4 Nm (Einbauseitig)
Mounting type	Bipolar mounting M16 x 1.5

### Material

Inflammability class according to UL 94	HB
Contact material	CuZn
Contact surface material	Au
Contact carrier material	PA 66
Material, knurls	Nickel-plated brass
Sealing material	FKM

### Cable

Conductor cross section	0.25 mm <sup>2</sup>
Conductor structure signal line	14x 0.15 mm
Core diameter including insulation	1.15 mm ±0.07 mm
Thickness, insulation	0.21 mm
Insulation resistance	≥ 20 MΩ*km
Conductor resistance	≤ 57.6 mΩ/m
Nominal voltage, cable	300 V
Test voltage, cable	2000 V AC
Ambient temperature (operation)	-40 °C ... 85 °C (cable, fixed installation)
	-25 °C ... 85 °C (cable, flexible installation)

## Classifications

### eCl@ss

eCl@ss 4.0	27250313
eCl@ss 4.1	27250313
eCl@ss 5.0	27143423
eCl@ss 5.1	27143423
eCl@ss 6.0	27143423
eCl@ss 7.0	27449001
eCl@ss 8.0	27449001

### ETIM

ETIM 3.0	EC002061
ETIM 4.0	EC002062
ETIM 5.0	EC002062

## Panel feed-through - SACC-8P-DSI-M12MS/FS-M16 - 1551697

### Classifications

#### UNSPSC

UNSPSC 6.01	31251501
UNSPSC 7.0901	31251501
UNSPSC 11	31251501
UNSPSC 12.01	31251501
UNSPSC 13.2	31251501

### Approvals

#### Approvals

Approvals

GOST / GOST

Ex Approvals

Approvals submitted

#### Approval details

GOST 

GOST 

### Accessories

Accessories

Protective cap

Screw plug - PROT-M12 - 1680539



An M12 screw plug for the unoccupied M12 sockets of the sensor/actuator cable, boxes and flush-type connectors

## Panel feed-through - SACC-8P-DSI-M12MS/FS-M16 - 1551697

### Accessories

Sealing cap - PROT-M12 FS - 1560251



M12 sealing cap for unoccupied M12 plugs of the sensor/actuator cable, flush-type plugs and I/O devices in the field

Screw plug - PROT-M12 SH - 1503302



An M12 screw plug for the unoccupied M12 sockets of the shielded sensor/actuator cable, boxes and flush-type connectors

Sealing cap - PROT-M12 FS-M - 1430488



M12 metal sealing cap for unoccupied M12 plugs of the sensor/actuator cable, flush-type plugs and I/O devices in the field

### Seal

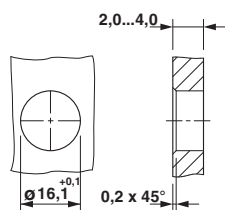
Flat gasket - SACC-M16-SEAL CLM - 1430394



M16 flat gasket, for rear mounting of M12 flush-type connectors with M16 fastening thread

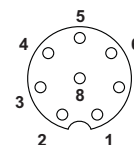
### Drawings

Dimensioned drawing



Panel cutout

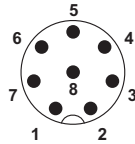
Schematic diagram



Pin assignment M12 socket, 8-pos., A-coded, view female side

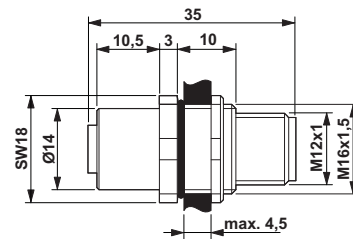
## Panel feed-through - SACC-8P-DSI-M12MS/FS-M16 - 1551697

Schematic diagram




Pin assignment M12 plug, 8-pos., view plug side

Dimensioned drawing



Circuit diagram



Contact assignment of the M12 plug and the M12 socket