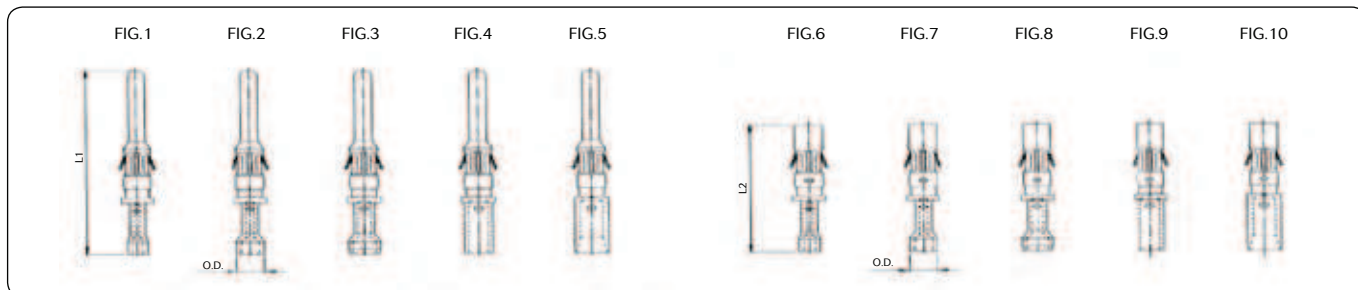




RC/RM machined contacts size 16

Standard RM/RC crimp contacts: Contact size 16 - Pin Ø1.6mm (.063")



Dimensional table - Standard RM/RC contacts

Part numbers				Wire size		Max. wire Ø	Max. insul. Ø	Wire strip length	O.D.**	L1	L2
Male contact	Fig.	Female contact	Fig.	AWG	mm ²						
RM28M1(*)	1	RC28M1(*)	6	30-28	0.05-0.08	0.55	1.1	4.8	1.90	26.2	18.2
RM24M9(*)	2	RC24M9(*)	7	26-24	0.13-0.20	0.8	1.6		2.55		
RM20M13(*)	3	RC20M13(*)	8	22-20	0.32-0.52	1.18	1.8		2.92		
RM20M12(*)		RC20M12(*)					2.2	2.92			
RM16M23(*)	4	RC16M23(*)	9	20-16	0.52-1.50	1.80	3.2	7.1	2.55	26.2	18.2
RM14M50(*)	5	RC14M50(*)	10	16-14	1.5-2.5	2.05			3.10		
RM14M30(*)	5	RC14M30(*)	10	16-14	1.5-2.5	2.28			3.10		

* Plating indication : See plating table

For machined contacts reeled on plastic carrier: put «K» in front of part number e.g. KRM16M13K



Dimensional table - Crimp RM/RC contacts

Comparison with standard RM / RC contacts

	GE1	GE3	GE7
RM contact (male contact)	+ 1 mm	-1 mm	-
RC contact (female contact)	+ 1.5 mm	-	-0.6 mm

Contact selector guide

	Standard RC contact	RM*GE1	RC*GE7
Standard RC contact	X		
Standard RM contact			Last Mate, First Break
RM*GE1	First Mate, Last Break	X	

  First Mate, Last Break contact can be used as grounding contact.

Note : all dimensions are in mm / ** Outer diameter

UTS : Your first choice in waterproof connectors !