


# Shielded Power Inductors - LPS3015



- Very low DCR; excellent current handling
- Miniature 3.0 x 3.0 mm footprint; less than 1.5 mm tall

**Core material** Ferrite

**Core and winding loss** See [www.coilcraft.com/coreloss](http://www.coilcraft.com/coreloss)

**Environmental** RoHS compliant, halogen free

**Terminations** RoHS compliant matte tin over nickel over silver. Other terminations available at additional cost.

**Weight** 40 – 45 mg

**Ambient temperature** –40°C to +85°C with Irms current, +85°C to +125°C with derated current

**Storage temperature** Component: –40°C to +125°C. Tape and reel packaging: –40°C to +80°C

**Resistance to soldering heat** Max three 40 second reflows at +260°C, parts cooled to room temperature between cycles

**Moisture Sensitivity Level (MSL)** 1 (unlimited floor life at <30°C / 85% relative humidity)

**Failures in Time (FIT) / Mean Time Between Failures (MTBF)** 38 per billion hours / 26,315,789 hours, calculated per Telcordia SR-332

**Packaging** 1000/7" reel; 3500/13" reel; Plastic tape: 12 mm wide, 0.26 mm thick, 8 mm pocket spacing, 1.65 mm pocket depth

**Recommended pick and place nozzle** OD: 3 mm; ID: ≤ 1.5 mm

**PCB washing** Tested with pure water or alcohol only. For other solvents, see [Doc787\\_PCB\\_Washing.pdf](#).

Part number <sup>1</sup>	Inductance <sup>2</sup> ±20% (µH)	DCR max <sup>3</sup> (Ohms)	SRF typ <sup>4</sup> (MHz)	Isat (A) <sup>5</sup>			Irms (A) <sup>6</sup>	
				10% drop	20% drop	30% drop	20°C rise	40°C rise
LPS3015-102MR_	1.0	0.075	190	1.8	2.0	2.1	1.4	2.0
LPS3015-152MR_	1.5	0.100	140	1.8	2.1	2.2	1.3	1.7
LPS3015-182MR_	1.8	0.100	135	1.5	1.7	2.1	1.1	1.4
LPS3015-222MR_	2.2	0.110	110	2.0	2.0	2.1	1.1	1.4
LPS3015-332MR_	3.3	0.130	90	1.4	1.5	1.5	1.0	1.4
LPS3015-472MR_	4.7	0.200	79	1.1	1.2	1.2	0.90	1.2
LPS3015-682MR_	6.8	0.300	58	0.83	0.86	0.89	0.68	0.90
LPS3015-103MR_	10	0.440	48	0.60	0.69	0.73	0.55	0.75
LPS3015-153MR_	15	0.700	35	0.58	0.61	0.62	0.44	0.59
LPS3015-183MR_	18	0.750	33	0.56	0.58	0.59	0.43	0.58
LPS3015-223MR_	22	0.825	30	0.48	0.49	0.50	0.42	0.57
LPS3015-333MR_	33	1.30	23	0.39	0.41	0.42	0.35	0.48
LPS3015-473MR_	47	1.55	17	0.36	0.38	0.39	0.30	0.40
LPS3015-683MR_	68	2.35	14	0.29	0.30	0.31	0.25	0.33
LPS3015-104MR_	100	3.40	11	0.24	0.25	0.26	0.19	0.26
LPS3015-124MR_	120	4.65	9.0	0.21	0.22	0.22	0.17	0.23
LPS3015-154MR_	150	6.25	8.0	0.19	0.20	0.20	0.15	0.20
LPS3015-184MR_	180	8.60	7.5	0.16	0.17	0.17	0.13	0.175
LPS3015-224MR_	220	9.50	6.0	0.15	0.16	0.16	0.11	0.155

1. Please specify **termination** and **packaging** codes:

**LPS3015-333MRC**

**Termination:** R= RoHS compliant matte tin over nickel over silver.  
Special order, added cost:  
Q = RoHS tin-silver-copper (95.5/4/0.5)  
or P = non-RoHS tin-lead (63/37).

**Packaging:** C= 7" machine-ready reel. EIA-481 embossed plastic tape (1000 parts per full reel).

B= Less than full reel. In tape, but not machine ready. To have a leader and trailer added (\$25 charge), use code letter C instead.

D= 13" machine-ready reel. EIA-481 embossed plastic tape. Factory order only, not stocked (3500 per full reel).

2. Inductance tested at 100 kHz, 0.1 Vrms using an Agilent/HP 4192A. Inductance at 1 MHz is the same for parts with SRF ≥ 10 MHz.
3. DCR measured on a micro-ohmmeter.
4. SRF measured using Agilent/HP 8753ES or equivalent.
5. DC current that causes the specified inductance drop from its value without current.
6. Current that causes the specified temperature rise from 25°C ambient.
7. Electrical specifications at 25°C.  
Refer to Doc 362 "Soldering Surface Mount Components" before soldering.

Coilcraft **Designer's Kit C392** contains samples of 0.80 µH to 33 µH parts (3 each) from LPS3008, LPS3010 and LPS3015. **Kit C401** contains samples of 0.56 µH to 33 µH parts (3 each) from LPS4012 and LPS4018. **Kit C402** contains samples of 220 µH to 3300 µH parts (3 each) from all five series. For details of kit contents and to order, contact Coilcraft or visit <http://order.coilcraft.com>.



[www.coilcraft.com](http://www.coilcraft.com)

**US** +1-847-639-6400 [sales@coilcraft.com](mailto:sales@coilcraft.com)  
**UK** +44-1236-730595 [sales@coilcraft-europe.com](mailto:sales@coilcraft-europe.com)  
**Taiwan** +886-2-2264 3646 [sales@coilcraft.com.tw](mailto:sales@coilcraft.com.tw)  
**China** +86-21-6218 8074 [sales@coilcraft.com.cn](mailto:sales@coilcraft.com.cn)  
**Singapore** + 65-6484 8412 [sales@coilcraft.com.sg](mailto:sales@coilcraft.com.sg)

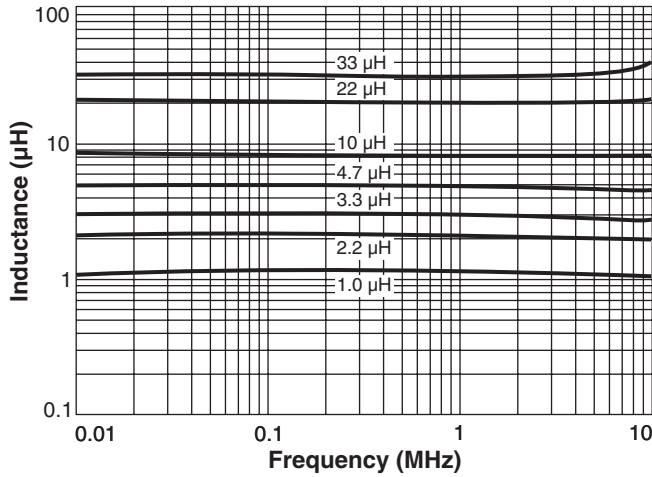
Document 436-1 Revised 08/02/13

© Coilcraft Inc. 2014

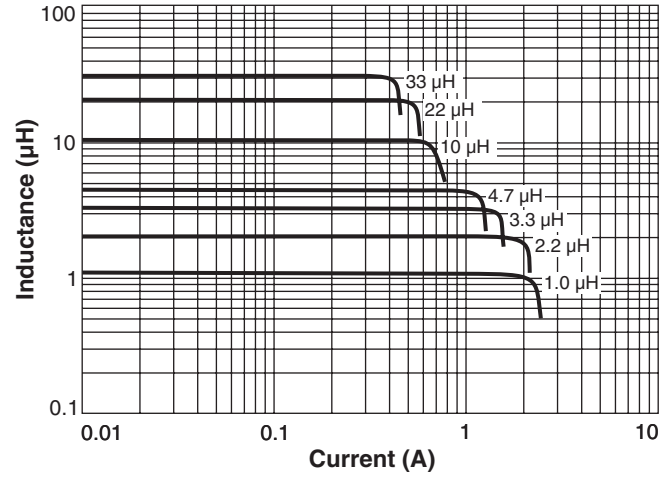
This product may not be used in medical or high risk applications without prior Coilcraft approval. Specification subject to change without notice. Please check web site for latest information.

# Shielded Power Inductors – LPS3015 Series

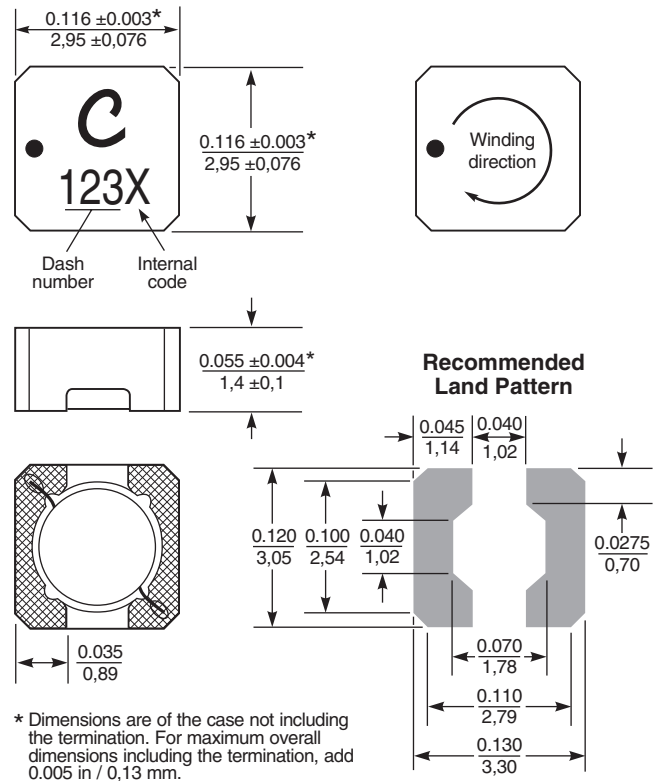
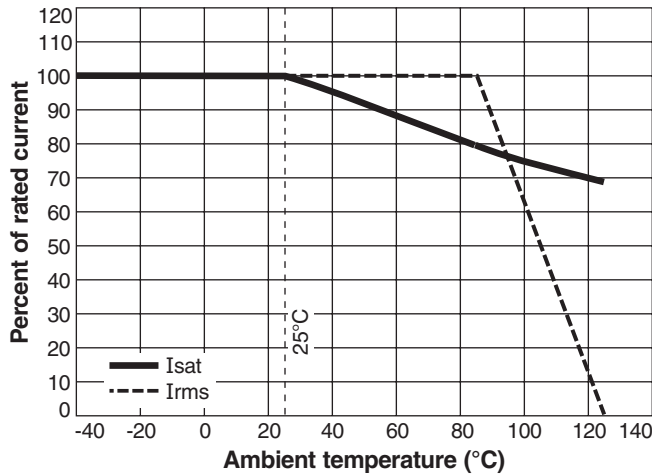
## Typical L vs Frequency



## Typical L vs Current



## Current Derating



**Packaging** 1000/7" reel; 3500/13" reel; Plastic tape: 12 mm wide, 0.26 mm thick, 8 mm pocket spacing, 1.65 mm pocket depth

**NOTE NEW PART ORIENTATION** Parts are rotated 90° in the packaging tape compared to previous versions of this product.

