

Features

- Formerly J. W. Miller® model
- High Q value
- Inductance range: 0.15 μ H to 33 μ H
- RoHS compliant*

Applications

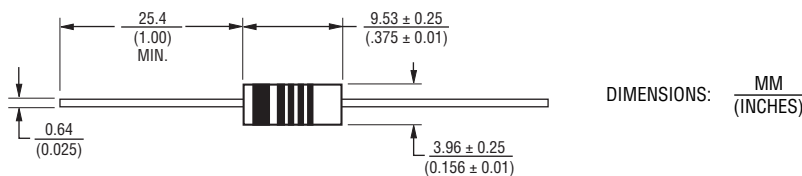
- Filters
- Output chokes

9310 Series Molded Axial Inductor

Electrical Specifications

Bourns Part No.	Inductance		Q Min.	Test Frequency (MHz)	SRF (MHz) Min.	DCR (Ω) Max.	Idc (mA)
	(μ H)	Tol. (%)					
9310-00-RC	0.15	± 20	50	25	525	0.030	2450
9310-02-RC	0.22	± 20	50	25	450	0.055	1900
9310-04-RC	0.33	± 20	45	25	360	0.090	1400
9310-06-RC	0.47	± 20	45	25	310	0.120	1225
9310-07-RC	0.56	± 10	50	25	280	0.135	1220
9310-08-RC	0.68	± 10	50	25	250	0.15	1100
9310-10-RC	0.82	± 10	50	25	220	0.22	900
9310-12-RC	1.0	± 10	50	25	200	0.29	830
9310-14-RC	1.2	± 10	33	7.9	180	0.42	650
9310-16-RC	1.5	± 10	33	7.9	160	0.50	600
9310-18-RC	1.8	± 10	33	7.9	150	0.65	525
9310-20-RC	2.2	± 10	33	7.9	135	0.95	435
9310-22-RC	2.7	± 10	33	7.9	120	1.20	385
9310-24-RC	3.3	± 10	33	7.9	110	2.00	300
9310-26-RC	3.9	± 10	33	7.9	100	2.30	280
9310-28-RC	4.7	± 10	33	7.9	90	2.60	260
9310-30-RC	5.6	± 10	45	7.9	60	0.32	750
9310-32-RC	6.8	± 10	50	7.9	55	0.50	600
9310-34-RC	8.2	± 10	50	7.9	50	0.60	545
9310-36-RC	10	± 10	55	7.9	45	0.90	445
9310-38-RC	12	± 10	65	2.5	42	1.1	404
9310-40-RC	15	± 10	65	2.5	40	1.4	370
9310-42-RC	18	± 10	75	2.5	34	2.3	280
9310-44-RC	22	± 10	75	2.5	30	2.5	265
9310-46-RC	24	± 10	60	2.5	26	2.5	265
9310-48-RC	27	± 10	60	2.5	25	2.6	260
9310-50-RC	30	± 10	65	2.5	19	2.8	255
9310-52-RC	33	± 10	65	2.5	19	3.0	250

Product Dimensions



General Specifications

Temperature Rise 35 °C at Idc
 Operating Temperature -55 °C to +105 °C
 Storage Temperature -55 °C to +105 °C
 Dielectric Strength 1000 Vrms

Materials

Core Ferrite
 Wire Enameled copper
 Terminal Coating Sn
 Packaging
 Standard 1000 pcs. per bag
 Optional 1000 pcs. per 14-inch reel

How to Order

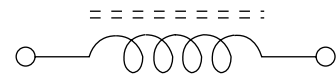
9310 - 02 - - - RC

Model _____
 Value Code _____
 Two-digit code from table
 (Example: -02 = 0.22 μ H)
 Packaging Code _____
 Blank = 1000 pcs./bag
 TR = 1000 pcs./14-inch reel
 Compliance Code _____
 RC = RoHS compliant*

Examples:

- 9310-00-RC = 0.15 μ H packaged 1000 pcs./bag.
- 9310-18-TR-RC = 1.8 μ H packaged 1000 pcs./14-inch reel.

Electrical Schematic



*RoHS Directive 2002/95/EC Jan. 27, 2003 including annex and RoHS Recast 2011/65/EU June 8, 2011. Specifications are subject to change without notice. Customers should verify actual device performance in their specific applications.

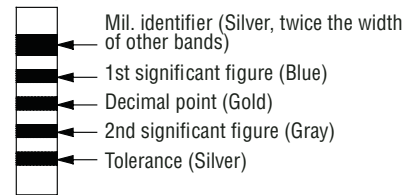
9310 Series Molded Axial Inductor

BOURNS®

Typical Part Marking - MIL-STD Color Code

Color	1st & 2nd Significant Figure or Decimal Point	Multiplier	Tolerance
Black	0	1	
Brown	1	10	
Red	2	100	
Orange	3	1000	
Yellow	4		
Green	5		
Blue	6		
Violet	7		
Gray	8		
White	9		
Silver			± 10 %
Gold	Decimal Point		± 5 %

Example for L value less than 10 μH
6.8 μH , ±10 %



Example for L value 10 μH and higher
270 μH , ±5 %

