

3900 Metal Toggle Switches 16A 250Vac - IP67 Sealed Versions



- ▶ Metal toggle switches
- ▶ Ratings up to 20A, 125/277V ac
- ▶ Single and double pole
- ▶ Choice of circuits including 3 position and momentary
- ▶ Sealed version supplied complete with gaskets
- ▶ Panel seal version to IP67
- ▶ 3 Terminal Options
- ▶ Guard option



16(4)A 250Vac T85 (3900 & 3950)
10(4)A 250Vac T85 (All other circuits)



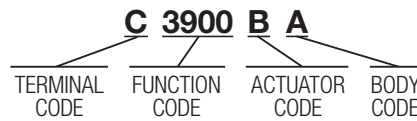
UL CSA* 20A 125/277Vac (ON-OFF Circuits)
UL CSA* 16A 125/277Vac (Other Circuits)
UL CSA* 7A 72Vdc, 14A 36Vdc
UL 250Vac 1hp, 125Vac 1/2hp
UL 65°C, file E45221, CSA file LR10990



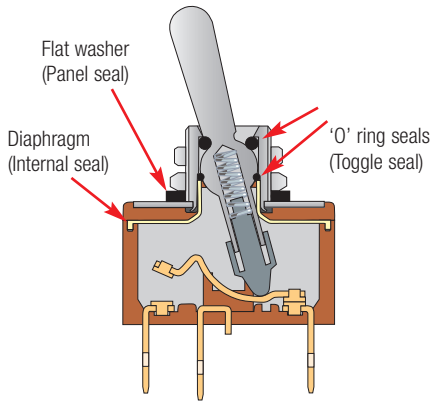
RoHS compliant

Approvals and ratings vary with function.
3mm contact gap except where marked μ .
Technical data on pages 4 & 5.
* CSA approval for A and B bodies only

ORDER FORMAT



TERMINAL	FUNCTION	ACTUATOR
C 6.3 x 0.8 S Screw & clamp T Solder	Single pole 3900 ON - OFF 3901 ON - OFF (momentary ON) 3902 ON - OFF (momentary OFF) 3910 ON - ON 3911 ON - ON (momentary 1 side) 3920 ON - OFF - ON μ 3921 ON - OFF - ON μ (momentary 1 side) 3922 ON - OFF - ON μ (momentary 2 sides)	Double pole 3950 3951 3952 3960 3961 3970 3971 3972
	B metal D metal E metal F nylon Switches with F toggles have double pole bodies, regardless of circuit Metal toggle finish is nickel plate	



Toggle switch - sealed version
BE and BF types



Guard TG1-RED
Anti-rotation tab can be specified
for guard fitted in On or Off position
(Guard is suitable for On Off switches only)



C3900BE ---



C3920BA ---



C3950BF ---

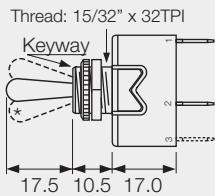


C3972BB ---

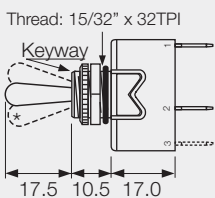
toggle
switches

BODY

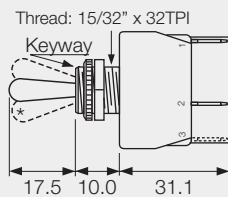
A
Single pole



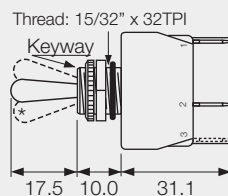
E
Panel sealed, single pole



B
Double pole



F and G
Panel sealed, double pole
F with barriers, G without barriers



OPTIONS

Switch Boot

(B Actuator only)
Rubber
-57T145



Switch Boot

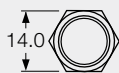
(B & C Actuators)
Rubber
-57T145



Boots have internal brass or nylon nuts

Mounting nuts

Nickel plated brass are supplied



Hex Back nut



Knurled Ring nut
Panel thickness 4.0 with backnut

Plate

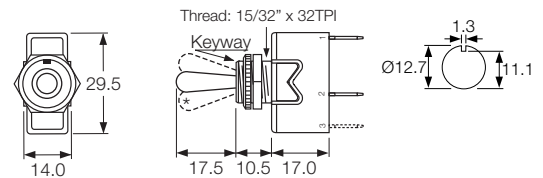
P236 plate SP or DP



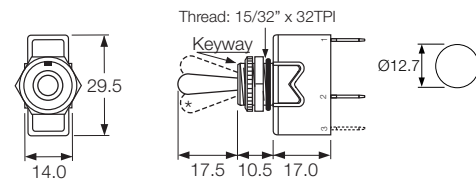
DIMENSIONS (mm) * Indicates ON position (for ON - OFF switches)

Single Pole

(C terminals shown)



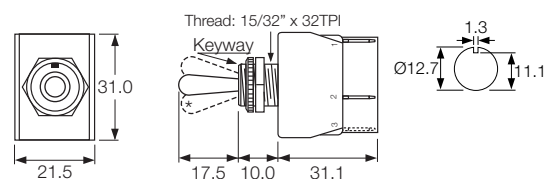
A Body



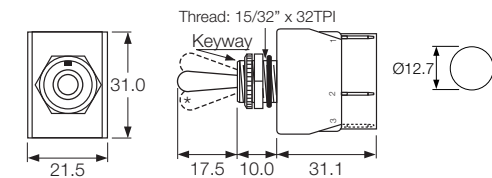
E body (panel sealed)

Double Pole

(C terminals shown with barrier)



B Body



F body (panel sealed)