

Marine Electrical Products

HUBBELL

115
115 YEARS OF EXCELLENCE



www.hubbell-marine.com



Wiring Device-Kellems







New Marine Products

30Amp Twist-Lock to 15 Amp Straight Blade - with GFI Protection

Hubbell now offers a marine adapter that can provide 15 Amp convenience power with Ground Fault Protection from your 30 Amp locking shore power receptacle on shore. Now you can plug your power drill, sander or any other 15 Amp tool or appliance into that 30 Amp outlet on the dock - and be GFCI protected while doing so.

This portable GFCI adapter will protect people from the hazards of line-to-ground electrical current leakage that can occur in electrical appliances and tools, especially when used in a wet or damp location such as a marina, boat yard, construction site, etc. If a ground fault occurs and the leakage exceeds 4-6 milliamperes, the unit will quickly interrupt the power supply and limit the duration of the shock.



HBL105GF See page 26



Data Communication Devices . . . See page 37

Communication Frames & Plates

Hubbell now offers the ability to put 2 or 3 communication devices in a single, Style Line® plate. Any combination of phone (6-position jack), cable TV (F-type connector) and Category 5e modular data jacks can be assembled onto a 2-port or 3-port frame - each sold individually so you can customize them how you need them - or - the highly popular phone & cable TV combination is available with the frame and matching wall plate under a single catalog number - in all the popular colors.

Commercial Grade Weatherproof Plate Now Available in White

Hubbell now offers the CWP26CR in White. These plates are perfect for marine use. The PVC resists deterioration over time and has high tensile and impact strength. Each plate comes with a tightly sealing, rubberized gasket and a super strong lift cover spring. The white (or gray) PVC weatherproof lift cover plate for ground fault receptacles (such as #GF5252MGYA) and Style Line® receptacles. For vertical mounting in standard or FS/FD type boxes.



CWP26CRW See pages 33 & 43



YQ100 See page 24

Intelligent Y Adapters

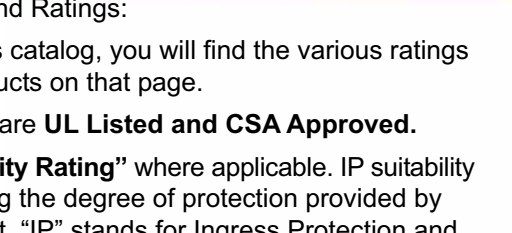
Hubbell Marine now offers two new marine adapters for 100 Amp shore power systems. The units are designed to work with 100 Amp 125/250 volt shore power system and the isolation transformer on board a vessel (isolation transformer must be present for the YQ100 to function). The new 100 Amp adapters utilize Hubbell Pin & Sleeve devices, long considered the standard in 100 Amp connections, and allow for SAFE power at the dock where only 50 Amp power is available.

From "Ship-To-Shore" Hubbell has what it takes, whether it's pre-manufactured 100 Amp cable sets, replacement fittings, or an adapter to access 50 Amp power - Hubbell has your 100 Amp solutions.



TABLE OF CONTENTS

	PAGE
1. 30 Amp, 125 Volt Ship-to-Shore Devices . . .	2-7
2. Telephone and Cable TV Ship-to-Shore Devices	8-9
3. 50 Amp Ship-to-Shore Devices	10-13
4. 100 Amp Ship-to-Shore Devices	14-19
5. 20 Amp Twist-Lock® and Straight Blade Devices	20-21
15 Amp Twist-Lock® and Straight Blade Devices	30-31
6. International Rated Devices	28-29
7. Y-Q Adapters	24
One-piece, Molded on and Y Adapters	25-27
Ship-to-Shore Selection Chart	22-23
8. Portable Ground Fault Circuit Interrupters, Testers and GFCI Receptacles	32-33
9. For Inside the Boat: Receptacles and Switches	34-37
10. Panel Mount Toggle and Rocker Switches (Lighted and Standard Types)	38
Electric Fishing Reel Devices	39
11. Hooded Outlet Boxes, Cord Connectors, Lighting, Weatherproof Outlet Boxes and Plates	40-43
ABYC Standards	44
Index	45-46



“UL”, “CSA” and “IP” Standards and Ratings:

At the top of each page within this catalog, you will find the various ratings and listings that apply to the products on that page.

Where applicable, most products are **UL Listed and CSA Approved**.

You will also notice an **“IP Suitability Rating”** where applicable. IP suitability ratings are a system for classifying the degree of protection provided by enclosures of electrical equipment. “IP” stands for Ingress Protection and refers to the product’s ability to protect against ingress of foreign objects and water. For additional information please consult the factory.

Specifications subject to change without notice. Not responsible for typographical errors.

The following are registered trademarks of Hubbell Incorporated: Hubbell®, Kellems®, Insulgrip®, Twist-Lock®, Insulgrip Twist-Lock®, Valise®, Chem Marine®, Circuit Guard®, Seal-Tite®, PresSwitch®, Gotcha®, Super Tough Nylon®, Motion Alert®, Selecta-Power®, Style Line.®

Marine Products
30 Ampere, 125 Volt Cable Set
Features and Benefits

UL Listed.

Available in 25', 35' and 50' lengths.

Jute fillers inside jacket for maximum cable flexibility. Hubbell cable coils neater, lighter, lays flatter.

Molded flexneck adds life to cable set by preventing right-angle cable damage and pullout.

Strain relief bull ring protects against stress and strain on the conductors caused by boat movement, crew traffic and rough handling.

Molded design totally encased in solid PVC material, for superior waterproofing and durability.

Exclusive copper crimp barrel termination provides protection against internal overheating and burnout compared to brass crimps. These copper crimps are the same type used by power companies. The result: tighter connections, better conductivity and longer life.

Locking ring assures proper alignment of connector to inlet for complete contact and waterproofing. Prevents accidental disengagement.

Arrow indicating lock position.

Line-up notches to indicate: Locked - Unlocked.

Arrow with ground symbol allows lining up with ground of receptacle.

New improved styling.

Arrow indicating unlock position.

Marine Products
30 Ampere, 125 Volt
2 Pole 3 Wire
Ship-to-Shore Devices



Our 30A, 125V cable set is packed with details end to end that make a high performance difference. Completely factory pre-wired with molded-on devices. Designed to coil easily and lie flat.



IP56
 SUITABILITY
 (Boatside)



HBL61CM08



YC310250

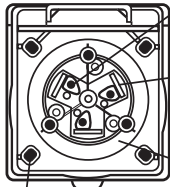
30A 125V Shore Power Cable Set

Description	Catalog Numbers
50' yellow vinyl jacketed shore power cable set. #10 AWG is factory pre-wired with molded-on devices. Connector end has non-metallic threaded sealing ring which makes inlet/connector interface watertight.	HBL61CM08
Same as #HBL61CM08 except 35' in length.	HBL61CM05
Same as #HBL61CM08 except 25' in length.	HBL61CM03
50' white shore power cable set.	HBL61CM08W
25' white shore power cable set.	HBL61CM03W
Three conductor, #10 AWG type STW, yellow PVC jacketed portable cord with jute fillers for added flexibility. Ideal for making cable sets, extension cord, and adapters that will not mark boat's deck. 250' lengths only.	YC310250
Three conductor, #10 AWG type STW, white PVC jacketed portable cord with jute fillers for added flexibility. Ideal for making cable sets, extension cord, and adapters that will not mark boat's deck. 280' lengths only.	WC310280

Marine Products Stylized Line of Shore Power Inlets

Contemporary Styling — Hubbell Quality

30 Amp Interior



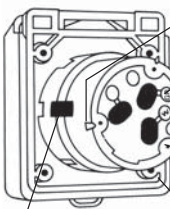
Contacts are nickel plated brass for corrosion resistance.

New easy-to-wire interior is transparent for quick, visual inspection of terminations.

Includes #SR3050 protective rear enclosure cap attaches to contact carrier with 3 screws.

Fits most mounting patterns.

50 Amp Interior



Notched contact carrier enables wiring of interior while in place.

Pressure screw terminals for secure terminations - clearly marked for easy identification.

Optional #SR3050 protective rear enclosure cap attaches to contact carrier with 3 screws.

Fits most mounting patterns.

Thermoset contact carrier is arcing and heat resistant.

Take advantage of these contemporary shore power inlets – in either rugged thermoplastic or corrosion resistant stainless steel – to add the finishing touch to a boat going into production or to modernize a boat that's seen many seasons of use. Both the gleaming, white Centrex® non-metallic models and the brushed, type 316 stainless steel models offer the same features. For starters, you'll be glad to hear that these Hubbell shore power inlets install as easy as 1-2-3 and match most mounting patterns available. Then you'll discover that they have a lot of built-in extras like a friction-tight cover that automatically holds the cover open while inserting the cable set. Plus, you'll find inside a genuine Hubbell wiring device with all of the quality characteristics that have made Hubbell the marine electrical products leader. What's more, you can complement these stylish devices with phone and TV inlets for a complete family.

Stylized Watertight Stainless Steel Shore Power Inlet Series

- #316 stainless steel for corrosion resistance.
- Does not require screwing down of cover for water resistance.
- Fully watertight when locked closed to comply with ABYC recommendations.

Stylized Weatherproof Non-Metallic Shore Power Inlet Series

- Centrex non-metallic cover is specifically designed for outdoor use with outstanding UV resistance, impact resistance and weatherability.
- Meets ABYC recommendations for inlets installed in weatherproof areas.



Centrex® is a registered trademark of Monsanto; Rynite® is a registered trademark of E. I. DuPont.

Marine Products
30 Ampere, 125 Volt
 2 Pole 3 Wire
Ship-to-Shore Devices



IP56
 SUITABILITY

Inlets Only.



30A 125V

NEMA L5-30R

30A 125V Ship-to-Shore Devices

Description	Catalog Numbers
Stylized UV resistant non-metallic shore power inlet has white Centrex cover which makes unit weatherproof when completely closed. Interior has easy-to-wire terminations and is transparent for quick and easy visual inspection. Mounting holes are 2 ³ / ₈ " (60.3) on centers and match existing mounting patterns. Mounting screws and gasket included. Protective rear enclosure/strain relief also included.	HBL303NM
Stylized type 316 stainless steel shore power inlet has easy to use push-button latch that makes unit watertight when fully engaged. Interior has easy-to-wire terminations and is transparent for quick and easy visual inspection. Mounting holes are 2 ³ / ₈ " (60.3) on centers and match existing mounting patterns. Mounting screws and gasket included. Protective rear enclosure/strain relief also included.	HBL303SSBL
Traditional, stainless steel shore power inlet has new easy-to-wire terminations. Interior is transparent for quick and easy visual inspection. Interior is shielded from the elements by a gasketed, self-closing cover, watertight when cover is screwed in place. Mounting holes are 2 ³ / ₈ " (60.3) on centers. Mounting screws and gasket included. Protective rear enclosure/strain relief also included.	HBL303SS*
Traditional stainless steel inlet housing; blank for attaching a circuit breaker (not included). Mounting hardware for Carling series breakers included.	HBLCBISS*
Stylized non-metallic inlet housing; blank for attaching a circuit breaker (not included). Mounting hardware for Carling series breakers included.	HBLCBINM
Protective rear cover. Fits all 30A shore power inlets. Secures to back of inlets with 3 screws which are provided.	SR3050 **
Replacement interior for #HBL303SS and #60CM61 shore power inlets.	HBL303INT*
Nickel plated brass adapter plate for mounting chrome plated brass shore power inlets to FS/FD box.	HBL60CM75*
Traditional Stainless steel power outlet has gasketed, self-closing cover, watertight when cover is screwed in place. Mounting holes are 2 ³ / ₈ " (60.3) on centers. Mounting screws and gasket included.	HBL303SSO

Notes: *Not shown.

** Not UL/CSA



HBL303NM



HBL303SSBL



HBL303SS



HBLCBINM



HBL303SSO

30A 125V Traditional Stainless Steel Inlets

Base and cover are #316 type stainless steel for strength and corrosion resistance.

Self-closing cover assures the interior is shielded from the elements when the inlet is not in use.

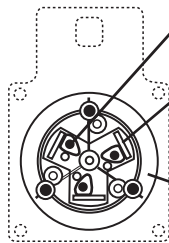
Neoprene gasket on underside of cover. For sealing when the cover is closed.

Contact blades are nickel plated brass for corrosion resistance.

New, easy-to-wire interior is transparent for quick, visual inspection of terminations and high-heat resistance.

Threaded base for making a watertight seal. When in use, it mates to the threaded ring of the weatherproof cover on the connector body. When not in use, it mates to the threaded cover.

Three screws "lock-in" the interior once it is in place.



Contacts are nickel plated brass for corrosion resistance.

New easy-to-wire interior is transparent for quick, visual inspection of terminations.

#SR3050 protective rear enclosure cap attaches to contact carrier with 3 screws.

Marine Products
30 Ampere, 125 Volt
 2 Pole 3 Wire
Ship-to-Shore Devices



HBL26CM10



HBL26CM11



HBL60CM31
HBL60CM31W



HBL26CM13



HBL60CM33
HBL60CM33W



HBL60CM32



30A 125V
NEMA L5-30R

30A 125V Ship-to-Shore Devices

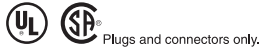
Description	Catalog Numbers
Yellow single receptacle has Rynite® body and abuse resistant nylon face. IP20 SUITABILITY.	HBL26CM10
Yellow Insulgrip® plug has rugged nylon housing and cord grip with range of .360" to .930" (9-24) that utilizes a unique offset jaws arrangement to provide secure strain relief. IP20 SUITABILITY.	HBL26CM11
Yellow Seal-Tite® cover for weatherproofing #HBL26CM11 or #HBL23CM11 plugs. IP55 SUITABILITY. Note: Fits Insulgrip® devices only.	HBL60CM31+
White Seal-Tite® cover for weatherproofing #HBL26CM11 or #HBL23CM11 plugs. IP55 SUITABILITY. Note: Fits Insulgrip® devices only.	HBL60CM31W*+
Yellow Insulgrip® connector body has rugged nylon housing and cord grip with range of .360" to .930" (9-24) that utilizes a unique offset jaws arrangement to provide secure strain relief.	HBL26CM13
Yellow Seal-Tite® cover for weatherproofing #HBL26CM13 or #HBL23CM13 connector bodies when used with shore power inlets. Threaded sealing ring makes connection watertight. Also for weatherproofing #HBL26CM11 plug when used with #HBL303SSO power outlet. IP56 SUITABILITY. Note: Fits Insulgrip® devices only.	HBL60CM33+
White Seal-Tite® cover for weatherproofing #HBL26CM13 or #HBL23CM13 connector body when used with shore power inlets. Threaded sealing ring makes connection watertight. Also for weatherproofing #HBL26CM11 plug when used with #HBL303SSO power outlet. IP56 SUITABILITY. Note: Fits Insulgrip® devices only.	HBL60CM33W*+
Yellow Seal-Tite® cover for weatherproofing #HBL26CM13 or #HBL23CM13 connector bodies when used on extension cords or adapters. IP55 SUITABILITY. Note: Fits Insulgrip® devices only.	HBL60CM32+
Yellow polycarbonate spring-loaded lift cover plate for weatherproofing old style #26CM10 receptacle. Meets the most stringent requirements of UL's three listing categories for weatherproof plates. Stainless steel screws and neoprene gasket included for mounting to FS/FD type weatherproof boxes. IP44 SUITABILITY.	HBL74CM24WO**
Same as #HBL74CM24WO except gray in color. IP44 SUITABILITY.	HBL7424WO**
Yellow polycarbonate spring-loaded lift cover plate for weatherproofing #HBL26CM10 receptacle. Meets the most stringent requirements of UL's three listing categories for weatherproof plates. Stainless steel screws and neoprene gasket included for mounting to FS/FD type weatherproof boxes. IP44 SUITABILITY.	HBL74CM25WOA**
Same as HBL74CM25WOA except white in color	HBL74CM25WOAW*
Same as #HBL74CM25WOA except gray in color. IP44 SUITABILITY.	HBL7425WOA**
Stainless steel wall plate for old #23CM10 or #26CM10.	S725*
Stainless steel wall plate for new #HBL23CM10 or #HBL26CM10.	S720*

Notes: *Not shown.
 **See page 45 for photo.
 + Boots are not UL listable.

Rynite® is a registered trademark of E. I. Dupont.



Marine Products
30 Ampere, 125 Volt
 2 Pole 3 Wire
Ship-to-Shore Devices



NEMA L5-30R

30A 125V Ship-to-Shore Devices

Description	Catalog Numbers
Yellow Valise® plug has one-piece nylon housing and assembles easily with two screws. Built-in cord grip has range of .590"-.930" (15.0-23.6). IP20 SUITABILITY.	HBL26CM11V
Black Valise® plug for use on bass boats with trolling motor. One-piece nylon housing assembles easily with two screws. Built-in cord grip has a range of .590"-.930" (15.0-23.6). IP20 SUITABILITY.	HBL26CM11VB
Yellow vinyl Seal-Tite® cover for weatherproofing #HBL23CM11V or #HBL26CM11V plugs. IP55 SUITABILITY. Note: Fits Valise® devices only.	HBL60CM31V+
Yellow Valise® connector body has a one-piece nylon housing and assembles easily with two screws. Built-in cord grip has range of .590"-.930" (15.0-23.6). IP20 SUITABILITY.	HBL26CM13V
Yellow vinyl Seal-Tite® cover for #HBL26CM13V connector body when used with shore power inlets. Threaded sealing ring makes connection watertight. IP56 SUITABILITY. Note: Fits Valise® devices only.	HBL60CM33V+
Yellow vinyl Seal-Tite® cover for weatherproofing #HBL23CM13V or #HBL26CM13V connector bodies when used on extension cords or adapters. IP55 SUITABILITY. Fits Valise® devices only.	HBL60CM32V+
Replacement non-metallic sealing ring for 30A cable sets and boots. Not UL listed.	RPL30P

Note: +Boots are not UL listable.



HBL26CM11V



HBL26CM11VB



HBL60CM31V



RPL30P



HBL26CM13V

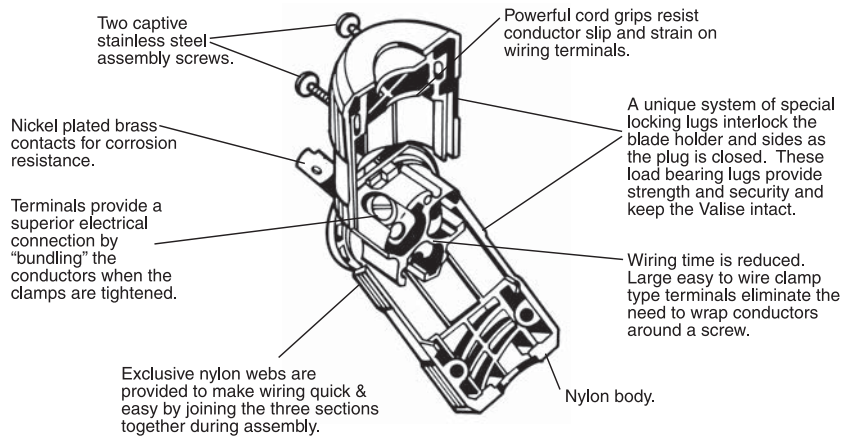


HBL60CM33V



HBL60CM32V

Valise Plug



Marine Products Telephone & Cable TV Ship-to-Shore Devices



HBLPHTVNM



HBLPHTVRI



HBLPHTVSS



PH6625



PH6624



PH7440

Telephone and Cable TV Ship-to-Shore Devices

Description	Catalog Numbers
Stylized non-metallic inlet provides telephone and cable TV connections in one unit. UV resistant white Centrex® cover makes unit weatherproof when completely closed. Mounting holes are 2 ³ / ₈ " (60.3) on centers and match existing mounting patterns. Mounting screws and gasket provided. IP56 SUITABILITY.	HBLPHTVNM
Stylized stainless steel (Type 316) inlet provides telephone and cable TV connections in one unit. Easy to use push-button latch makes unit watertight when fully engaged. Mounting holes are 2 ³ / ₈ " (60.3) on centers and match existing mounting patterns. Mounting screws and gasket provided. IP56 SUITABILITY.	HBLPHTVRI
Traditional stainless steel inlet provides connections for telephone and cable TV in one unit. Connections can be used individually or together. Gasketed cover is self-closing so interior is shielded from the elements when not in use. Watertight when cover is screwed in place. Mounting holes are 2 ³ / ₈ " (60.3) on centers. Mounting screws and gasket included. IP56 SUITABILITY.	HBLPHTVSS
Replacement int. for #PH6594TV and #HBLPHTVSS series inlets.	CR16914*
Factory pre-wired 50' (15.2m) telephone cable set. Uses 3 conductor, #16 AWG type SJTO, yellow vinyl cord for marine and recreational vehicle applications. IP55 SUITABILITY.	PH6599
Same as #PH6599 except white. IP55 SUITABILITY.	PH6599W
Same as #PH6599 except 25' (7.6m) in length. IP55 SUITABILITY.	PH6598
Same as #PH6598 except white. IP55 SUITABILITY.	PH6598W
Three conductor, #16 AWG type SJTO, yellow PVC jacketed portable cord with jute fillers for added flexibility. Ideal for making cable sets, extension cords and adapters as it will not mark boat's deck. For use with telephone systems only and available in 250' (76.2m) lengths only.	PH6630*
Black locking type plug for telephone cable sets or adapters.	PH6625
Black locking type connector body used on telephone cable sets or adapters.	PH6624
Yellow Seal-Tite® cover for weatherproofing #PH6624 connector body on cable sets when connecting to an inlet and for weatherproofing #PH6625 plug. IP55 SUITABILITY.	PH7440
Yellow Seal-Tite cover for weatherproofing #PH6624 connector body when used on extension cords or adapters. IP55 SUITABILITY.	PH7499*

Note: *Not shown.



PH6598
PH6599
PH6598W
PH6599W

Marine Products
Telephone & Cable TV
Ship-to-Shore Devices

IP55
SUITABILITY

Telephone and Cable TV Ship-to-Shore Devices

Description	Catalog Numbers
Black polycarbonate combination telephone/TV outlet with spring-loaded weatherproof lift cover. Can be wired for telephone service only or for telephone and MATV/CATV services in one FS/FD box in both marinas and RV parks. Can be padlocked to prevent unauthorized use.	PH6597TV
Black polycarbonate telephone outlet has gasketed, spring-loaded lift cover for weatherproofing. Designed for mounting to FS/FD type weatherproof boxes (like #PH6619) in both marinas and RV parks.	PH6597
Black polycarbonate cable TV outlet has coax connector and gasketed, spring-loaded lift cover for weatherproofing. Designed for mounting to FS/FD type weatherproof boxes (like #PH6619) in both marinas and RV parks.	TV97
Black polycarbonate telephone outlet has gasketed, spring-loaded lift cover for weatherproofing. Can be used to retrofit old style telephone outlets of Pauluhn Manufacturing Company (#2833 and #2843) in both marinas and RV parks.	PH6596
Black non-metallic FS box with 3/4" threaded hubs used for mounting phone and TV outlets and #PH6595 recreational vehicle inlet (see #PH6621 for mounting box on recreational vehicle). Cord connector included for strain relief and to maintain watertight integrity of box when cable is used. PVC adapter also included for connection of PVC conduit to box.	PH6619
Stainless steel bracket for mounting #PH6619 FS box to recreational vehicles when used with #PH6595 inlet.	PH6621*
Black polycarbonate RV inlet for telephone connection only. Has spring-loaded, gasketed weatherproof lift cover designed for mounting to FS/FD type weatherproof boxes.	PH6595
50' (15.2m) yellow jacketed ship-to-shore TV cable set is the industry standard 75 Ohm, RG59-U with male plugs on both ends. Adapter included for a quick, slip-on connection to inlet on boat.	TV99
Same as #TV99 except white.	TV99W
Same as #TV99 except 25' (7.6m) in length.	TV98
Same as #TV98 except white.	TV98W

Note: *Not shown.



PH6597TV



PH6597



TV97



PH6596



PH6619



PH6595

Marine Products
50 Ampere, 125 Volt
 2 Pole 3 Wire
Ship-to-Shore Devices



HBL503NM



HBL503RI



HBL503SS



HBL63CM60



HBL77CM15



HBL77CM17

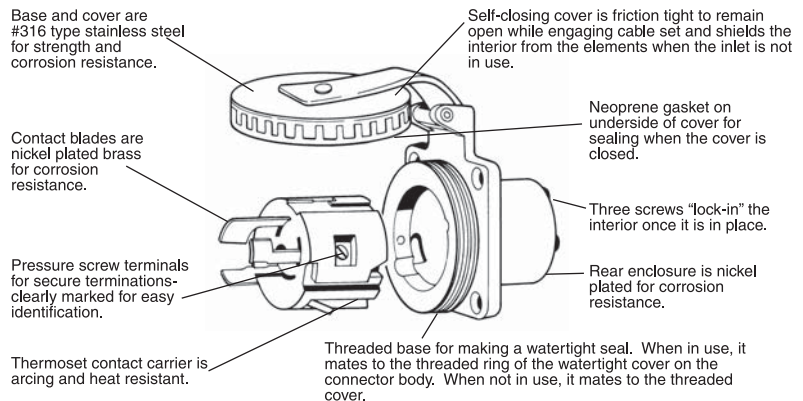


50A 125V Ship-to-Shore Devices

Description	Catalog Numbers
Stylized non-metallic shore power inlet has UV resistant white Centrex cover which makes unit weatherproof when completely closed. Interior has easy to wire terminals. Mounting holes are 2 ³ / ₈ " (60.3) on centers and match existing mounting patterns. Mounting screws and gasket included. IP56 SUITABILITY.	HBL503NM
Stylized type 316 stainless steel shore power inlet has easy to use push-button latch that makes unit watertight when fully engaged. Interior has easy to wire terminals. Mounting holes are 2 ³ / ₈ " (60.3) on centers and match existing mounting patterns. Mounting screws and gasket included. IP56 SUITABILITY.	HBL503RI
Traditional stainless steel shore power inlet has gasketed, self-closing cover so interior is shielded from the elements when not in use. Watertight when cover is securely fastened. Mounting holes are 2 ³ / ₈ " (60.3) on centers, and rear portion has 2.171" (55.1) diameter. Mounting screws and gasket included. IP56 SUITABILITY.	HBL503SS
Protective rear cover. Fits all inlets except HBL503SS. Secures to back of inlets with 3 screws which are provided.	SR3050* **
Replacement interior for #HBL503SS and #63CM72 shore power inlets.	CR16277*
Nickel plated brass connector body has heat resistant thermoset interior and combination metal and rubber cord grip provides superior strain relief capability. Cord grip range is .437"-1.140" (11.1-29.0). IP20 SUITABILITY.	HBL63CM60
Yellow Seal-Tite® cover for connector bodies when used with 50A shore power inlets. Threaded sealing ring makes connections watertight. IP56 SUITABILITY.	HBL77CM15+
White Seal-Tite® cover for connector bodies when used with 50A shore power inlets. Threaded sealing ring makes connections watertight. IP56 SUITABILITY.	HBL77CM15W*+
Nickel plated brass cord clamp assembly with clamp range of .437"-1.140" (11.1-29.0) provides strain relief for terminations on shore power inlets.	HBL77CM67*
Yellow Seal-Tite® cover for weatherproofing 50A connector bodies on extension cords or adapters. IP55 SUITABILITY.	HBL77CM17+

Notes: *Not shown.
 + Boots are not UL listable.
 ** Not UL/CSA.

50A Traditional Stainless Steel Inlets



Valox® is a registered trademark of General Electric Company.



Marine Products
50 Ampere, 125 Volt
 2 Pole 3 Wire
Ship-to-Shore Devices



50A 125V Ship-to-Shore Devices

Description	Catalog Numbers
50' (15.2m) yellow vinyl jacketed shore power cable set. #6 AWG type STOW is completely factory pre-wired with molded-on devices. Connector end has threaded metallic sealing ring to make inlet/connector interface watertight. IP56 SUITABILITY (BOATSIDE).	HBL61CM53
Same as #HBL61CM53, except white. IP56 SUITABILITY (BOATSIDE).	HBL61CM53W
Same as #HBL61CM53, except 25' (7.6m) in length. IP56 SUITABILITY (BOATSIDE).	HBL61CM43
3 conductor, #6 AWG type STOW, yellow PVC jacketed portable cord with jute fillers for added flexibility. Ideal for making cable sets, extension cords, and adapters and will not mark boat's deck. 250' (75.2m) lengths only.	YC306250*
Nickel plated brass plug has heat resistant thermoset interior and combination metal and rubber cord grip, provides superior strain relief capability. Cord grip range is .437"-1.140" (11.1-29.0). IP20 SUITABILITY.	HBL63CM61
Yellow Seal-Tite® cover for weatherproofing 50A plugs. IP55 SUITABILITY.	HBL77CM16+
White Seal-Tite® cover for weatherproofing 50A plugs. IP55 SUITABILITY.	HBL77CM16W*+
Single receptacle has a heat resistant thermoset base. IP20	HBL63CM70
Yellow Valox® lift cover plate for weatherproofing 50A receptacles. Meets requirements of the most stringent of UL's three listing categories for weatherproof plates. Stainless steel screws and a neoprene gasket included. For mounting to FS/FD type weatherproof boxes. IP44 SUITABILITY.	HBL77CM74WO
Same as #HBL77CM74WO except gray in color. IP44 SUITABILITY.	HBL7774WO
Stainless steel wall plate for 50A receptacle.	S750

Note: *Not shown.
 + Boots are not UL listable.



HBL61CM53
 HBL61CM53W
 HBL61CM43



HBL63CM61



HBL77CM16

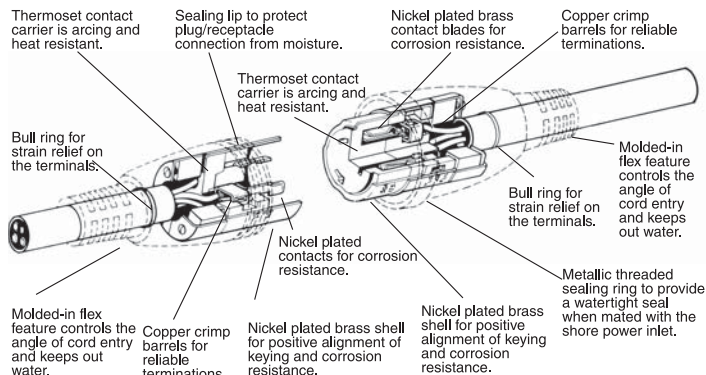


HBL63CM70



HBL77CM74WO

50A Molded Cable Sets



S750

Marine Products
50 Ampere, 125/250 Volt
 3 Pole 4 Wire
Ship-to-Shore Devices



HBL504NM



HBL504RI



HBL504SS



HBL63CM64



HBL77CM15



HBL77CM17

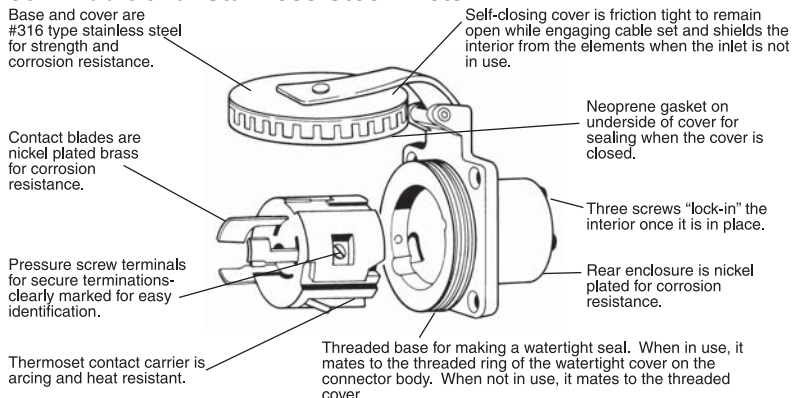


50A 125/250V Ship-to-Shore Devices

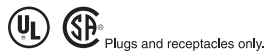
Description	Catalog Numbers
Stylized non-metallic shore power inlet has UV resistant white Centrex cover which makes unit weatherproof when completely closed. Interior is heat resistant thermoset material and has box lug terminals. Mounting holes are 2 ³ / ₈ " (60.3) on centers and match existing mounting patterns. Mounting screws and gasket included. IP56 SUITABILITY.	HBL504NM
Stylized type 316 stainless steel shore power inlet has easy to use push-button latch that makes unit watertight when fully engaged. Interior is heat resistant thermoset material and has box lug terminals. Mounting holes are 2 ³ / ₈ " (60.3) on centers and match existing mounting patterns. Mounting screws and gasket included. IP56 SUITABILITY.	HBL504RI
Traditional stainless shore power inlet has gasketed, self-closing cover so that the interior is shielded from the elements when not in use. It is watertight when the cover is securely fastened. The mounting holes are 2 ³ / ₈ " (60.3) on centers, and the rear portion has a 2.171" (55.1) diameter. Mounting screws and gasket are included. IP56 SUITABILITY.	HBL504SS
Protective rear cover. Fits all inlets except HBL504SS. Secures to back of inlets with 3 screws which are provided.	SR3050* **
Replacement interior for #63CM74 and #HBL504SS power inlets.	CR16279* **
Nickel plated brass connector body has a heat resistant thermoset interior and combination metal and rubber cord grip, which provides superior strain relief capability. Cord grip range is .437"-1.140" (11.1-29.0). IP20 SUITABILITY.	HBL63CM64
Yellow Seal-Tite® cover for connector bodies when used with 50A shore power inlets. Threaded sealing ring makes connections watertight. IP56 SUITABILITY.	HBL77CM15+
White Seal-Tite® cover for connector bodies when used with 50A shore power inlets. Threaded sealing ring makes connections watertight. IP56 SUITABILITY.	HBL77CM15W*+
Nickel plated brass cord clamp assembly with clamp range of .437"-1.140" (11.1-29.0) provides strain relief for terminations on shore power inlets.	HBL77CM67*
Yellow Seal-Tite® cover for weatherproofing 50A connector bodies on extension cords or adapters. IP55 SUITABILITY.	HBL77CM17+

Notes: *Not shown.
 ** Not UL/CSA.
 + Boots are not UL listable.

50A Traditional Stainless Steel Inlets



Marine Products
50 Ampere, 125/250 Volt
 3 Pole 4 Wire
Ship-to-Shore Devices



HBL63CM65



HBL77CM16



HBL63CM69



HBL77CM74WO



S750



HBL61CM52
 HBL61CM52W
 HBL61CM42
 HBL61CM42W

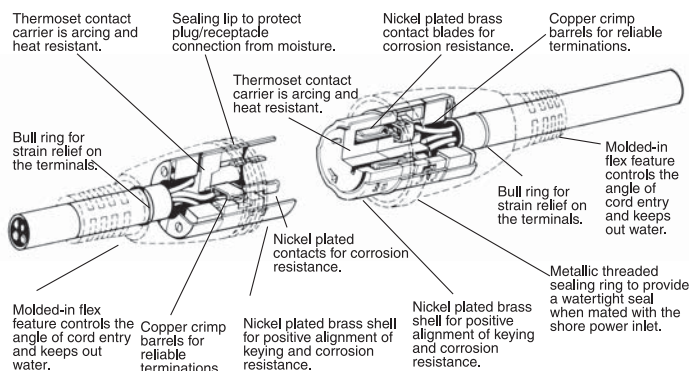
50A 125/250V Ship-to-Shore Devices

Description	Catalog Numbers
50' (15.2m) yellow vinyl jacketed shore power cable set, #6 AWG type STOW is completely factory pre-wired with molded-on devices. The connector end has a metallic threaded sealing ring for making the inlet/connector interface watertight. IP56 SUITABILITY (BOATSIDE).	HBL61CM52
Same as #HBL61CM52, except white. IP56 SUITABILITY (BOATSIDE).	HBL61CM52W
25' (15.2m) yellow vinyl jacketed shore power cable set, #6 AWG type STOW is completely factory pre-wired with molded-on devices. The connector end has a metallic threaded sealing ring for making the inlet/connector interface watertight. IP56 SUITABILITY (BOATSIDE).	HBL61CM42
Same as #HBL61CM42, except white. IP56 SUITABILITY (BOATSIDE).	HBL61CM42W
Four conductor, #6 AWG type STOW, yellow PVC jacketed portable cord with jute fillers for added flexibility is ideal for making cable sets, extension cords, and adapters that will not mark the boats deck. Available in 250' (76.2m) lengths only.	YC406250*
Nickel plated brass plug has a heat resistant thermoset interior and combination metal and rubber cord grip, which provides superior strain relief capability. Cord grip range is .437"-1.140" (11.1-29.0). IP20 SUITABILITY.	HBL63CM65
Yellow Seal-Tite® cover for weatherproofing 50A plugs. IP55 SUITABILITY.	HBL77CM16+
White Seal-Tite® cover for weatherproofing 50A plugs. IP55 SUITABILITY.	HBL77CM16W*+
Single receptacle has a heat resistant thermoset base. IP20 SUITABILITY.	HBL63CM69
Yellow Valox® lift cover plate for weatherproofing 50A receptacles. Meets requirements of the most stringent of UL's three listing categories for weatherproof plates. Stainless steel screws and a neoprene gasket included. For mounting to FS/FD type weatherproof boxes. IP44 SUITABILITY.	HBL77CM74WO
Same as #HBL77CM74WO except gray in color. IP44 SUITABILITY.	HBL7774WO
Stainless steel wall plate for 50A receptacle.	S750

*Not shown.

+ Boots are not UL listable.

50A Molded Cable Sets



Valox® is a registered trademark of General Electric Company.

Marine Products**100 Ampere, 125/250 Volt and 3ØY 120/208 Volt**

3, 4, & 5 Wire

Ship-to-Shore Cable Sets

Hubbell Marine was the first to offer marine grade 100 amp pin & sleeve devices. Having recognized the need and growing demand for 100 amp shore power devices, Hubbell worked with the National Electric Code and American Boat and Yacht Council to standardize on these devices. Now Hubbell Wiring Device-Kellems is offering a complete system of 3, 4 & 5 wire 100 amp cable sets for your shore power requirements. Using Hubbell marine pin & sleeve devices considered second to none, the 100 amp cable set offering will allow you to access the power that you need from a cable set that is now manufactured under factory controlled conditions.

Features	Benefits
Factory assembled.	Reliable and consistent terminations.
100 Amp pin & sleeve devices.	Rugged, watertight, UL listed, ABYC approved, corrosion resistant.
UL Listed 100 amp cable.	High visibility yellow, STOW cable, 105° C rated, and UL listed.
Breadth of line.	Available in 75, 100, and 125 ft. lengths with and without a neutral. Fifty foot extension cords also available.
100% inspection.	Each cable set is tested to ensure quality performance.

Marine Products

100 Ampere, 125/250 Volt and 3ØY 120/208 Volt

3, 4, & 5 Wire

Ship-to-Shore Cable Sets**IP67**

SUITABILITY

100A
125/250V AC**100A 125/250V Ship-to-Shore Cable Sets**

Description	Catalog Numbers
75' (22.8m) yellow, corrosion resistant shore power cable set, 105° C rated, 2 AWG, 2 pole 3 wire (no neutral), STOW cable with 3 pole 4 wire, 100A 125/250V plug and connector body for use with boats with isolation transformer on board.	CS75IT4
Same as #CS75IT4 except 100' (30.4m) in length.	CS100IT4
75' (22.8m) yellow, corrosion resistant shore power cable set, 105° C rated, 2 AWG, 3 pole 4 wire STOW cable.	CS754
Same as #CS754 except 100' (30.4m) in length.	CS1004
50' (15.2m) yellow, corrosion resistant extension cord, 105° C rated, 2 AWG, 3 pole 4 wire STOW cable. For mating with existing shore power cable set.	CS50EXT4
75' (22.8m) yellow, corrosion resistant one-ended (male only) power supply cable, 105° C rated, 2 AWG, 3 pole, 4 wire STOW cable with 3 pole, 4 wire male plug only; for use with boats using a cable winch system.	CW754
100' (30.4m) yellow, corrosion resistant one-ended (male only) power supply cable, 105° C rated, AWG, 2 pole 3 wire (no neutral) STOW cable with 3 pole 4 wire male plug only; for use with boats with isolation transformer on board and a cable winch system.	CW100IT4
Same as #CW100IT4 except 125' (38.0m) in length.	CW125IT4

**CS75IT4**100A 3ØY
120/208V AC**100A 120/208V Ship-to-Shore Cable Sets**

Description	Catalog Numbers
75' (22.8m) yellow, corrosion resistant shore power cable set, 105° C rated, 2 AWG, 3 pole 4 wire (no neutral), STOW cable with 4 pole 5 wire, 100A 120/208V plug and connector body for use with boats with isolation transformer on board.	CS75IT5
Same as #CS75IT5 except 100' (30.4m) in length.	CS100IT5
50' (15.2m) yellow, corrosion resistant extension cord, 105° C rated, 2 AWG, 4 pole 5 wire STOW cable. For mating with existing shore power cable set.	CS50EXT5
100' (30.4m) yellow, corrosion resistant one-ended (male only) power supply cable, 105° C rated, 2 AWG, 3 pole 4 wire (no neutral) STOW cable with 4 pole 5 wire male plug only; for use with boats with isolation transformer on board and a cable winch system.	CW100IT5
Same as #CW100IT5 except 125' (38.0m) in length.	CW125IT5

**CS754**

Note: Periodic cleaning and lubrication (such as LPS-1 made by Holt Lloyd Corp.) of the pins and sleeves of these devices is necessary to enjoy years of optimal use.

Marine Products
100 Ampere, 125/250 Volt
 3 Pole 4 Wire
Ship-to-Shore Devices



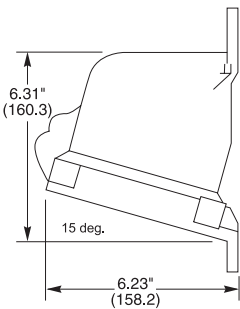
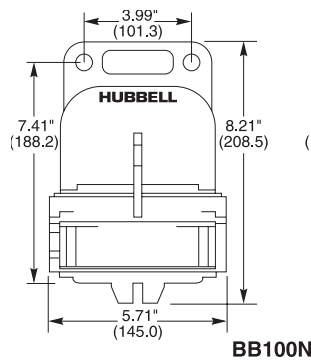
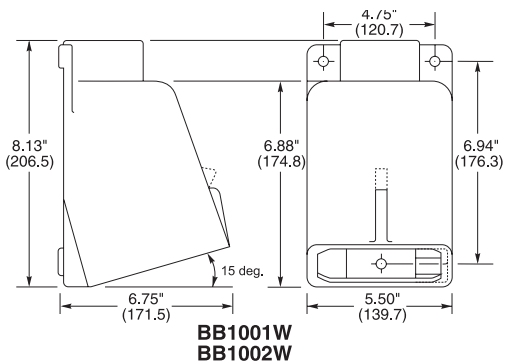
M4100B12R



M4100C12R



BB1001W
BB1002W



BB100N



100A 125/250V Ship-to-Shore Devices

Description	Catalog Numbers
Gray nylon shore power inlet has gasketed, spring-loaded cover which closes automatically when not in use and is watertight when securely fastened. Mounting holes are 4 ⁷ / ₈ " (123.8) on centers and rear portion has 3 ¹⁵ / ₁₆ " (100.0) diameter. Mounting screws and gasket included.	M4100B12R
Yellow supertough nylon watertight connector body has gasketed locking ring to make inlet/connector interface watertight. Cord grip range is 1.000"-1.940" (25.4-49.3). Note: This device mates with shore power inlet only.	M4100C12R
15° angle cast aluminum back box has corrosion resistant gray finish and top hub with 1 ¹ / ₂ " N.P.T. 100A receptacles can be mounted directly to it.	BB1001W
Same as #BB1001W except threaded top hub is 2" N.P.T.	BB1002W
15° angle non-metallic back box, made of high-grade engineered thermoplastic Valox® to resist chemicals, abuse and U.V. rays. Has integral grounding plate, 1 ¹ / ₂ " NPT hub size and 120 cu. in. capacity (hub is not included - Raco part number 1706 is recommended).	BB100N

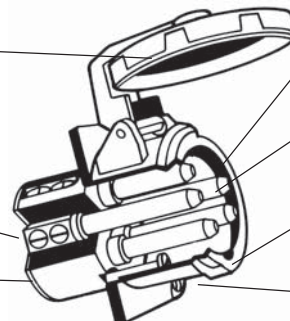
*Note: Periodic cleaning and lubrication (such as LPS-1 made by Holt Lloyd Corp.) of the pins and sleeves of these devices is necessary to enjoy years of optimal use.
 Valox® is a registered trademark of General Electric Company.*

Shore Power Inlet

The gasketed, self-closing cover is keyed to normally seat in a position that provides a weatherproof seal. Simply rotating the cover and locking it makes it watertight.

The terminals are clearly identified with large markings for easy recognition.

High impact thermost contact carrier is arcing and heat resistant.



The device is marked with its catalog number and rating for easy identification.

Nickel plated solid brass pins provide for long life and reliable electrical contact in corrosive environments.

Special keying makes proper alignment of mating devices quick and easy.

Nylon housing provides increased safety and abuse resistance.

Marine Products
100 Ampere, 125/250 Volt
 3 Pole 4 Wire
Ship-to-Shore Devices



IP67
 SUITABILITY



100A 125/250V Ship-to-Shore Devices

Description	Catalog Numbers
Yellow supertough nylon watertight plug has gasketed locking ring to make plug/receptacle interface watertight. Cord grip range is 1.000"-1.940" (25.4-49.3).	M4100P12
Gray nylon dockside receptacle has gasketed, spring-loaded cover. Closes automatically when not in use and is watertight when securely fastened. Mounting holes are 4 ⁷ / ₈ " (123.8) on centers. Mounting screws and gasket included.	M4100R12
Yellow supertough nylon watertight connector body for mating plug to connector interface on extension cords or adapters. Cord grip range is 1.000"-1.940" (25.4-49.3). Note: It cannot be mated to the shore power inlet.	M4100C12
Back box for inlets and receptacles has 15° angle section which can be installed in any of 4 positions. Box is cast aluminum with corrosion resistant gray alkyd-based enamel finish and 1 1/2" N.P.T. hub which can be mounted for either top or bottom feed.	FW60100
Closure Cap for 100A plugs and connector bodies that do not have a cap attached.	PC100
Replacement cover assembly; includes cover, arm and assembly tool	CA100

Note: Periodic cleaning and lubrication (such as LPS-1 made by Holt Lloyd Corp.) of the pins and sleeves of these devices is necessary to enjoy years of optimal use.



M4100P12



M4100R12



M4100C12



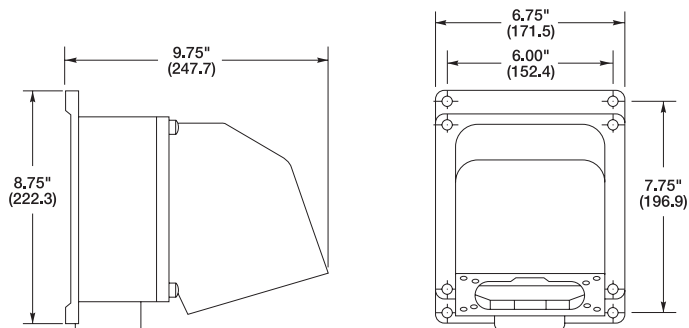
FW60100



PC100



CA100



FW60100

100A Connector Body

The gasketed locking ring engages the mating device and when rotated and locked makes the interface between the devices watertight.

The terminals are clearly identified with large markings for easy recognition.

Massive external cable grips protect the wiring by preventing conductor movement which can cause strain on the terminals.

High impact thermoset contact carrier is arcing and heat resistant.

All screws are stainless steel for corrosion resistance.

Special keying makes proper alignment of mating devices quick and easy.

Neoprene glands are provided in graduated sizes for use with varying cable sizes. They assure a highly reliable watertight seal at the cable entry to the device.

Two screw pressure terminals provide reliable terminations.

Supertough nylon housing provides increased safety and abuse resistance.

The device is marked with its catalog number and rating for easy identification.

Marine Products
100 Ampere, 3ØY 120/208 Volt
 4 Pole 5 Wire
Ship-to-Shore Devices



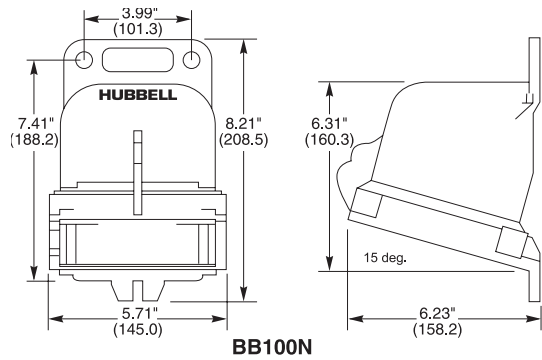
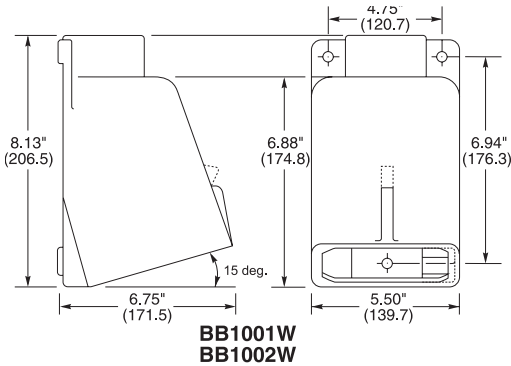
M5100B9R



M5100C9R



BB1001W
BB1002W



IP67
SUITABILITY



100A 3ØY 120/208V Ship-to-Shore Devices

Description	Catalog Numbers
Gray nylon shore power inlet has gasketed, spring-loaded cover which closes automatically when not in use and is watertight when securely fastened. Mounting holes are 4 ⁷ / ₈ " (123.8) on centers and rear portion has 3 ¹⁵ / ₁₆ " (100.0) diameter. Mounting screws and gasket included.	M5100B9R
Yellow supertough nylon watertight connector body has gasketed locking ring to make inlet/connector interface watertight. Cord grip range is 1.000"-1.940" (25.4-49.3). Note: This device mates with shore power inlet only.	M5100C9R
15° angle cast aluminum back box has corrosion resistant gray finish and top hub with 1 ¹ / ₂ " N.P.T. 100A receptacles can be mounted directly to it.	BB1001W
Same as #BB1001W except threaded top hub is 2" N.P.T.	BB1002W
15° angle non-metallic back box, made of high-grade engineered thermoplastic Valox® to resist chemicals, abuse and U.V. rays. Has integral grounding plate, 1 ¹ / ₂ " NPT hub size and 120 cu. in. capacity (hub is not included - Raco part number 1706 is recommended).	BB100N

Note: Periodic cleaning and lubrication (such as LPS-1 made by Holt Lloyd Corp.) of the pins and sleeves of these devices is necessary to enjoy years of optimal use. Valox® is a registered trademark of General Electric Company.



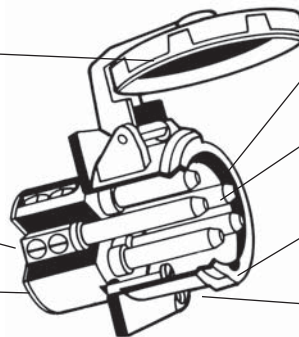
BB100N

Shore Power Inlet

The gasketed, self-closing cover is keyed to normally seat in a position that provides a weatherproof seal. Simply rotating the cover and locking it makes it watertight.

The terminals are clearly identified with large markings for easy recognition.

High impact thermoset contact carrier is arcing and heat resistant.



The device is marked with its catalog number and rating for easy identification.

Nickel plated solid brass pins provide for long life and reliable electrical contact in corrosive environments.

Special keying makes proper alignment of mating devices quick and easy.

Nylon housing provides increased safety and abuse resistance.

Marine Products
100 Ampere, 3ØY 120/208 Volt
 4 Pole 5 Wire
Ship-to-Shore Devices



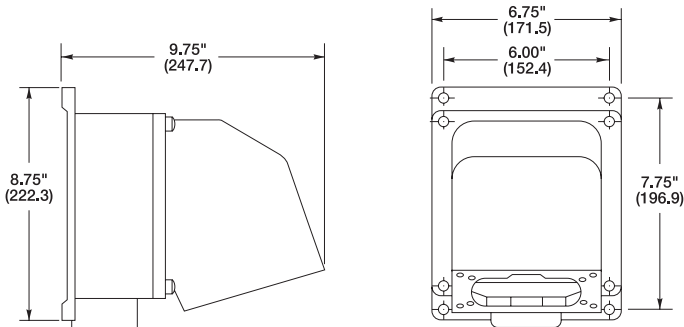
IP67
 SUITABILITY



100A 3ØY 120/208V Ship-to-Shore Devices

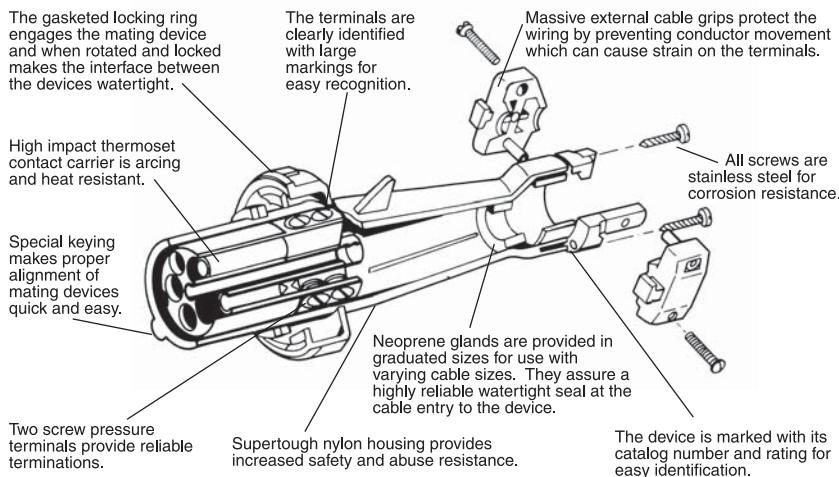
Description	Catalog Numbers
Yellow Supertough® nylon watertight plug has gasketed locking ring to make plug/receptacle interface watertight. Cord grip range is 1.000"-1.940" (25.4-49.3).	M5100P9
Gray nylon dockside receptacle has gasketed, spring-loaded cover. Closes automatically when not in use and is watertight when securely fastened. Mounting holes are 4 ⁷ / ₈ " (123.8) on centers. Mounting screws and gasket included.	M5100R9
Yellow Supertough® nylon watertight connector body for making plug to connector interface on extension cords or adapters. Cord grip range is 1.000"-1.940" (25.4-49.3). Note: It cannot be mated to the shore power inlet.	M5100C9
Back box for inlets and receptacles has 15° angle section which can be installed in any of 4 positions. Box is cast aluminum with corrosion resistant gray alkyd-based enamel finish and 1 ¹ / ₂ " NPT hub which can be mounted for either top or bottom feed.	FW60100
Closure Cap for 100A plugs and connector bodies that do not have a cap attached.	PC100
Replacement cover assembly; includes cover, arm and assembly tool	CA100

Note: Periodic cleaning and lubrication (such as LPS-1 made by Holt Lloyd Corp.) of the pins and sleeves of these devices is necessary to enjoy years of optimal use.



FW60100

100A Connector Body



M5100P9



M5100R9



M5100C9



FW60100



PC100



CA100

Marine Products
20 Ampere, 125 Volt
 2 Pole 3 Wire
TWIST-LOCK® Locking Type Devices



HBL23CM10



HBL7425WOA
 HBL74CM25WOA
 HBL74CM25WOAW



HBL23CM11



HBL60CM31
 HBL60CM31W



HBL26CM13



HBL60CM32



20A, 125V AC
 NEMA L5-20R

20A 125V Twist-Lock Devices

Description	Catalog Numbers
Yellow single receptacle has Rynite® body and abuse resistant nylon face. IP20 SUITABILITY.	HBL23CM10
Yellow polycarbonate spring-loaded lift cover plate for weatherproofing #HBL23CM10 receptacle. Meets the most stringent requirements of UL's three listing categories for weatherproof plates. Stainless steel screws and neoprene gasket included for mounting to FS/FD type weatherproof boxes. IP44 SUITABILITY.	HBL74CM25WOA
Same as #HBL74CM25WOA except gray in color. IP44 SUITABILITY.	HBL7425WOA
Same as #HBL74CM25WOA except white in color. IP44 SUITABILITY.	HBL74CM25WOAW
Yellow Insulgrip® plug has rugged nylon housing and cord grip with range of .360"-.930" (9-24) that utilizes a unique offset jaws arrangement to provide secure strain relief. IP20 SUITABILITY.	HBL23CM11
Yellow Seal-Tite® cover for weatherproofing #HBL26CM11 or #HBL23CM11 plugs. IP55 SUITABILITY. Note: Fits Insulgrip® devices only.	HBL60CM31+
Same as #HBL60CM31 except white in color.	HBL60CM31W+
Yellow Insulgrip® connector body has rugged nylon housing and cord grip with range of .360"-.930" (9-24) that utilizes a unique offset jaws arrangement to provide secure strain relief. IP20 SUITABILITY.	HBL23CM13
Yellow Seal-Tite® cover for weatherproofing #HBL26CM13 or #HBL23CM13 connector bodies when used on extension cords or adapters. IP55 SUITABILITY. Note: Fits Insulgrip® devices only.	HBL60CM32+
Yellow Valise® connector body has one-piece nylon housing, assembles easily with two screws. Built-in cord grip has range of .325"-.720" (8.3-18.2). IP20 SUITABILITY.	HBL23CM13V
Yellow vinyl Seal-Tite® cover for weatherproofing #HBL23CM13V or #HBL26CM13V connector bodies. IP55 SUITABILITY. Note: Fits Valise® devices only.	HBL60CM32V+
Yellow Valise® plug has one-piece nylon housing, assembles easily with two screws. Built-in cord grip has range of .325"-.720" (8.3-18.2). IP20 SUITABILITY.	HBL23CM11V
Yellow vinyl Seal-Tite® cover for weatherproofing #HBL23CM11V or #HBL26CM11V plugs. IP55 SUITABILITY. Note: Fits Valise® devices only.	HBL60CM31V+
Three conductor, #12 AWG type STW, yellow PVC jacketed portable cord with jute fillers for added flexibility. Ideal for making cable sets, extension cords and adapters as will not mark boat's deck. Available in 250' (76.2m) lengths only.	YC312250*

Notes: *Not shown.
 + Boots are not UL listable.
 Rynite® is a registered trademark of E. I. Dupont.



HBL23CM11V



HBL23CM13V



HBL60CM31V



HBL60CM32V



Marine Products
20 Ampere, 125V AC
 2 Pole 3 Wire
Straight Blade Devices



NEMA 5-20R

20A 125V AC Straight Blade Devices

Description	Catalog Numbers
Yellow Insulgrip® plug has rugged nylon housing and detachable cord grip with range of .230" - .720" (5.8-18.3) that utilizes unique offset jaws arrangement to provide secure strain relief. IP20 SUITABILITY.	HBL53CM66C
Yellow Insulgrip® connector body has rugged nylon housing and cord grip with range of .230" - .720" (5.8-18.3) that utilizes unique offset jaws arrangement for secure strain relief. IP20 SUITABILITY.	HBL53CM69C
Yellow Seal-Tite® cover for weatherproofing straight blade Insulgrip connector bodies, #HBL52CM69C and #HBL53CM69C, on extension cords and adapters. IP55 SUITABILITY. Note: For Insulgrip® devices only.	HBL60CM18+
Yellow closure plug used with #HBL60CM18 long Seal-Tite cover to prevent water from entering front of device when not in use. IP55 SUITABILITY.	HBL60CM19+
Yellow Seal-Tite® cover for weatherproofing straight blade Insulgrip plugs, #HBL52CM66C and #HBL53CM66C, when used to mate receptacles and connector bodies. Can also be used with Insulgrip connector bodies when mating with flanged inlets. IP55 SUITABILITY. Note: For Insulgrip® devices only.	HBL60CM17+
Yellow duplex receptacle has Rynite® body. Receptacle accepts both 20A 125V and 15A 125V 2 pole, 3 wire straight blade plugs. IP20 SUITABILITY.	HBL53CM62
Single version of #HBL53CM62 duplex yellow receptacle. IP20 SUITABILITY.	HBL53CM61
Compact gray nylon panel mount outlet ideal for electric trolling motors and reel applications. Features gasketed spring-loaded lift cover for weatherproofing front and neoprene boot for weatherproofing rear. Accepts both 20A 125V and 15A 125V 2 pole, 3 wire straight blade plugs. IP55 SUITABILITY.	HBL61CM65
Yellow polycarbonate spring-loaded lift cover plate for weatherproofing duplex receptacles. Stainless steel screws and neoprene gasket included for mounting to FS/FD type weatherproof boxes. IP20 SUITABILITY. Not CSA.	HBL52CM21
Same as #HBL52CM21 except white in color. IP20 SUITABILITY.	HBL52CM21W
Same as #HBL52CM21 except gray in color. IP20 SUITABILITY.	HBL5221*
Same as #HBL52CM21 except for mounting to standard boxes. IP20 SUITABILITY.	HBL52CM22*
Same as #HBL52CM22 except gray in color. IP20 SUITABILITY.	HBL5222*
Yellow polycarbonate spring-loaded lift cover plate for weatherproofing single straight blade receptacles. Stainless steel screws and neoprene gasket included. For mounting to FS/FD type weatherproof boxes. IP44 SUITABILITY. Not CSA	HBL74CM23WO
Same as #HBL74CM23WO except gray in color. IP44 SUITABILITY.	HBL7423WO

Notes: *Not shown.
 + Boots are not UL listable.
 Rynite® is a registered trademark of E. I. DuPont.



HBL53CM66C



HBL53CM69C



HBL60CM18
HBL60CM19



HBL60CM17



HBL53CM62



HBL52CM21
HBL52CM21W



HBL74CM23WO
HBL7423WO



HBL61CM65



HBL53CM61

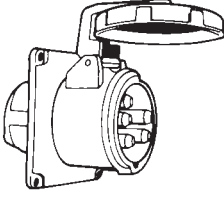
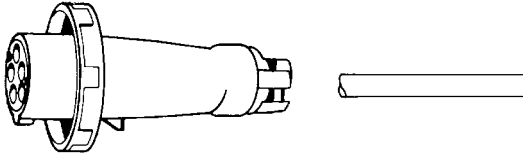
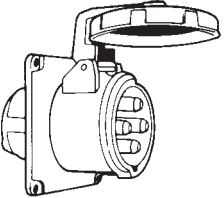
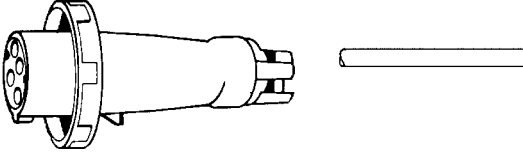
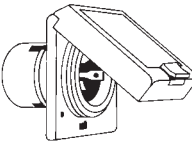
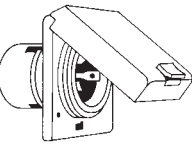
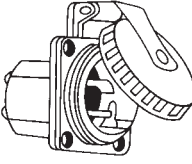
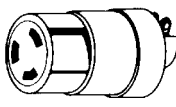
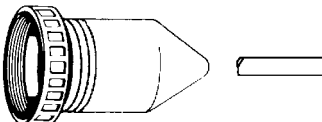
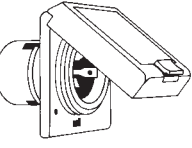
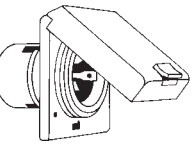
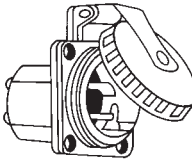
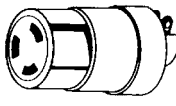
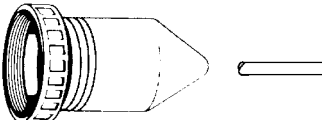
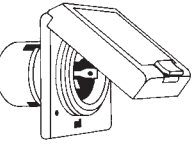
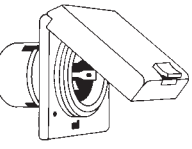
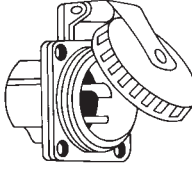
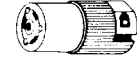
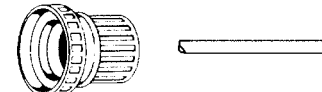
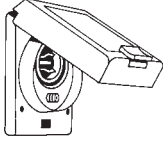
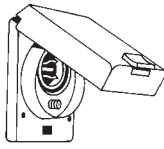
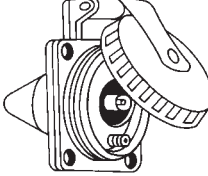

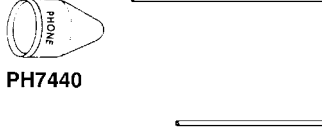


Marine Products

Boatside

Ship-to-Shore Selection Chart

Boatside


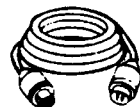
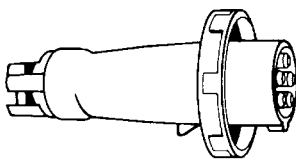
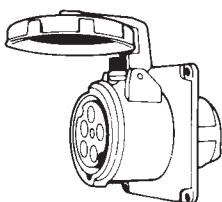


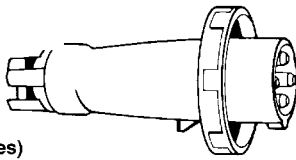
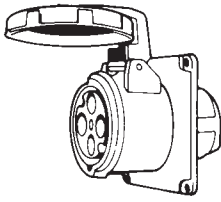

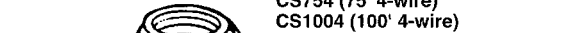

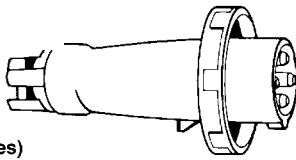
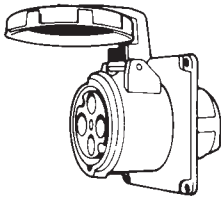

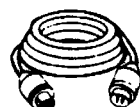
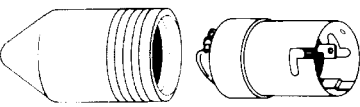

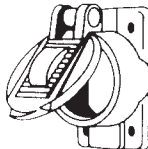

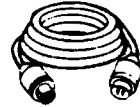
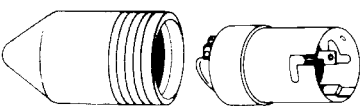

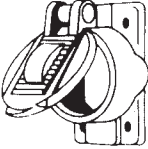
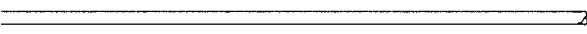


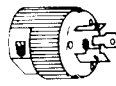
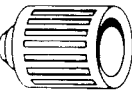
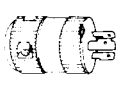

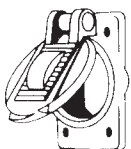


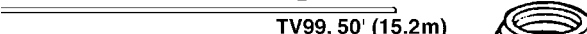




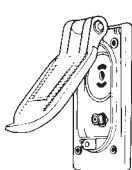

<p>100A 3ØY 120/208V AC 4 Pole 5 Wire</p> <p>Pages 14-15, 18-19</p>	 <p>M5100B9R</p>			 <p>M5100C9R</p>	
<p>100A 125/250V AC 3 Pole 4 Wire</p> <p>Pages 14-17</p>	 <p>M4100B12R</p>			 <p>M4100C12R</p>	
<p>50A 125/250V AC 3 Pole 4 Wire</p> <p>Pages 12-13</p>	<p>Non-Metallic</p>  <p>HBL504NM</p>	<p>Stainless Steel Rectangular</p>  <p>HBL504RI</p>	<p>Traditional Stainless Steel</p>  <p>HBL504SS</p>	 <p>HBL63CM64</p>	 <p>HBL77CM15(W)</p>
<p>50A 125V AC 2 Pole 3 Wire</p> <p>Pages 10-11</p>	 <p>HBL503NM</p>	 <p>HBL503RI</p>	 <p>HBL503SS</p>	 <p>HBL63CM60</p>	 <p>HBL77CM15(W)</p>
<p>30A 125V AC 2 Pole 3 Wire</p> <p>Pages 2-7</p>	 <p>HBL303NM</p>	 <p>HBL303SSBL</p>	 <p>HBL303SS</p>	 <p>HBL26CM13</p>	 <p>HBL60CM33(W)</p>
<p>Portable Telephone Cable TV</p> <p>Pages 8-9</p>	 <p>HBLPHTVNM</p>	 <p>HBLPHTVRI</p>	 <p>HBLPHTVSS</p>	 <p>PH6624</p>	 <p>PH7440</p>

Marine Products Dockside

Ship-to-Shore Selection Chart

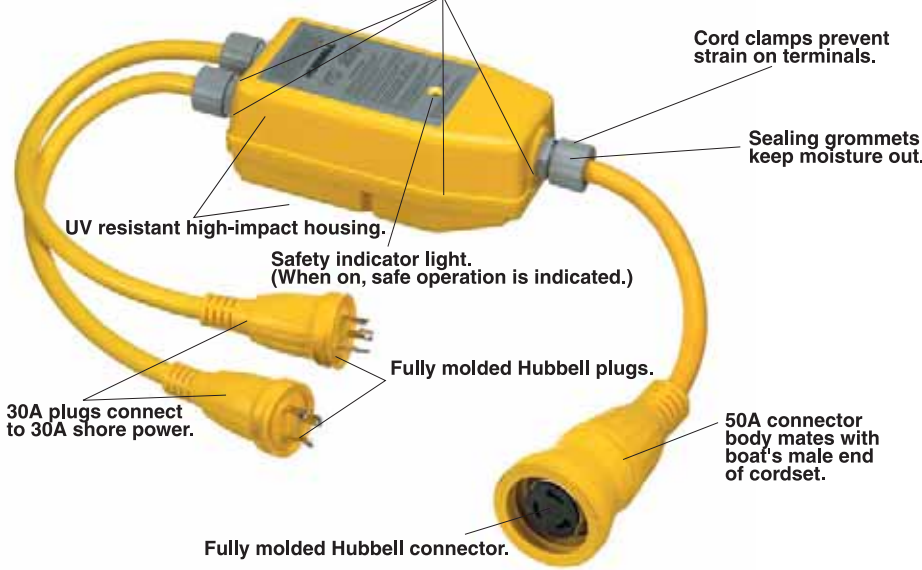
Ship-to-Shore Selector Chart

Dockside

<p>CS75IT5 (75' 4-wire) CS100IT5 (100' 4-wire)</p>  	 <p>M5100P9</p>	 <p>M5100R9</p>
<p>CS50EXT5 (50' extension cord) CW100IT5 (100' one-ended cable set for winches) CW125IT5 (125' one-ended cable set for winches)</p>  	 <p>M4100P12</p>	 <p>M4100R12</p>
<p>CS754 (75' 3-wire) CS100IT4 (100' 3-wire)</p> <p>CS754 (75' 4-wire) CS1004 (100' 4-wire) CS50EXT4 (50' extension cord) CW754 (75' one-ended cable set for winches) CW100IT4 (100' one-ended cable set for winches) CW125IT4 (125' one-ended cable set for winches)</p>   	 <p>M4100P12</p>	 <p>M4100R12</p>
<p>YC406250 (250' Cable Only)</p>  	 <p>HBL77CM16(W) HBL63CM65</p>	  <p>HBL63CM69 HBL77CM74WO</p>
<p>YC306250 (250' Cable Only)</p>  	 <p>HBL77CM16(W) HBL63CM61</p>	  <p>HBL63CM70 HBL77CM74WO</p>
<p>WC310280 (280' Cable Only) YC310250 (250' Cable Only)</p>  	<p>HBL60CM31(W) HBL26CM11</p>     <p>HBL60CM31V HBL26CM11V</p>	  <p>HBL26CM10 HBL74CM25WOAW HBL74CM25WOA</p>
<p>PH6630 (250' Cable Only)</p>   <p>PH6599W, 50' (15.2m) PH6598W, 25' (7.6m) PH6599, 50' (15.2m) PH6598, 25' (7.6m)</p> <p>75 Ohm TV Cable</p>  	 <p>PH7440</p>  <p>PH6625</p>	<p>TV Only Phone/TV Phone Only</p>  <p>TV97</p>  <p>PH6597TV</p>  <p>PH6597</p>

Marine Products Intelligent Y Adapters

YQ230 - Safely powers a 50A, 125/250V AC boat from two 30A, 125V AC receptacles at dockside.
Environmentally sealed against humidity, fog and rain.



Application:

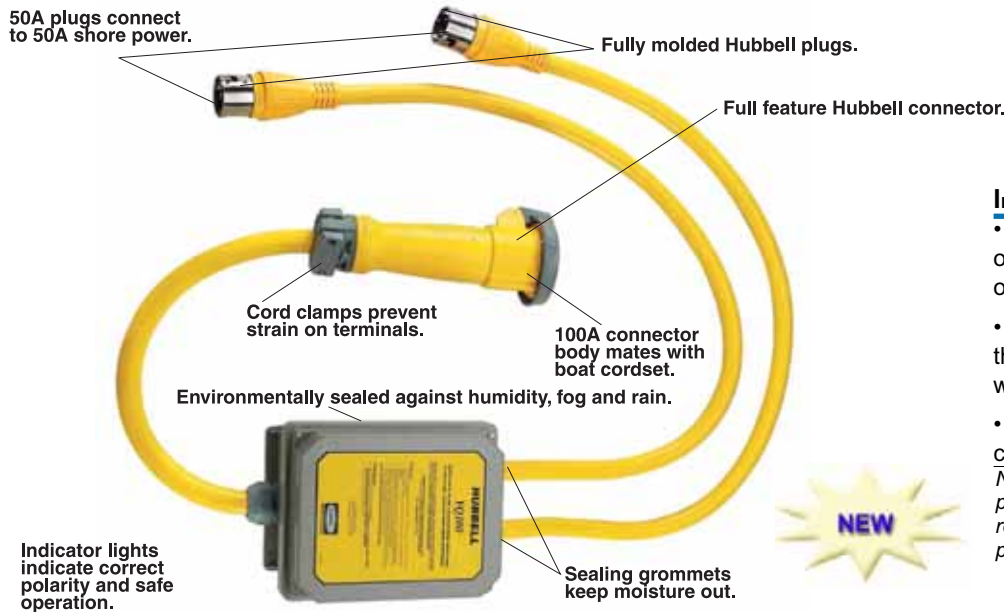
Problem: A boat owner with one electrical system on board docks in a marina that can only provide a different electrical system.

Solution: Use of the Hubbell YQ series of Intelligent Adapters can correct many electrical system mismatches.

Features and Benefits:

- 3 pole contactor breaks both hots and neutrals to prevent possibility of "live" plug when not engaged.
 - The two receptacles are from opposite phases (i.e., there is a true 250V available instead of just 125V).
- Note: The YQ230 Adapter will only work with two 30A receptacles that are on different circuits.*

YQ100 - Safely powers a 100A, 125/250V AC boat from two 50A 125/250V AC receptacles at dockside.



Internal Logic Senses That:

- Both plugs are fully engaged (i.e., one is not dangling loose while the other is plugged in).
- The polarity of the receptacle on the dock is correct (i.e., no mis-wiring of the hot and neutral wires).
- The two receptacles are from correct phases.

Note: The YQ100 Adapter must be plugged into two 50A 125/250V AC receptacles that are on the same phase.



Intelligent Y Adapters

Description	Catalog Numbers
Adapter that permits use of 50A, 125/250V AC cable set. (#HBL61CM52), with two 30A, 125V AC receptacles, #HBL26CM10.	YQ230
Adapter that permits use of 100A, 125/250V AC cable set. (#CS754, CS1004) with two 50A, 125/250V AC receptacles, #63CM69.	YQ100



Marine Products Adapter Selection Guide

Boat/Cable Set Side





















Power Center/Dock Side

Catalog Numbers





Molded Straight Adapters

Connector Body (Female End)









Plug (Male End)

15A 125V, 2P 3W Straight		HBL105GF*		30A 125V, 2P 3W Twist-Lock
30A 125V, 2P 3W Twist-Lock®		HBL61CM22 HBL61CM22W		15A 125V, 2P 3W Straight Blade (lock type)
30A 125V, 2P 3W Twist-Lock		HBL61CM25		20A 125V, 2P 3W Twist-Lock
50A 125V, 2P 3W Twist-Lock		HBL61CM54		15A 125V, 2P 3W Straight Blade
30A 125V, 2P 3W Twist-Lock		HBL61CM55		50A 125V, 2P 3W Twist-Lock
50A 125V, 2P 3W Twist-Lock		HBL61CM56		30A 125V, 2P 3W Twist-Lock
50A 125/250V, 3P 4W Twist-Lock		HBL61CM59		50A 125/250V, 3P 4W Crow Foot
30A 125V, 2P 3W Twist-Lock		HBL61CM71		50A 125/250V, 3P 4W Twist-Lock
50A 125V, 2P 3W Twist-Lock		HBL61CM72		50A 125/250V, 3P 4W Twist-Lock
100A 125/250V, 3P 4W Pin/Sleeve		HBL61CM100		50A 125/250V, 3P 4W Twist-Lock

Molded "Y" Adapters

(2) 30A 125V, 2P 3W Twist-Lock		HBL64CM54		50A 125/250V, 3P 4W Twist-Lock
(2) 50A 125V, 2P 3W Twist-Lock		HBL64CM55		50A 125/250V, 3P 4W Twist-Lock
(2) 30A 125V, 2P 3W Twist-Lock		HBL64CM56		30A 125V, 2P 3W Twist-Lock
(2) 30A 125V, 2P 3W Twist-Lock		HBL64CM57		50A 125V, 2P 3W Twist-Lock
(2) 30A 125V, 2P 3W Twist-Lock		HBL64CM59		50A 125/250V, 3P 4W Crow Foot

One Piece Adapters

30A 125V, 2P 3W Twist-Lock		HBL31CM28		15A 125V, 2P 3W Straight Blade
15 or 20A 125V, 2P 3W Straight Blade		HBL31CM29		30A 125V, 2P 3W Twist-Lock
20A 125V, 2P 3W Twist-Lock		HBL21CM28		15A 125V, 2P 3W Straight Blade
15 or 20A 125V, 2P 3W Straight Blade		HBL21CM29		20A 125V, 2P 3W Twist-Lock

Note: See following two pages for photographs and descriptions.
*Provides GFCI Protection

Marine Products Molded Straight Adapters

IP65
SUITABILITY

Molded Straight Adapters



HBL21CM28



HBL21CM29



HBL31CM28



HBL31CM29



HBL61CM25

HBL61CM22
HBL61CM22W



HBL61CM55
HBL61CM54



HBL61CM59
HBL61CM56



HBL61CM100



HBL105GF



HBL61CM71



HBL61CM72

Description	Catalog Numbers
Permits use of 20A 125V Twist-Lock® locking type plug with 15 or 20A 125V straight blade receptacle. IP20 SUITABILITY.	HBL21CM28**
Permits use of 15A or 20A 125V straight blade plug with 20A 125V Twist-Lock locking type receptacle. IP20 SUITABILITY.	HBL21CM29**
Permits use of 30A 125V Twist-Lock® locking type plug with 15 or 20A 125V straight blade receptacle. IP20 SUITABILITY.	HBL31CM28
Permits use of 15A or 20A 125V straight blade plug with 30A 125V Twist-Lock locking type receptacle. IP20 SUITABILITY.	HBL31CM29
Permits use of 30A 125V cable set, #HBL61CM08, with 15 or 20A 125V straight blade receptacle. Anchor locking screw on plug when screwed down resists pullout of the cable set.	HBL61CM22
Same as #HBL61CM22, except white.	HBL61CM22W
Permits use of 30A 125V cable set, #HBL61CM08, with 20A 125V Twist-Lock® receptacle, #HBL23CM10.	HBL61CM25
Permits use of 50A 125V cable set, #HBL61CM53, with 15 or 20A 125V straight blade receptacle.	HBL61CM54
Permits use of 30A 125V cable set, #HBL61CM08, with 50A 125V Twist-Lock® receptacle, #HBL63CM70.	HBL61CM55
Permits use of 50A 125V cable set, #HBL61CM53, with 30A 125V Twist-Lock® receptacle, #HBL26CM10.	HBL61CM56
Permits use of 50A 125/250V Twist-Lock® locking type cable set, #HBL61CM52, with 50A 125/250V crow foot straight blade receptacle #HBL7962.	HBL61CM59
Permits use of 30A 125V cable set, #HBL61CM08, with 50A 125/250V Twist-Lock® receptacle, #HBL63CM69.	HBL61CM71 [^]
Permits use of 50A 125V cable set, #HBL61CM53, with 50A 125/250V Twist-Lock® receptacle, #HBL63CM69.	HBL61CM72 [^]
Permits use of 15A 125V 3 wire straight blade plug with 15 or 20A 125V 2 wire straight blade receptacle.	HBL5273L* **
Permits a 100 amp 125/250 volt cable set to plug into a single 50 amp 125/250 volt outlet.	HBL61CM100
Permits use of 15A straight blade plug with 30A 125V Twist-Lock® receptacle; with GFCI protection.	HBL105GF

Notes: *Not shown.

** UL listed.

Adapters do not provide overcurrent protection.

Adapters do not provide GFCI protection except HBL105GF.

[^] The male plug end (50A 125/250V) has a blade removed and the blade slot filled with epoxy Omitting the blade ensures achieving 125V safely.



Molded Y Adapters

Description	Catalog Numbers
Permits use of two 30A 125V cable sets, #HBL61CM08, with one 50A 125/250V receptacle, #HBL63CM69.	HBL64CM54
Permits use of two 50A 125V cables sets, #HBL61CM53, with one 50A 125/250V receptacle, #HBL63CM69.	HBL64CM55
Permits use of two 30A 125V cable sets, #HBL61CM08, with one 30A 125V receptacle, #HBL26CM10.	HBL64CM56
Permits use of two 30A 125V cable sets, #HBL61CM08, with one 50A 125V receptacle, #HBL63CM70.	HBL64CM57
Permits use of two 30A 125V cable sets, #HBL61CM08, with one 50A 125/250V crow-foot straight receptacle, #HBL7962.	HBL64CM59

Notes: The adapters shown on this page are not UL Listed because of the nature of adapters with their variety of ratings. Adapters do not provide overcurrent protection. Adapters do not provide GFCI protection except HBL105GF.



HBL64CM56



HBL64CM55



HBL64CM59



HBL64CM54



HBL64CM57

Marine Products
Internationally Rated
 16, 32, 63 Ampere, 240 Volt
Pin and Sleeve Devices



HBL316B6W



HBL316R6W



HBL316C6W



HBL316P6W



PC320



BB201W

IP67
SUITABILITY

UL Classified to IEC 60309-1 and 60309-2

Devices are 2 pole plus earth (⊕) rated 240V in either 16A, 32A or 63A.

2 Pole ⊕ ⊕ 16A 240V



Description	Catalog Numbers
Shore power inlet with mounting holes 3 1/8" (79.3) on centers and 2 23/32" (69.1) diameter on rear portion.	HBL316B6W
Connector body with cord grip range of .360"-.830" (9.1-21.1).	HBL316C6W
Shore power receptacle with mounting holes 3 1/8" (79.3) on centers and 2 23/32" (69.1) diameter on rear portion.	HBL316R6W
Plug with cord grip range of .360"-.830" (9.1-21.1).	HBL316P6W
Closure plug for #HBL316B6W. Not CSA.	PC320
Back box for inlets and receptacles is cast aluminum with corrosion resistant alkyd-based enamel finish and two 3/4" N.P.T. hubs.	BB201W
Feed-thru box for inlets and receptacles is cast aluminum with corrosion resistant alkyd-based enamel finish and one 3/4" N.P.T. hubs.	FT202W

2 Pole ⊕ ⊕ 32A 240V

Description	Catalog Numbers
Shore power inlet with mounting holes 3 1/8" (79.3) on centers and 2 23/32" (69.1) diameter on rear portion.	HBL332B6W
Connector body with cord grip range of .450"- 1.250" (11.4-31.8).	HBL332C6W
Shore power receptacle with mounting holes 3 1/8" (79.3) on centers and 2 23/32" (69.1) diameter on rear portion.	HBL332R6W
Plug body with cord grip range of .450"- 1.250" (11.4-31.8).	HBL332P6W
Closure plug for #HBL332B6W. Not CSA.	PC3430
Back box for inlets and receptacles is cast aluminum with corrosion resistant alkyd-based enamel finish and one 1" N.P.T. hub.	BB301W

2 Pole ⊕ ⊕ 63A 240V

Description	Catalog Numbers
Shore power inlet with mounting holes 3 7/8" (98.4) on centers and 3 15/32" (88.1) diameter on rear portion.	HBL363B6W
Connector body with cord grip range of .700"- 1.450" (17.8-36.8).	HBL363C6W
Shore power receptacle with mounting holes 3 7/8" (98.4) on centers and 3 15/32" (88.1) diameter on rear portion.	HBL363R6W
Plug body with cord grip range of .700"- 1.450" (17.8-36.8).	HBL363P6W
Closure plug for #HBL363B6W. Not CSA.	PC60
Back box with 1 1/2" N.P.T. hub.	BB601W
Back box for inlets and receptacles has 15° angle section which can be installed in any of 4 positions. Box is cast aluminum with corrosion resistant gray alkyd-based enamel finish and 1 1/2" N.P.T. hub which can be mounted for either top or bottom feed.	FW60100

Marine Products

Internationally Rated

16, 32 Ampere, 230 Volt

Ship-to-Shore Power System

Hubbell offers the only CE certified electrical shore power system truly dedicated for boats destined for Europe and the International community. Hubbell's offering of international shore power inlets is available in stylized #316 Type Stainless Steel as well as attractive white non-metallic types resembling our domestic offering in style and appearance but are not interchangeable with the domestic shore power system.

Utilizing standard NEMA (National Electrical Manufacturer's Association) configurations not typically used in the marine market, Hubbell can offer a safe and non-interchangeable 16 Amp 230 Volt system and 32 Amp 230 Volt system for use with 50 cycle systems. The system includes white power supply cables (one-end, female only) in both the 16 Amp and 32 Amp categories.

IP56

SUITABILITY

**16 Amp 230 Volt
Ship-To-Shore Power System**

Description	Catalog Numbers
Non-metallic, white, stylized, U.V. resistant shore power inlet. White Centrex cover makes the inlet weatherproof when closed. Mounting holes are 2 3/8" (60.3) on centers and match most existing mounting patterns. Rear enclosure strain/relief cap is provided.	HBL316NM
Traditional, stainless steel shore power inlet has new easy-to-wire terminations. Interior is transparent for quick and easy visual inspection. Interior is shielded from the elements by a gasketed, self-closing cover, watertight when cover is screwed in place. Mounting holes are 2 3/8" (60.3) on centers. Mounting screws and gasket included. Protective rear enclosure/strain relief also included.	HBL316SSX
25' (7.6m) white, vinyl jacketed power supply cord with female (boat side) end only; other end blunt cut.	HBL316CSW25
50' (15.2m) white, vinyl jacketed power supply cord with female (boat side) end only; other end blunt cut.	HBL316CSW
Yellow locking connector replacement end for #HBL316CSW25 & #HBL316CSW.	HBL316CRC
White Seal-Tite cover with threaded sealing ring for use with #HBL316CRC and #HBL332CRC connector bodies.	HBL103RX

32 Amp 230 Volt, 50 Cycle Ship-To-Shore Power System

Description	Catalog Numbers
Non-metallic, white, stylized, U.V. resistant shore power inlet. White Centrex cover makes the inlet weatherproof when closed. Mounting holes are 2 3/8" (60.3) on centers and match most existing mounting patterns. Rear enclosure/strain relief cap is provided.	HBL332NM
Traditional, stainless steel shore power inlet has new easy-to-wire terminations. Interior is transparent for quick and easy visual inspection. Interior is shielded from the elements by a gasketed, self-closing cover, watertight when cover is screwed in place. Mounting holes are 2 3/8" (60.3) on centers. Mounting screws and gasket included. Protective rear enclosure/strain relief also included.	HBL332SSX
50 ft. (15.2m) white, vinyl jacketed power supply cord with female (boat side) end only; other end blunt cut.	HBL332CSW
Yellow locking connector replacement end for #HBL332CSW.	HBL332CRC
White Seal-Tite cover with threaded sealing ring for use with #HBL316CRC and #HBL332CRC connector bodies.	HBL103RX

HBL316NM
HBL332NMHBL316SSX
HBL332SSXHBL316CSW25
HBL316CSW
HBL332CSWHBL316CRC
HBL332CRC

HBL103RX

Marine Products
15 Ampere, 125V AC
 2 Pole 3 Wire
TWIST-LOCK® Locking Type Devices



HBL47CM00



HBL52CM21 HBL52CM21W



HBL47CM20C



HBL60CM23



HBL47CM29C



HBL60CM24



HBL47CM15



HBL47CM16



NEMA L5-15R

15A 125V AC Twist-Lock Devices

Description	Catalog Numbers
Yellow duplex receptacle has heat resistant body. IP20 SUITABILITY.	HBL47CM00
Yellow Valox® spring-loaded lift cover plate for weatherproofing duplex receptacles. Stainless steel screws and neoprene gasket included for mounting to FS/FD type weatherproof boxes. IP20 SUITABILITY.	HBL52CM21
Same as #HBL52CM21 except white in color. IP20 SUITABILITY.	HBL52CM21W
Same as #HBL52CM21 except gray in color. IP20 SUITABILITY.	HBL5221
Same as #HBL52CM21 except for mounting to standard boxes. IP20 SUITABILITY.	HBL52CM22*
Same as #HBL52CM22 except gray in color. IP20 SUITABILITY.	HBL5222*
Yellow Insulgrip® plug has rugged nylon housing and detachable cord grip with range of .296"-.687" (7.5-17.4) that utilizes a unique offset jaws arrangement to provide secure strain relief.	HBL47CM20C
Short yellow Seal-Tite® cover for weatherproofing #HBL47CM20C Insulgrip® plug when used with receptacles or connector bodies. Also can be used to weatherproof #HBL47CM29C Insulgrip® connector body when used with #HBL47CM16 flanged inlet. IP55 SUITABILITY.	HBL60CM23+
Yellow Insulgrip® connector body has rugged nylon housing and detachable cord grip with range of .296"-.687" (7.5-17.4) that utilizes a unique offset jaws arrangement to provide secure strain relief.	HBL47CM29C
Yellow Seal-Tite® plug when used with receptacles or connector bodies. Also can be used to weatherproof #HBL47CM29C Insulgrip® connector body when used on extension cords and adapters. IP20 SUITABILITY.	HBL60CM24+
Panel mount flanged outlet has heat resistant melamine interior and stainless steel casing. IP20 SUITABILITY.	HBL47CM15
Panel mount flanged inlet has heat resistant melamine interior and stainless steel casing. IP20 SUITABILITY.	HBL47CM16
Three conductor, #14 AWG type STW, yellow PVC jacketed portable cord has jute fillers for added flexibility and is ideal for making cable sets, extension cords and adapters as it will not mark the boat's deck. Available in 250' (76.2m) lengths only.	YC314250*

Notes: *Not shown.

+ Boots are not UL listable.

Valox ® is a registered trademark of General Electric Company.

Marine Products
15 Ampere, 125V AC
 2 Pole 3 Wire
Straight Blade Devices



IP20
 SUITABILITY



15A 125V

15A 125V AC Straight Blade Devices

NEMA 5-15R

Description	Catalog Numbers
Yellow single receptacle features Rynite® body and abuse resistant nylon face.	HBL52CM61
Yellow corrosion resistant duplex receptacle. Use where salt or other corrosive elements are a problem.	HBL52CM62
Same as #HBL52CM62 except ivory.	HBL52CM62I*
Yellow Insulgrip® plug has rugged nylon housing and detachable cord grip with range of .230"-.720" (5.8-18.3) that utilizes a unique offset jaws arrangement for secure strain relief.	HBL52CM66C
Yellow Seal-Tite® cover for weatherproofing straight blade Insulgrip plugs, #HBL52CM66C and #HBL53CM66C, when used with receptacles and connector bodies. Can also be used to weatherproof Insulgrip connector bodies when mating with flanged inlets. IP55 SUITABILITY . Not UL or CSA. Note: For Insulgrip® devices only.	HBL60CM17*+
Yellow Insulgrip® connector body has rugged nylon housing and detachable cord grip with range of .230" to .720" (5.8-18.3) that utilizes a unique offset jaws arrangement for secure strain relief.	HBL52CM69C
Yellow Seal-Tite® cover for weatherproofing straight blade Insulgrip connector bodies, #HBL52CM69C and #HBL53CM69C, on extension cords and adapters. IP55 SUITABILITY . Not UL or CSA. Note: For Insulgrip® devices only.	HBL60CM18*+
Yellow Valise® plug has one-piece nylon housing that assembles easily with two screws. Built-in cord grip has range of .220"-.660" (5.6-16.8).	HBL52CM66V
Yellow Valise® connector body has one-piece nylon housing that assembles easily with two screws. Built-in cord grip has range of .220"-.660" (5.6-16.8).	HBL52CM69V
Yellow Insulgrip® plug with anchor locking screw to prevent accidental pull-out. The plug is "locked" into the receptacle when the screw is turned down so the head is flush with the plug surface. The cord grip range is .296"-.687" (7.5-17.4). UL Recognized Component.	HBL52CM80C
Compact gray nylon panel mount inlet ideal for bass boat battery charging connection. Has gasketed spring-loaded lift cover for weatherproofing front and neoprene boot for weatherproofing rear. Will accept both 15A 125V and 20A 125V 2 pole, 3 wire straight blade connector bodies.	HBL61CM64
Same as #HBL61CM64 except black in color.	HBL61CM64BK*
Yellow Valox® spring-loaded lift cover plate for weatherproofing duplex receptacles. Stainless steel screws and neoprene gasket included for mounting to FS/FD type weatherproof boxes.	HBL52CM21*
Same as #HBL52CM21 except gray in color.	HBL5221*
Same as #HBL52CM21 except for mounting to standard boxes.	HBL52CM22*
Same as #HBL52CM22 except gray in color.	HBL5222*
Yellow Valox® spring-loaded lift cover plate for weatherproofing single straight blade receptacles. Stainless steel screws and neoprene gasket included. For mounting to FS/FD type weatherproof boxes. IP44 SUITABILITY .	HBL74CM23WO
Same as #HBL74CM23WO except gray in color. IP44 SUITABILITY .	HBL7423WO*

Notes: *Not shown.
 + Boots are not UL listable.

Rynite® is a registered trademark of E. I. DuPont.
 Valox® is a registered trademark of General Electric Company.



HBL52CM61

HBL52CM62



HBL52CM66C



HBL52CM69C



HBL52CM66V



HBL52CM69V



HBL52CM80C



HBL74CM23WO
 HBL7423WO



HBL61CM64



Portable Ground Fault Circuit Interrupters and Testers



GFP15M



GFT2G



HBL5200



GFP315A

GFP6C15M
GFP25C15M

Portable Ground Fault Circuit Interrupters (GFCIs)

These UL Listed portable GFCIs have been designed to protect people from line-to-ground electrical shock hazards which may develop from faulty appliance, tools or defective portable cords. If a ground fault does occur and the leakage level exceeds 4 to 6 milliamps, the GFCI unit quickly acts to protect the user by opening the circuit, thus interrupting the power supply and limiting the duration of any electrical current flow. After tripping, the module is reset by pushing a button on its face. A test button allows the user to test that the GFCI is in working order.

Note: GFCI devices will not protect against overloads or short circuits.

Portable Ground Fault Circuit Interrupters and Testers

Description	Catalog Numbers
This unit is small and compact - measuring only 4 ³ / ₁₆ " H x 5 ³ / ₁₆ " L x 6 ¹¹ / ₁₆ " W (10.6cm H x 13.2cm L x 17.0cm W) and weighing only 3 pounds - yet protects as many as four tools at one time. The housing is high impact yellow polycarbonate as are the liftcovers which protect the receptacles from dirt and damage. Simply insert the plug on the end of the 6' (1.8m) cord into any 60Hz 120V receptacle and then plug the equipment to be used into one of the receptacles on the unit. Incorporates a 20 Amp GFCI module that can be replaced in the field. The module provides not only ground fault protection, but also contains the no voltage release feature.	GFP15M
3-outlet plug-in unit. Plugs into boat convenience receptacles to provide ground fault protection.	GFP315A
This unit is designed to measure the trip level of GFCI portables, receptacles, or breakers within any range from 2 to 7 milliamperes, or the leakage in portable tools or appliances within a leakage range of 1 to 7 milliamperes. It can be used on any AC circuit of 110 to 130V.	GFT2G
This outlet circuit tester has a simple arrangement of neon lights which visually indicate correct wiring, reversed polarity, open ground wire, open neutral wire, open hot wire, hot and ground reversed and hot wire on neutral terminal, and hot terminal unwired. Simply plug the #HBL5200 into a single phase 125V 2 pole 3 wire outlet and the combination of lighted and/or unlighted lamps will immediately indicate the condition of the circuit. The instructions and symbol identification are printed on durable polyester labels permanently attached to the tester. To test other 2 pole 3 wire single phase 125V outlets, use one of the proper adapters shown on pages V-26 and V-27.	HBL5200

GFCI Line Cord Devices

Ideal for personal plug-in protection at marinas and onboard boats when used with pumps, drills, sanders and all portable electrical equipment. GFCI mechanism is watertight and approved for outdoor use. High visibility yellow SJTW-A power cord resists moisture, chemicals and sunlight. Two different lengths available.

GFP6C15M 6' (1.8m) line cord
GFP25C15M 25' (7.6m) line cord

GFCI Specifications

Rating: 15A 120V 60Hz 2 pole 3 wire straight blade
Trip Level: 4-6 milliamps
Trip Time: .025 seconds nominal
Frequency: 60 Hertz nominal
Voltage: 120 volts +10%, -15%
Max Interrupting Capacity: 2,000 amperes
Max Humidity: 95%
UL Class A

Marine Products

GFCI and Surge Protection

Inside the Boat



The American Boat and Yacht Council recommends the use of ground fault protected receptacles in a head, galley, machinery space or on a weather deck. Refer to ABYC "Ground Fault Protection".

Ground Fault Circuit Interrupter (GFCI) Receptacles

These UL Listed receptacles have been designed to protect people from line-to-ground electrical shock hazards which may develop from faulty appliance, tools or defective portable cords. If a ground fault does occur and the leakage level exceeds 4 to 6 milliamps, the GFCI unit quickly acts to protect the user by opening the circuit, thus interrupting the power supply and limiting the duration of any electrical current flow. After tripping, the receptacle is reset by pushing a button on its face. A test button allows the user to test that the GFCI is in working order.

Note: All Hubbell GFCI receptacles are in compliance with new UL 943 Mandate. GFCI receptacles will not protect against overloads or short circuits.

Hubbell's GFCI receptacles can be mounted on any standard 2 1/2" (63.5) deep box. A feed-thru feature provides protection not only at that receptacle but also at any other receptacle located downstream from it on the same circuit.

These devices meet the requirements of The National Electric Code and American Boat and Yacht Council Standard and will accept locking fork terminals. Ground Fault Receptacles are also available for OEM applications. Devices rated for 15A and 20A are available in brown, ivory, gray and white. Consult factory for details.

Caution: Ground Fault Receptacles should not be mounted in locations exposed to salt spray nor in the engine room. For GFCI protection of such locations, downstream feeding from an internally located Ground Fault Receptacle is recommended.

GFCI Receptacles and Surge Suppression Receptacles

Description	Catalog Numbers
15A 125V brown GFCI duplex receptacle. Brown nylon wall plate included.	GF5252MA*
Same as #GF5252MA except receptacle and plate are ivory.	GF5252MIA*
Same as #GF5252MA except receptacle and plate are white.	GF5252MWA
Same as #GF5252MA except receptacle and plate are gray.	GF5252MGYA*
Gray PVC weatherproof lift cover plate for ground fault receptacles (such as #GF5252MGYA) and Style Line® receptacles. For vertical mounting in standard or FS/FD type boxes.	CWP26CR
Same as CWP26CR except white	CWP26CRW
Ivory duplex surge suppression receptacle with power on indicator light and damage-alert alarm beeper.	HBL5262ISA

*Note: *Not shown.*

Surge Suppression Receptacles 15A 125V AC Nominal. UL Listed at 400V Max. suppressed voltage.

Suitable for ANSI/IEEE C 62.41-installation categories "A" (outlets and long branch circuits) and "B" (major feeders and short branch circuits). The Hubbell Surge Suppression Receptacle helps protect your electronic equipment from damage caused by transient voltages. The receptacle contains metal oxide varistors which dissipate the electrical energy of voltage spikes without interfering with normal operations.



GF5252MWA



CLOSE-UP
TERMINALS



CWP26CR
CWP26CRW



HBL5262ISA



Marine Products Receptacles

Inside the Boat

15 and 20 Ampere, 125V AC



HBL2132MI



CRO15



CRO20I



HBL5251



HBL5361I



HBL52CM62I



HBL8200ILI



HBL6079

Style Line® Receptacles

- High-Impact nylon face resists breaking, chipping and cracking.
- Will accept locking fork terminal to comply with ABYC standards.
- Available in 4 colors for any decor with matching wall plates.
- Smooth, high-gloss finish for rich appearance.

Style Line Series

Description	Catalog Numbers
15A 125V AC brown duplex receptacle. See note.	HBL2132M*
Same as #HBL2132M except ivory. See note.	HBL2132MI
Same as #HBL2132M except white. See note.	HBL2132MW*
Same as #HBL2132M except gray. See note.	HBL2132MGY*

Commercial Series

Description	Catalog Numbers
15A 125V AC brown duplex receptacle. See note.	CRO15
Same as #CRO15 except gray. See note.	CRO15GRY*
Same as #CRO15 except ivory. See note.	CRO15I*
20A 125V brown duplex receptacle. See note.	CRO20*
Same as #CRO20 except black. See note.	CRO20BLK*
Same as #CRO20 except gray. See note.	CRO20GRY*
Same as #CRO20 except ivory. See note.	CRO20I
Same as #CRO20 except white. See note.	CRO20WHI*
15A 125V brown single receptacle.	HBL5251
Same as #HBL5251 except ivory.	HBL5251I*
20A 125V brown single receptacle.	HBL5361*
Same as #HBL5361 except ivory.	HBL5361I

Corrosion Resistant Series

Description	Catalog Numbers
15A 125V yellow corrosion resistant duplex receptacle. Use where salt or other corrosive elements are a problem.	HBL52CM62*
Same as #HBL52CM62 except ivory.	HBL52CM62I

Special Application Series

Description	Catalog Number
Illuminated receptacle 15A 125V grounding. A high quality receptacle with something extra: an illuminated face. Ideal for use in halls or as a gentle night light.	HBL8200ILI

Outlet Box

Description	Catalog Number
Plastic switch/receptacle box. Measures 3 9/32" x 2 3/16" x 2 1/2" (83.3 x 55.6 x 63.5) deep. For mounting in walls without studs. A support strap is provided which pulls box tightly against back side of wall. Not CSA.	HBL6079

Note: Will accept locking fork terminal to comply with ABYC standards.
*Not shown.

Marine Products
Switches & Weatherproof Switch Plates
 15 and 20 Ampere, 120-277V AC



Commercial Series

Description	Catalog Numbers
Single-pole toggle switch for controlling AC load from one point, brown handle. See note.	CS115*
Same as #CS115 except gray handle. See note.	CS115GY*
Same as #CS115 except ivory handle. See note.	CS115I
Same as #CS115 except office white handle. See note.	CS115OW*
Same as #CS115 except white handle. See note.	CS115W*
Three-way toggle switch for controlling AC load from two points, brown handle. See note.	CS315*
Same as #CS315 except gray handle. See note.	CS315GY*
Same as #CS315 except ivory handle. See note.	CS315I*
Same as #CS315 except office white handle. See note.	CS315OW*
Same as #CS315 except white handle. See note.	CS315W*



CS115I

Special Application Series

Description	Catalog Numbers
20A 120V toggle switch with neon lamp set in ivory handle. Handle illuminates when switch is in "OFF" position.	HBL1221IL
20A 120V three-way toggle switch with illuminated ivory handle for controlling AC load from two points. Handle illuminates when "OFF."	HBL1223IL*
20A 120V single-pole toggle switch with neon lamp set in clear red handle. Handle illuminates when switch is "ON." Serves as instant reminder that current is flowing to an appliance.	HBL1221PL
20A 120V three-way toggle switch for controlling AC load from two points. Red handle illuminates when "ON."	HBL1223PL*
Single-pole PresSwitch® for controlling AC load from one point. Switch activated brown button.	HBL1281
Same as #HBL1281 except ivory button.	HBL1281I*
Three-way PresSwitch® for controlling AC load from two points. Switch activated brown button.	HBL1283†
Same as #HBL1283 except ivory button.	HBL1283I†
Yellow neoprene weatherproof plate for use only with PresSwitches. PresSwitch button is activated when bubble is pressed. Not CSA.	HBL17CM50†
Clear silicone rubber weatherproof bubble plate for use with all AC toggle switches and PresSwitches. Also ideal for use with lighted handle toggle switches. Not CSA.	HBL1795



HBL1221IL



HBL1221PL



HBL1281



HBL1283



HBL17CM50



HBL1795

Outlet Box

Description	Catalog Number
Plastic switch/receptacle box. Measures 3 9/32" x 2 3/16" x 2 1/2" (83.3 x 55.6 x 63.5) deep. For mounting in walls without studs. A support strap is provided which pulls box tightly against back side of wall. Not CSA.	HBL6079

Note: Will accept locking fork terminal to comply with ABYC standards.

*Not shown.

†Not UL Listed.



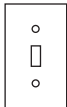
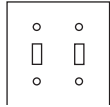
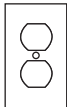
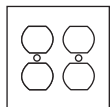

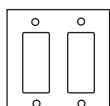
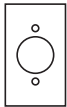
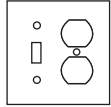
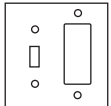



HBL6079

Marine Products

Wall Plates, TV & Phone Plates

Inside the Boat



		Color	Gangs	Smooth Nylon		Smooth Metal	
				Standard Series	Mid-Size Series	Brass	Stainless Steel
 P1	 P2	Ivory	One	P1	PJ1	B1	S1
		Gray	One	P1G	–	–	–
		White	One	P1W	PJ1W	–	–
		Brown	One	P1X	PJ1X	–	–
 P8	 P82	Ivory	One	P8	PJ8	B8	S8
		Gray	One	P8G	–	–	–
		White	One	P8W	PJ8W	–	–
		Brown	One	P8X	PJ8X	–	–
 HPS1	 HPS2	Ivory	One	HPS1I	PJ26	B26	S26
		Gray	One	HPS1G	PJ26G	–	–
		White	One	HPS1WA	–	–	–
		Brown	One	HPS1	PJ26X	–	–
 P7		Ivory	One	P7	PJ7	B7	S7
		Gray	One	P7G	–	–	–
		White	One	P7W	PJ7W	–	–
		Brown	One	P7X	PJ7X	–	–
 P18		Ivory	Two	P18	PJ18	B18	S18
		Gray	Two	P18G	–	–	–
		White	Two	P18W	PJ18W	–	–
		Brown	Two	P18X	PJ18X	–	–
 PJ126		Ivory	Two	–	PJ126	–	S126
		White	Two	–	PJ126WA	–	–
		Brown	Two	–	PJ126X	–	–
 P14		Ivory	One	P14	–	–	S13
		Gray	One	P14G	–	–	–
		White	One	P14W	–	–	–
		Brown	One	P14X	–	–	–
 PJ216	6 Conductor Telephone Jack.	Ivory	One	–	PJ216	–	–
		Brown	One	–	PJ216X	–	–
 PJ212 (Not CSA)	TV plate with RG59 Connector.	Ivory	One	–	PJ212	–	–



Marine Products

Communication Frames and Connectors

Hubbell now offers the ability to put 2 or 3 communication devices in a single, Style Line® plate.



Any combination of phone (6-position jack), cable TV (F-type connector) and Category 5e modular data jacks can be assembled onto a 2-port or 3-port frame - each sold individually so you can customize them how you need them - or - the highly popular phone & cable TV combination is available with the frame and matching wall plate under a single catalog number - in all the popular colors.

Finally - a single communications plate that can take the place of 2 or 3 plates - available from a company you can trust for superior quality.

Hubbell's Marine communication frames and connectors deliver high quality data and multimedia transmission to the point of connection. Hubbell's 2 and 3 port Styleline frames and leading edge connections allow for customized configurations. Install Hubbell's Marine communication offering and be assured a reliable connection.

2 Port Communication Frame, Fully Loaded (6-Position Phone Jack, F-Type Cable TV Jack and Style Line Plate Included)

Color	# of Ports	Connection Type	Catalog Numbers
White	2	USOC - F Type	FC26FW
Ivory	2	USOC - F Type	FC26FI
Black	2	USOC - F Type	FC26FBK
Gray	2	USOC - F Type	FC26FGY



FC26FGY
Style Line Frame, Loaded

Styleline Frames, 2 Port and 3 Port Unloaded

Color	# of Ports	Connection Type	Catalog Numbers
White	2	-	FCX244W
Ivory	2	-	FCX244I
Black	2	-	FCX244BK
Gray	2	-	FCX244GY
White	3	-	FCX344W
Ivory	3	-	FCX344I
Black	3	-	FCX344BK
Gray	3	-	FCX344GY



Styleline 2-port Unloaded Frames



Styleline 3-port Unloaded Frames

Category 5e Modular Keystone Jacks

Color	Wiring	No. Positions	Catalog Numbers
White	T568A/T568B	8-Positions	HBL5EW
Ivory	T568A/T568B	8-Positions	HBL5ETI
Black	T568A/T568B	8-Positions	HBL5EBK
Gray	T568A/T568B	8-Positions	HBL5EGY



Category 5e Jacks

USOC Modular Keystone Jacks

Color	Wiring	No. Positions	Catalog Numbers
White	USOC	6-Positions	HBLUW
Ivory	USOC	6-Positions	HBLUTI
Black	USOC	6-Positions	HBLUBK
Gray	USOC	6-Positions	HBLUGY



USOC 6-Position Jacks

F Type Connector Keystone

Color	Catalog Numbers
White	SIFW
Ivory	SIFI
Black	SIFBK
Gray	SIFGY



F Type Connector

Marine Products Panel Mount Toggle & Rocker Switches

12 Volt DC

KEY CHART



M11SP

1. Toggle switch
Fits panels up to 1/4" thick when not using the back-up nut provided; fits panels up to 3/16" thick when using the back-up nut. Requires a 1/2" mounting hole.



M11LRGSP

2. Lighted toggle switch
Built-in pilot light (R=red, G=green) for night vision. Same panel specs as #1.



M11LTR

3. Lighted-tip toggle switch
Red pilot light visible in tip of toggle only. Same panel specs as #1.











MR11SP

4. Rocker switch
Requires a 1 1/2" high x 7/8" wide rectangular opening.



MR123LRSP

5. Lighted rocker switch
Built-in pilot light for night vision. Same panel specs as #4.

	Typical Applications	Description	Catalog Numbers	Key
	Lights, bilge blower, bilge pump(s), accessories	Single pole, single throw. On/Off.	M11SP	1
			M11LRSP*	2
			M11LRGSP	2
			M11LTR	3
			MR11SP	4
			MR11LRSP*	5
	Horn, starter, winches, gauges	Single pole, single throw. Momentary On/Off.	M11MSP*	1
			M11LTRM*	3
			MR11MSP*	4
	Bilge pumps, speed selector, lights, navigation lights	Single pole, double throw. On/Off/On.	M123SP	1
			M123LTR*	3
			MR123SP*	4
			MR123LRSP	5
	Bilge pumps	Single pole, double throw. Momentary On/Off/On.	M123MSP*	1
			MR123MSP*	4
	Trim Tabs	Single pole, double throw. Momentary On/Off/Momentary On.	M123MMSP*	1
			MR123MMSP*	4
	Lights, accessories	Double pole, single throw. On/Off.	M21SP	1
			MR21SP*	4
	Navigation lights, wipers, dual fuel tanks	Double pole, double throw. On/Off/On.	M223SP	1
			MR223SP*	4
			MR223LRSP*	5
	Navigation lights, windlass	Double pole, double throw. On/Off/On (with jumper).	M223JSP*	1
	Winches, trim tabs, dual fuel tanks	Double pole, double throw. Momentary On/Off/Momentary On.	M223MMSP*	1
			MR223MMSP*	4
	Provides positive seal against moisture, oil, etc. Fits any non-lighted toggle switch.	Black silicone rubber boot bonded to brass nut.	MSB1	
	For remote operation of horn.	Pushbutton horn switch with 15/32" long nickel plated brass mounting stem. Terminals are .250" spade.	MH11	
	Fits MH11 horn switch.	Black pushbutton (horn) boot.	MHB11	

Note: *Not shown.

Electric Fishing Reel Devices

Hubbell has a DC rated electrical system designed specifically for larger electric fishing reel systems.

Up until now, larger electric fishing reel systems typically utilized 30 Amp AC rated corrosion resistant devices since there were no DC rated devices.

The system features a corrosion resistant plug, connector body and receptacle and can be used along with a Hubbell outlet box and weatherproof cover plate to complete the installation. These devices are all rated at 28 volts DC and are applicable for all 12, 24 and 32 volt DC fishing reel systems. The devices are UL listed and CSA certified. All devices are made of high-visibility yellow nylon that is impact resistant and U. V. stabilized for longer life. Also, the contacts are nickel plated for corrosion resistance.



HBL328DCR



HBL328DCP



HBL328DCC

Electric Fishing Reel Devices

Description	Catalog Numbers
Yellow, locking single receptacle with abuse-resistant face. Can be mounted in Hubbell box #HBL6080 and used with #HBL74CM25WOA weatherproof plate.	HBL328DCR
Yellow, locking plug has rugged nylon housing and rear dust seal to keep dust and foreign matter out.	HBL328DCP
Yellow, locking connector body has rugged, nylon housing and rear dust seal to keep dust and foreign matter out.	HBL328DCC

Accessories

Description	Catalog Numbers
Black phenolic type FD (deep) weatherproof box has two 3/4" (19.1) I.P.S. molded-in knockouts. 4 9/16"H x 2 15/16"W x 3 1/4"D (115.9H x 74.6W x 82.6D) and has 22 cubic inch capacity.	HBL6080
Spring-loaded lift cover plate, for weatherproofing #HBL328DCR outlet. White in color.	HBL74CM25WOAW
Same as #HBL74CM25WOAW except yellow in color.	HBL74CM25WOA



HBL6080




HBL7425WOA
HBL74CM25WOA
HBL74CM25WOAW

Marine Products Boatyard Accessory Items



WP8M

WP7D



WP826MHP



WP826MP



HBL6085



HBL10CM22S

Marine Grade Outlet Box Hoods

Description	Catalog Numbers
Cast aluminum outlet box hood: for duplex receptacles, vertical mount.	WP8M
Cast aluminum outlet box hood; for GFCI/Style Line receptacle; vertical mount.	WP26M
Same as #WP8M except horizontal mount.	WP8MH
Same as #WP26M except horizontal mount.	WP26MH
Cast aluminum outlet box hood; for 15A & 20A single straight blade receptacles; vertical mount.	WP7D
Cast aluminum outlet box hood; for 20A & 30A single locking receptacles; vertical mount.	WP723D
Non-metallic outlet box hood; for duplex, GFCI and Style Line® receptacles; vertical mount.	WP826MP
Same as #WP826MP except horizontal mount.	WP826MHP

Metallic

- Die cast Alloy 360 copper-free aluminum for maximum corrosion resistance and durability. Alloy 360 has less than .004% copper content.
- Finish is baked aluminum lacquer.

Non-metallic

- Impact resistant polycarbonate, an extremely durable thermoplastic.
- Transparent cover provides visibility to the connection.

ALL

- NEMA 3R rating when used with the appropriate weatherproof outlet box which is intended for outdoor use primarily to provide a degree of protection against rain, sleet, and

damage from external ice formation.

- Box or device mount for flexibility of installation.
- Gaskets are closed-cell foam.
- Meets OSHA lockout/tagout requirements.
- Latching covers hold securely.
- Large cord openings.
- Clearly marked UL and CSA logos.
- Covers include gasket and mounting screws. Lids have gasketless design.
- UL Listed/CSA Certified.
- Devices not included.
- Holes for padlocks are 1/4" (6.4 dia.).
- Drill points in four corners for box mounting.

Nylon Watertight Strain Relief Cord Connectors

These Hubbell nylon cord connectors provide strain relief and a watertight seal where cable enters a piece of equipment, panel, or box. A patented GOTCHA® ring, with a split and hinge design, allows for better adjustment to the cord as the connector nut is tightened, providing superior cord gripping compared to other types. A soft neoprene bushing compresses to keep liquids out and allows the nut to be easily tightened.

Description	Catalog Numbers
A gray male PVC adapter with 3/4" N.P.T. pipe thread for adapting PVC conduit to FS and FD boxes with 3/4" N.P.T. hub (#HBL6080, #HBL6080OS, #HBL60CM83). Not UL Listed.	HBL6085
Straight nylon cord connector, N.P.T. hub size 1/2", diameter range .250"-.375" (6.4-9.5).	HBL10CM22S
Straight nylon cord connector, N.P.T. hub size 1/2", diameter range .375"-.500" (9.5-12.7).	HBL10CM23S*
Straight nylon cord connector, N.P.T. hub size 3/4", diameter range .375"-.500" (9.5-12.7).	HBL10CM35S*
Straight nylon cord connector, N.P.T. hub size 3/4", diameter range .500"-.625" (12.7-15.9).	HBL10CM36S*
Straight nylon cord connector, N.P.T. hub size 3/4", diameter range .625"-.750" (15.9-19.1).	HBL10CM37S*
Straight nylon cord connector, N.P.T. hub size 1", diameter range .625"-.750" (15.9-19.1).	HBL10CM41S*

* Not shown.

Marine Products Boatyard Accessory Items

Non-Metallic Vaportight Incandescent Fixtures

These non-metallic, vaportight incandescent fixtures offer long life and trouble-free lighting in wet locations in marinas and on boats. Some features of these new units are:

- UV resistant, gray, glass filled thermoplastic polyester box, mounting adapters and globe guards resists abuse and harmful effects of the elements.
- Excellent temperature operating range of -40°F (-40°C) to +302°F (150°C) for use in areas with wide temperature variations or extreme ambient temperatures.
- High temperature silicone gasketing maintains integrity and molded threads for ease of installation/removal.
- Heat resistant glass globe withstands thermal shock in wet locations and has thread type mounting to assure weathertight sealing.
- High strength protective globe guard helps prevent accidental globe and lamp breakage.
- Accommodates Type A incandescent lamps up to 150 watts.
- U.L. listed including UL1571 (Incandescent Fixtures and Fixture Fittings) and UL 595 (Marine Type Miscellaneous Fixtures).



NVX15GHG



NVA15GHG



NVB

Lighting and Lighting Fixtures

Description	Catalog Numbers
Ceiling mount non-metallic, vaportight incandescent luminaire including the fixture, mounting box, guard and heat resistant glass globe. Accepts up to 150 watt Type A incandescent lamp (not included).	NVX15GHG*
Wall mount bracket only to adapt #NVX15GHG ceiling mount fixture to a wall mount fixture. Order #NVB and #NVX15GHG to get wall mount fixture.	NVB
Pendant mount non-metallic, vaportight incandescent luminaire including fixture, mounting cap, guard and heat resistant glass globe. Accepts up to 150 watt Type A incandescent lamp (not included).	NVA15GHG
Replacement guard to #NVX15GHG and #NVA15GHG.	NVG*
Heat resistant replacement globe for #NVX15GHG and #NVA15GHG. Made of tempered glass.	VCGP100*

Note: *Not shown

Marine Products
Marine Grade Dockside Boxes & Covers



HBL6080



HBL60CM83



HBL60CM84



HBL6080OS



HBL6087
HBL60CM88



HBL6081



PH6619



HBL6082

Marine Grade Dockside Boxes & Covers

Description	Catalog Numbers
Black phenolic type FD (deep) weatherproof box has two 3/4" (19.1) I.P.S. molded-in knockouts. 4 9/16"H x 2 15/16"W x 3 1/4"D (115.9H x 74.6W x 82.6D) and has 22 cubic inch capacity.	HBL6080
Yellow fiberglass type FD (deep) weatherproof box has two 3/4" (19.1) I.P.S. molded-in knockouts. 4 9/16" H x 2 15/16"W x 3 1/4"D (115.9H x 74.6W x 82.6D) and has 22 cubic inch capacity.	HBL60CM83
Yellow fiberglass type FD box same as #HBL60CM83 - except has two 1" (25.4) I.P.S. molded-in knockouts.	HBL60CM84
Black phenolic type FS (shallow) weatherproof box has two 3/4" (19.1) I.P.S. molded-in knockouts. 4 9/16"H x 2 15/16"W x 2 3/16"D (115.9H x 74.6W x 55.6D) and has 16 cubic inch capacity.	HBL6080OS
Black non-metallic FS box with 3/4" threaded hubs used for mounting phone and TV outlets and #PH6595 recreational vehicle inlet (see #PH6621 for mounting box on recreational vehicle). Cord connector included for strain relief and to maintain watertight integrity of box when cable is used. PVC adapter also included for connection of PVC conduit to box.	PH6619
Black phenolic junction box with four 3/4" (19.1) I.P.S. molded-in knock-outs. Has 4 1/8" (104.8) diameter and is 1 7/8" (47.6) deep.	HBL6081
Phenolic blank cover, 1/4" (6.4) thick, for #HBL6081 box.	HBL6082
Black phenolic black cover plate for #HBL6080OS.	HBL6087
Yellow Valox® blank cover plate for use with FS and FD type boxes.	HBL60CM88

Note: Valox ® is a registered trademark of General Electric Company.



Marine Products

Marine Grade Lift Cover Plates



Marine Grade Weatherproof Plates

Description	Catalog Numbers
Yellow Valox® spring-loaded lift cover plate for weatherproofing duplex receptacles. Stainless steel screws and neoprene gasket included for mounting to FS/FD type weatherproof boxes. IP20 SUITABILITY.	HBL52CM21
Same as #HBL52CM21 except white in color. IP20 SUITABILITY.	HBL52CM21W
Same as #HBL52CM21 except gray in color. IP20 SUITABILITY.	HBL5221*
Same as #HBL52CM21 except for mounting to standard boxes. IP20 SUITABILITY.	HBL52CM22*
Same as #HBL52CM22 except gray in color. IP20 SUITABILITY.	HBL5222*
Yellow Valox® spring-loaded lift cover plate for weatherproofing single straight blade receptacles. Stainless steel screws and neoprene gasket included. For mounting to FS/FD type weatherproof boxes. IP44 SUITABILITY.	HBL74CM23WO
Same as #HBL74CM23WO except gray in color. IP44 SUITABILITY.	HBL7423WO*
Yellow Valox® spring-loaded lift cover plate for weatherproofing old style #26CM10 receptacle. Meets the most stringent requirements of UL's three listing categories for weatherproof plates. Stainless steel screws and neoprene gasket included for mounting to FS/FD type weatherproof boxes. IP44 SUITABILITY.	HBL74CM24WO
Same as #HBL74CM24WO except gray in color. IP44 SUITABILITY.	HBL7424WO*
Yellow Valox® spring-loaded lift cover plate for weatherproofing #HBL26CM10 receptacle. Meets the most stringent requirements of UL's three listing categories for weatherproof plates. Stainless steel screws and neoprene gasket included for mounting to FS/FD type weatherproof boxes. IP44 SUITABILITY.	HBL74CM25WOA
Same as #HBL74CM25WOA except white in color. IP44 SUITABILITY.	HBL74CM25WOAW
Same as #HBL74CM25WOA except gray in color. IP44 SUITABILITY.	HBL7425WOA*
Yellow Valox® lift cover plate for weatherproofing 50A receptacles. Meets requirements of the most stringent of UL's three listing categories for weatherproof plates. Stainless steel screws and a neoprene gasket included. For mounting to FS/FD type weatherproof boxes. IP44 SUITABILITY.	HBL77CM74WO
Same as #HBL77CM74WO except gray in color. IP44 SUITABILITY.	HBL7774WO*

Note: *Not shown.

Commercial Grade Weatherproof Plates

Available in a host of configurations – Twist-Lock® and straight blade receptacles in single or duplex as well as switches – these plates are perfect for marine use. The PVC resists deterioration over time and has high tensile and impact strength. Each plate comes with a tightly sealing, rubberized gasket and a super strong lift cover spring.

Commercial Grade Weatherproof Plates

Description	Catalog Numbers
Gray PVC weatherproof lift cover plate for toggle switches (such as #CS115). For vertical mounting in standard or FS/FD type boxes.	CWP1CR
Gray PVC weatherproof lift cover plate for duplex receptacles (such as #HBL52CM62). For vertical mounting in standard or FS/FD type boxes.	CWP8CR
Gray PVC weatherproof lift cover plate for ground fault receptacles (such as #GF5252MGYA) and Style Line® receptacles. For vertical mounting in standard or FS/FD type boxes.	CWP26CR
Same as CWP26CR except white	CWP26CRW

Note: Valox ® is a registered trademark of General Electric Company.



HBL52CM21



HBL74CM23WO
HBL74CM24WO
HBL74CM25WOA



HBL77CM74WO



CWP1CR



CWP8CR



CWP26CR
CWP26CRW

Marine Products Electrical Standards

ABYC Standard, July 2001, Excerpts.

8.4 DEFINITIONS – For the purposes of this standard, the following definitions apply.

Ground fault circuit interrupter (GFCI) – A device intended for the protection of personnel that functions to de-energize a circuit, or portion thereof, within an established period of time when a current to ground exceeds some predetermined value that is less than that required to operate the overcurrent protective device of the supply circuit.

Watertight – So constructed that water will not enter the enclosure under the test conditions specified in NEMA standard 250.

Weatherproof – constructed or protected so that exposure to the weather will not interfere with successful operation.

8.12 GROUND FAULT PROTECTION

8.12.1 If installed, a ground fault protector (GFP) shall only be used to protect equipment.

NOTE: A ground fault circuit interrupter (GFCI) may be used on single phase AC circuits to provide additional protection for personnel and equipment.

8.12.2 GFCI and GFP breakers shall meet the requirements of Underwriters Laboratories standard UL 943, Ground Fault Circuit Interrupters, and the requirements of UL 489, Molded Case Circuit Protectors for Circuit Breaker Enclosures.

8.12.3 GFCI and GFP breakers may be installed as panelboard feeder breakers to protect all associated circuits or in individual branch circuits.

8.12.4 Single-pole GFCI and GFP breakers shall only be used if:

8.12.4.1 the single phase 120 volt system has a polarity indicator, or

8.12.4.2 the system uses either a polarization transformer, or the system is 120/240 volts.

8.12.5 GFCI receptacle devices shall meet the requirements of Underwriters Laboratories standard UL 943, Ground Fault circuit Interrupters, and the requirements of UL 498, Electrical Attachment Plugs and Receptacles.

8.12.6 GFCI receptacle devices may be installed as part of a convenience outlet installation either in single outlet applications or in multiple feed through installations. See ABYC E-8.17.8.

NOTE: Isolation transformer primary main breakers – GFP breakers may be installed as the main breaker on the primary side of isolation transformers. See E-8.23, Diagram 8 and Diagram 11. This GFP breaker will provide ground fault protection only for the primary winding of the transformer. Protection for circuits supplied by the secondary winding of the transformer may be provided in accordance with ABYC E-8.11.4, E-8.11.5, E-8.11.6.3, and E-8.12.4.

8.16 SWITCHES

8.16.1 Switches used in branch circuits shall simultaneously open all ungrounded conductor(s) of the branch circuit.

8.16.2 Switches shall have voltage ratings not less than the system voltage, current ratings not less than the connected load, and shall be rated for the type of load, i.e., inductive or resistive.

8.17 RECEPTACLES

8.17.1 Receptacles shall be installed in boxes that meet the requirements of UL 514A, Metallic Outlet Boxes, or 514C, Nonmetallic Outlet Boxes, Flush Device Boxes and Covers 514.D Cover plates for flush mounted wiring devices.

8.17.2 Receptacles shall be of the grounding type with a terminal provided for the grounding (green) conductor as shown in Figure 10 and Figure 11.

8.17.3 Receptacles and matching plugs used on AC systems shall

not be interchangeable with receptacles and matching plugs used on DC systems.

8.17.4 Power wiring for receptacles shall be connected so that the grounded (white) conductor attaches to the terminal identified by the word "white" or a light color (normally white or silver). The ungrounded conductor(s) shall be attached to the terminal(s) identified by a dark color (normally brass or copper) and, optionally, the letters X, Y, and Z or L1, L2, and L3.

8.17.5 A branch circuit supplying a combination of receptacle loads and permanently connected loads shall not supply fixed loads in excess of the following:

8.17.5.1 600 watts for a 15 ampere circuit;

8.17.5.2 1000 watts for a 20 ampere circuit.

NOTE: Refer to E-8.18.5 for load calculations.

8.17.6 Receptacles shall be installed in locations not normally subject to rain, spray, or flooding, but, if receptacles are used in such areas, the following shall apply:

8.17.6.1 Receptacles installed in locations subject to rain, spray, or splash shall be weatherproof as may be provided by a spring loaded, self closing cover.

8.17.6.2 Receptacles installed in areas subject to flooding or momentary submersion shall be of a watertight design as may be provided by a threaded, gasketed cover.

8.17.7 Receptacles provided for the galley shall be located so appliance cords can be plugged in without crossing a traffic area, galley stove, or sink.

8.17.8 If installed in a head, galley, machinery space, or on a weather deck, the receptacle shall be protected by a Type A (nominal 4-6 milliamperes) Ground Fault Circuit Interrupter (GFCI). See ABYC E-8.12.

NOTE: GFCI receptacle devices are not necessarily ignition protected per ABYC E-8.9.1.

8.22 SHORE POWER SUPPLY

8.22.1 Power Inlet – The receptacle, or receptacles, installed to receive a connecting cable to carry AC shore power aboard shall be a male type connector.

8.22.1.1 Power inlets installed in locations subject to rain, spray, or splash shall be weatherproof whether or not in use.

8.22.1.2 Power inlets installed in areas subject to flooding or momentary submersion shall be of a watertight design whether or not in use.

8.22.1.3 Metallic power inlets installed on metallic boats using an isolation transformer or a galvanic isolator shall be insulated from metallic structure and components. On nonmetallic boats using an isolation transformer or a galvanic isolator the power inlet shall be insulated from metallic components connected to the boat's ground.

8.22.2 Shore Power Cable – On each boat equipped with an AC shore power system, a shore power cable that contains the conductors for the power circuit and a grounding (green) conductor shall be provided.

8.22.2.1 Except where the shore power cable is permanently connected to the boat, the boat end of this cable shall be terminated with a locking and grounding female type connector to match the boat power inlet. See Figure 11 and Figure 12.

8.22.2.2 The shore power cable shall be flexible cord with the minimum properties of Type SO, ST, STO, SEO, or STOOW, and shall be suitable for outdoor use. The shore connection end of this cable shall be fitted with a locking and grounding type plug with the required number of poles and shall comply with the National Electrical Code. See Figure 11 or Figure 12 and Appendix AP Table 2.

Wiring Device – Kellems

Catalog Number Index

Catalog Number	Page Number	Catalog Number	Page Number	Catalog Number	Page Number	Catalog Number	Page Number
B1	36	FC26FW	37	HBL303SSBL	5	HBL52CM69V	31
B18	36	FCX244BK	37	HBL303SSO	5	HBL52CM80C	31
B2	36	FCX244GY	37	HBL316B6W	28	HBL5361	34
B26	36	FCX244I	37	HBL316C6W	28	HBL5361I	34
B262	36	FCX244W	37	HBL316CSW	29	HBL53CM61	21
B7	36	FCX344BK	37	HBL316CSW25	29	HBL53CM62	21
B8	36	FCX344GY	37	HBL316NM	29	HBL53CM66C	21
B82	36	FCX344I	37	HBL316P6W	28	HBL53CM69C	21
BB1001W	15, 18	FCX344W	37	HBL316R6W	28	HBL5EW	37
BB1002W	18	FT202W	28	HBL316SSX	29	HBL5EBK	37
BB100N	15, 18	FW60100	17, 19, 28	HBL31CM28	25, 26	HBL5EGY	37
BB201W	28	GF5252MA	33	HBL31CM29	25, 26	HBL5ETI	37
BB301W	28	GF5252MGYA	33	HBL328DCC	39	HBL6079	34, 35
BB601W	28	GF5252MIA	33	HBL328DCP	39	HBL6080	39, 42
CA100	17, 19	GF5252MWA	33	HBL328DCR	39	HBL6080OS	42
CR16277	10	GFP15M	32	HBL332B6W	28	HBL6081	42
CR16279	12	GFP315A	32	HBL332C6W	28	HBL6082	42
CR16914	8	GFT2G	32	HBL332CRC	29	HBL6085	40
CRO15	34	HBL103RX	29	HBL332CSW	29	HBL6087	42
CRO15GRY	34	HBL105GF	25	HBL332NM	29	HBL60CM17	21, 31
CRO15I	34	HBL10CM22S	40	HBL332P6W	28	HBL60CM18	21, 31
CRO20	34	HBL10CM23S	40	HBL332R6W	28	HBL60CM19	21
CRO20BLK	34	HBL10CM35S	40	HBL332SSX	29	HBL60CM23	30
CRO20GRY	34	HBL10CM36S	40	HBL363B6W	28	HBL60CM24	30
CRO20I	34	HBL10CM37S	40	HBL363C6W	28	HBL60CM31	6, 20
CRO20WHI	34	HBL10CM41S	40	HBL363P6W	28	HBL60CM31V	7, 20
CS1004	14	HBL1221IL	35	HBL363R6W	28	HBL60CM31W	6, 20
CS100IT4	14	HBL1221PL	35	HBL47CM00	30	HBL60CM32	6, 20
CS100IT5	14	HBL1223IL	35	HBL47CM15	30	HBL60CM32V	7, 20
CS115	35	HBL1223PL	35	HBL47CM16	30	HBL60CM33	6
CS115GY	35	HBL1281	35	HBL47CM20C	30	HBL60CM33V	7
CS115I	35	HBL1281I	35	HBL47CM29C	30	HBL60CM33W	6
CS115OW	35	HBL1283	35	HBL503NM	10	HBL60CM75	5
CS115W	35	HBL1283I	35	HBL503RI	10	HBL60CM83	42
CS315	35	HBL1795	35	HBL503SS	10	HBL60CM84	42
CS315GY	35	HBL17CM50	35	HBL504NM	12	HBL60CM88	42
CS315OW	35	HBL2132M	34	HBL504RI	12	HBL61CM03	3
CS315W	35	HBL2132MGY	34	HBL504SS	12	HBL61CM03W	3
CS50EXT4	14	HBL2132MI	34	HBL5200	32	HBL61CM05	3
CS50EXT5	14	HBL2132MW	34	HBL5221	21, 30, 31, 43	HBL61CM08	3
CS754	14	HBL21CM28	25, 26	HBL5222	21, 30, 31, 43	HBL61CM08W	3
CS75IT4	14	HBL21CM29	25, 26	HBL5251	34	HBL61CM100	25, 26
CS75IT5	14	HBL23CM10	20	HBL5251I	34	HBL61CM22	25, 26
CW100IT4	14	HBL23CM11	20	HBL5262ISA	33	HBL61CM22W	25, 26
CW100IT5	14	HBL23CM11V	20	HBL5273L	25	HBL61CM25	25, 26
CW125IT4	14	HBL23CM13	20	HBL52CM21	21, 30, 31, 43	HBL61CM42	13
CW125IT5	14	HBL26CM10	6	HBL52CM21W	21, 30, 31, 43	HBL61CM42W	13
CW754	14	HBL26CM11	6			HBL61CM43	11
CWP1CR	43	HBL26CM11V	7	HBL52CM22	21, 30, 31, 43	HBL61CM52	13
CWP26CR	33, 43	HBL26CM11VB	7	HBL52CM61	31	HBL61CM52W	13
CWP26CRW	33, 43	HBL26CM13	6	HBL52CM62	31	HBL61CM53	11
CWP8CR	43	HBL26CM13V	7	HBL52CM62I	31	HBL61CM53W	11
FC26FBK	37	HBL303INT	5	HBL52CM66C	31	HBL61CM54	25, 26
FC26FGY	37	HBL303NM	5	HBL52CM66V	31	HBL61CM55	25, 26
FC26FI	37	HBL303SS	5	HBL52CM69C	31	HBL61CM56	25, 26

Wiring Device – Kellems

Catalog Number Index

Catalog Number	Page Number	Catalog Number	Page Number	Catalog Number	Page Number	Catalog Number	Page Number
HBL61CM59	25, 26	HPS2WA	36	P2	36	PJ2X	36
HBL61CM64	31	M11LRGSP	38	P2G	36	PJ7	36
HBL61CM64BK	31	M11LRSP	38	P2W	36	PJ7W	36
HBL61CM65	21	M11LTR	38	P2X	36	PJ7X	36
HBL61CM71	25, 26	M11LTRM	38	P7	36	PJ8	36
HBL61CM72	25, 26	M11MSP	38	P7G	36	PJ82	36
HBL63CM60	10	M11SP	38	P7W	36	PJ82W	36
HBL63CM61	11	M123LTR	38	P7X	36	PJ82X	36
HBL63CM64	12	M123MMSP	38	P8	36	PJ8W	36
HBL63CM65	13	M123MSP	38	P82	36	PJ8X	36
HBL63CM69	13	M123SP	38	P82G	36	RPL30P	7
HBL63CM70	11	M21SP	38	P82W	36	S1	36
HBL64CM54	25, 27	M223JSP	38	P82X	36	S126	36
HBL64CM55	25, 27	M223MMSP	38	P8G	36	S13	36
HBL64CM56	25, 27	M223SP	38	P8W	36	S18	36
HBL64CM57	25, 27	M4100B12R	15	P8X	36	S2	36
HBL64CM59	25, 27	M4100C12R	15	PC100	17, 19	S26	36
HBL7423WO	21, 31, 43	M4100C12R	17	PC320	28	S7	36
HBL7424WO	6, 43	M4100P12	17	PC3430	28	S720	6
HBL7425WOA	6, 20, 43	M4100R12	17	PC60	28	S725	6
HBL74CM23WO	21, 31, 43	M5100B9R	18	PH6595	9	S750	11, 13
HBL74CM24WO	6, 43	M5100C9R	18	PH6596	9	S8	36
HBL74CM25WOA	6, 20, 39, 43	M5100C9R	19	PH6597	9	S82	36
HBL74CM25WOAW	6, 20, 39, 43	M5100P9	19	PH6597TV	9	SIFBK	37
HBL7774WO	11, 13, 43	M5100R9	19	PH6598	8	SIFGY	37
HBL77CM15	10	MH11	38	PH6598W	8	SIFI	37
HBL77CM15	12	MHB11	38	PH6599	8	SIFW	37
HBL77CM15W	10	MR11LRSP	38	PH6599W	8	SR3050	5, 10, 12
HBL77CM15W	12	MR11MSP	38	PH6619	9	TV97	9
HBL77CM15W	10	MR11SP	38	PH6619	42	TV98	9
HBL77CM15W	12	MR123LRSP	38	PH6621	9	TV98W	9
HBL77CM16	11, 13	MR123MMSP	38	PH6624	8	TV99	9
HBL77CM16W	11, 13	MR123MSP	38	PH6625	8	TV99W	9
HBL77CM17	10	MR123SP	38	PH6630	8	VGCP100	41
HBL77CM17	12	MR21SP	38	PH7440	8	WC310280	3
HBL77CM67	10	MR223LRSP	38	PH7499	8	WP26M	40
HBL77CM67	12	MR223MMSP	38	PJ1	36	WP26MH	40
HBL77CM74WO	11, 13, 43	MR223SP	38	PJ126	36	WP723D	40
HBL8200ILI	34	MSB1	38	PJ126WA	36	WP7D	40
HBL95CM12	41	NVA15GHG	41	PJ126X	36	WP826MHP	40
HBLCBISS	5	NVB	41	PJ18	36	WP826MP	40
HBLPHTVNM	8	NVG	41	PJ18W	36	WP8M	40
HBLPHTVRI	8	NVX15GHG	41	PJ18X	36	WP8MH	40
HBLPHTVSS	8	P1	36	PJ1W	36	YC306250	11
HBLUBK	37	P14	36	PJ1X	36	YC310250	3
HBLUGY	37	P14G	36	PJ2	36	YC312250	20
HBLUTI	37	P14W	36	PJ212	36	YC314250	30
HBLUW	37	P14X	36	PJ216	36	YC406250	13
HPS1	36	P18	36	PJ216X	36	YQ100	22
HPS1G	36	P18G	36	PJ26	36	YQ230	22
HPS1I	36	P18W	36	PJ262	36		
HPS1WA	36	P18X	36	PJ262X	36		
HPS2	36	P1G	36	PJ26G	36		
HPS2G	36	P1W	36	PJ26X	36		
HPS2I	36	P1X	36	PJ2W	36		



Wiring Device-Kellems

Marine Products Group



Hubbell Incorporated (Delaware) • 185 Plains Road • Milford, CT 06460-2420 • (203) 882-4800 • FAX (800) 255-1031

© Registered trademark of Hubbell Incorporated
™Trademark of Hubbell Incorporated

Printed in U.S.A. Copyright 1997, Hubbell Incorporated
Specifications Subject to Change Without Notice.

H5022R04