

# Combination Square Set



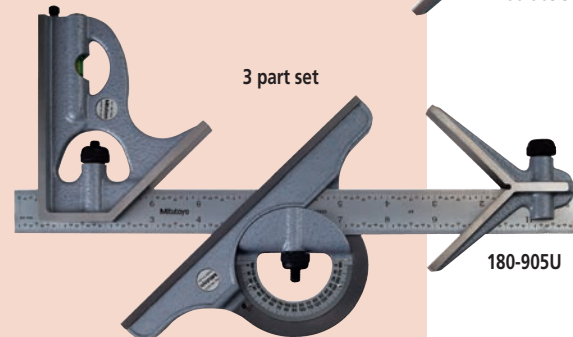

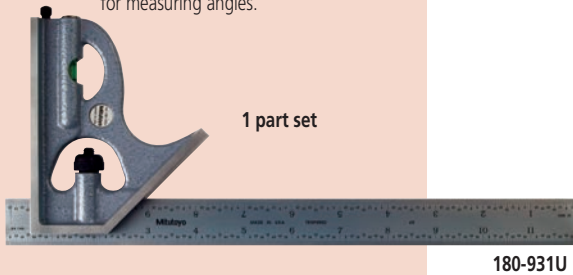
## SERIES 180

### Technical Data

- Square head:** Used to set the rule at 90 degrees or 45 degrees to edge of a workpiece.
- Center head:** Used to locate centers of round workpieces
- Protractor head:** Used to set the rule at a desired angle to an edge of a workpiece. Also used for measuring angles.

### FEATURES

- Measuring head are attached to the graduated steel rule (blade), allowing versatile measurements on various types of workpieces
- The measuring head come hardened or cast iron-not-hardened
- Economy sets not including a protractor head are also available



### SPECIFICATIONS

Head Only		Hardened
Order No.	Description	
180-102U	Square Head for 12"/300mm to 24"/600mm	
180-202U	Center Head for 12"/300mm to 24"/600mm	

Head Only		Cast iron-not hardened
Order No.	Description	
180-112U	Square Head for 12"/300mm to 24"/600mm	
180-212U	Center Head for 12"/300mm to 24"/600mm	
180-301U	Protractor Head for 12"/300mm to 24"/600mm	
180-113U	Double Square Head for 4"/100mm and 6"/150mm	

Inch/Metric		Hardened Combination Square Sets				
Set No.	Blade		Square Head	Center Head	Protractor Head	
	Size	Type				
180-903U	12"	4R	180-501U	180-102U	180-202U	-
180-904U	12"	16R	180-502U	180-102U	180-202U	-
180-905U	12"	4R	180-501U	180-102U	180-202U	180-301U*
180-906U	12"	16R	180-502U	180-102U	180-202U	180-301U*
180-907U	12"/300mm	E/M	180-503U	180-102U	180-202U	180-301U*
180-910U	300mm	Metric	180-505U	180-102U	180-202U	180-301U*
180-931U	12"	4R	180-501U	180-102U	-	-
180-932U	12"	16R	180-502U	180-102U	-	-
180-933U	12"/300mm	E/M	180-503U	180-102U	-	-
180-934U	300mm	Metric	180-505U	180-102U	-	-

\*Cast iron-not hardened

Inch/Metric		Cast iron-not hardened Combination Square Sets				
Set No.	Blade		Square Head	Center Head	Protractor Head	
	Size	Type				
180-803U	12"	4R	180-501U	180-112U	180-212U	-
180-804U	12"	16R	180-502U	180-112U	180-212U	-
180-805U	12"	4R	180-501U	180-112U	180-212U	180-301U
180-806U	12"	16R	180-502U	180-112U	180-212U	180-301U
180-807U	12"/300mm	E/M	180-503U	180-112U	180-212U	180-301U
180-810U	300mm	Metric	180-505U	180-112U	180-212U	180-301U
180-831U	12"	4R	180-501U	180-112U	-	-
180-832U	12"	16R	180-502U	180-112U	-	-
180-833U	12"/300mm	E/M	180-503U	180-112U	-	-
180-834U	300mm	Metric	180-505U	180-112U	-	-

\*Cast iron-not hardened