multimec® PCB layout and Circuit Diagram

Recommended PCB layout

MULTIMEC®
topview

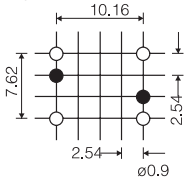

● Optional LED

MULTIMEC®
surface-mount solder pad

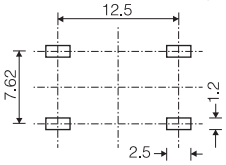

MULTIMEC®
Right Angle Version
topview

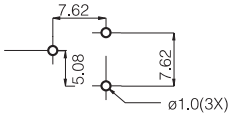

Operating Force
(typical example)

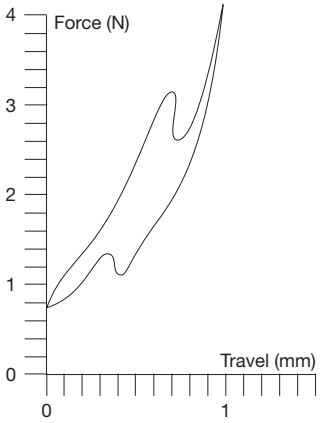

Circuit Diagram

3A-3C-3E-3F

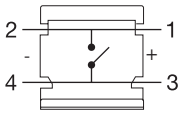

RAS

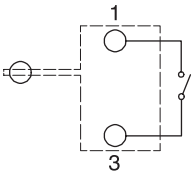

RAS w/LED

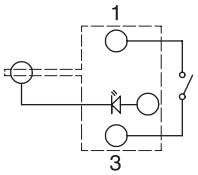

Specifications are subject to change without notice.

For updates of products and/or changes of specifications please see **www.mec.dk**