

## Hybrid motor starter - ELR H5-IES-PT- 24DC/500AC-0,6 - 2903902

Please be informed that the data shown in this PDF Document is generated from our Online Catalog. Please find the complete data in the user's documentation. Our General Terms of Use for Downloads are valid (<http://download.phoenixcontact.com>)




"4 in 1" hybrid motor starter for reversing 3~ AC motors up to 550 V AC, with 24 V DC input, 0.6 A output current, emergency stop function, adjustable overload shutdown, and push-in connection.

### Product Features

- 22.5 mm wide
- Safety level according to IEC 61508-1: SIL 3, ISO 13849: PL e
- Reduction in wiring
- Long service life
- Space saving



### Key commercial data

Packing unit	1
GTIN	 4 046356 770552
Custom tariff number	85371099

### Technical data

#### Dimensions

Width	22.5 mm
Height	99 mm
Depth	114.5 mm

#### Ambient conditions

Ambient temperature (operation)	-25 °C ... 70 °C
Ambient temperature (storage/transport)	-40 °C ... 80 °C
Degree of protection	IP20

#### Input data

## Hybrid motor starter - ELR H5-IES-PT- 24DC/500AC-0,6 - 2903902

### Technical data

#### Input data

Input name	Device supply
Rated control supply voltage $U_S$	24 V DC (According to IEC 60947-1)
Voltage range with reference to $U_S$	0.8 ... 1.25
Rated control supply current $I_S$	$\leq 40$ mA
Protective circuit	Protection against polarity reversal
	Surge protection
Operating voltage display	Green LED
Status display	Yellow LED
Indication	Red LED
Input name	Control input right/left
Typical input current at $U_N$	$\leq 5$ mA
Rated control supply current $I_S$	$\leq 40$ mA (According to IEC 60947-1)
Rated actuating voltage $U_C$	24 V DC
Voltage range with reference to $U_C$	0.8 ... 1.25
Rated actuating current $I_C$	$\leq 5$ mA
Switching level "safe off"	$< 5$ V DC
Protective circuit	Protection against polarity reversal
Typical response time	$< 35$ ms
Typical turn-off time	$< 40$ ms

#### Output data

Output name	AC output
Nominal output voltage	500 V AC
Nominal output voltage range	42 V AC ... 550 V AC
Mains frequency	50 Hz
	60 Hz
Load current	max. 600 mA (see derating curve)
Rated operating current at AC-51	0.6 A
Rated operating current at AC-53a	0.6 A
Leakage current	0 mA
Residual voltage	$< 0.2$ V (at $I_e$ )
Surge current	100 A ( $t = 10$ ms)
Type of protection	Surge protection
Protective circuit/component	Varistor
Output name	Acknowledge output
Note	Confirmation 01: floating change-over contact, signal contact
Continuous load current	$\leq 50$ mA

# Hybrid motor starter - ELR H5-IES-PT- 24DC/500AC-0,6 - 2903902

## Technical data

### Output data, signaling contact

Measuring via	Current transformer for line current on L1 and L3
---------------	---

### Connection data

Connection method	Push-in connection
Stripping length	10 mm
Conductor cross section solid min.	0.14 mm <sup>2</sup>
Conductor cross section solid max.	2.5 mm <sup>2</sup>
Conductor cross section stranded min.	0.14 mm <sup>2</sup>
Conductor cross section stranded max.	2.5 mm <sup>2</sup>
Conductor cross section AWG/kcmil min.	26
Conductor cross section AWG/kcmil max	14

### General

Test voltage input/output	4 kV <sub>rms</sub>
Mounting position	Vertical (horizontal DIN rail)
Assembly instructions	Can be aligned with spacing = 20 mm
Operating mode	100% operating factor
Coordination type	1
Designation	Standards/regulations
Standards/regulations	DIN EN 50178
	IEC 60947-1
	EN 60947-4-2
	IEC 61508
	ISO 13849
Designation	Air and creepage distances between the power circuits
Rated surge voltage	6 kV
Insulation	Safe isolation (EN 50178) for mains voltage ≤ 500 V AC
	Safe isolation (IEC 60947-1) for mains voltage ≤ 300 V AC
	Basic insulation (IEC 60947-1) for mains voltage of 300 ... 500 V AC
Pollution degree	2
Surge voltage category	III
Safety Integrity Level according to IEC 61508	SIL 3 (safe shutdown)
	SIL 2 (motor protection)
Category acc. to EN ISO 13849	3
Performance level according to ISO 13849	e

# Hybrid motor starter - ELR H5-IES-PT- 24DC/500AC-0,6 - 2903902

## Classifications

### eCl@ss

eCl@ss 4.0	27371102
eCl@ss 4.1	27371102
eCl@ss 5.0	27371601
eCl@ss 5.1	27371601
eCl@ss 6.0	27371601
eCl@ss 7.0	27371601
eCl@ss 8.0	27371601

### ETIM

ETIM 3.0	EC000066
ETIM 4.0	EC000066
ETIM 5.0	EC000066

### UNSPSC

UNSPSC 6.01	30211915
UNSPSC 7.0901	39121514
UNSPSC 11	39121514
UNSPSC 12.01	39121514
UNSPSC 13.2	39121514

## Approvals

### Approvals

---

#### Approvals

UL Listed / UL Listed / cUL Listed / cUL Listed / IECCEB Scheme / IECCEB Scheme / cULus Listed

---

#### Ex Approvals

#### ATEX

---

#### Approvals submitted

---

#### Approval details

# Hybrid motor starter - ELR H5-IES-PT- 24DC/500AC-0,6 - 2903902

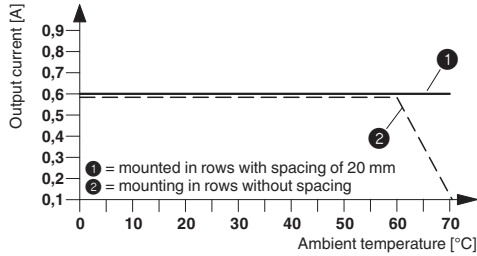
## Approvals



## Drawings

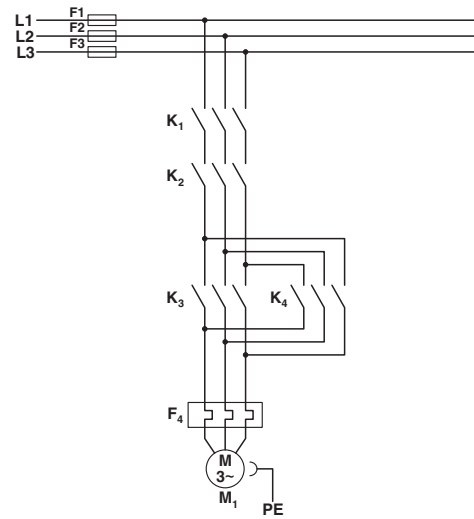
# Hybrid motor starter - ELR H5-IES-PT- 24DC/500AC-0,6 - 2903902

Diagram



Derating curve

Circuit diagram

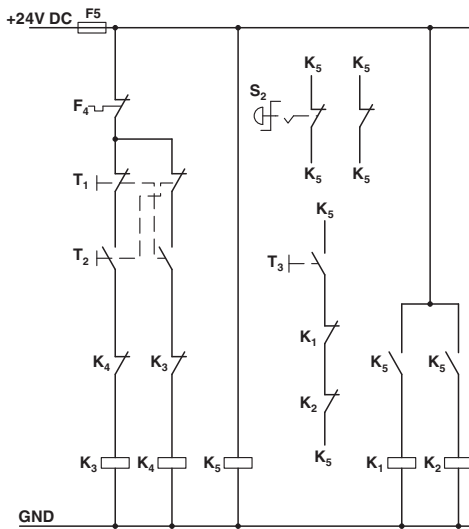


Conventional structure

Main current path for reversing contactor according to category 3

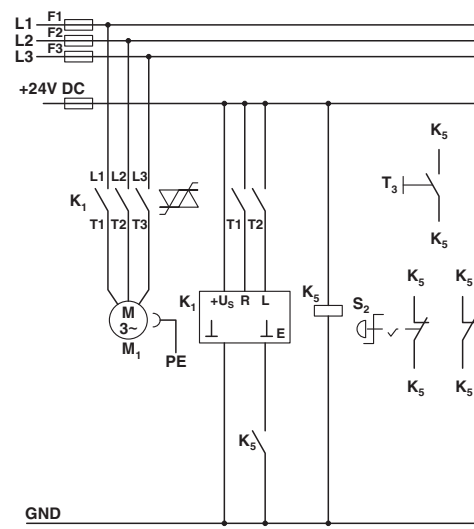
- K1 + K2 = Emergency stop contactor
- K3 = Left contactor
- K4 = Right contactor
- F4 = Motor protection relay

Circuit diagram



Conventional structure

Circuit diagram



Structure with CONTACTRON

## Hybrid motor starter - ELR H5-IES-PT- 24DC/500AC-0,6 - 2903902

Control current path reversing contactor according to category 3

K1 + K2 = Emergency stop contactor  
K3 = Left contactor  
K4 = Right contactor  
K5 = PSR SCP-24DC.../Safety relay  
T1 = Right, T2 = Left, T3 = Reset  
S2 = Emergency stop  
F4 = Motor protection relay

Main and control current path for '4 in 1' hybrid motor starter with reversing function according to category 3

K1 = '4 in 1' hybrid motor starter with reversing function  
K5 = PSR SCP-24DC.../Safety relay  
T1 = Right, T2 = Left, T3 = Reset  
S2 = Emergency stop