




Series 320

- Cejn original standard
- Extremely high flow capacity
- Slide couplings for total safety available
- Anti-hose whip nipples included in range
- Stream-line re-useable connections available
- All brass version – Series 321

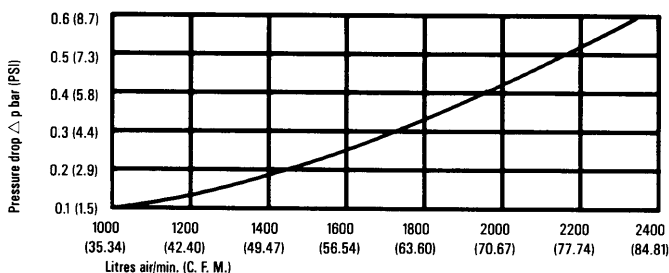
Technical specification

Flow capacity at 6 bar (87.0 PSI) inlet pressure	2100 l/min. (74.1 C.F.M.)
Max. working pressure	35 bar (508 PSI)
Test pressure	50 bar (725 PSI)
Min. burst pressure	140 bar (2030 PSI)
Temperature range	-40° C to +100° C (-40° F to 212° F)
Nominal flow diameter	7.4 mm (⁹ / ₃₂ "

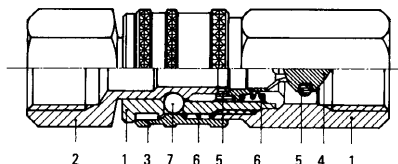


Flow diagram

* Flow 10-320-1204/10-320-5204 at 6 bar (87.0 PSI) inlet pressure



Materials

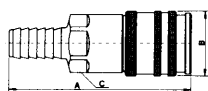


- * Nickel plated
- ** Chrome plated
- *** Hardened zinc plated
- **** Hardened nickel plated

- | | | | |
|-----------------------------|-----------|-----------|-----------------|
| 1 Coupling body (Serie 321) | Brass* | 4 Valve | Brass |
| 2 Nipple body (Serie 321) | Brass** | 5 Seals | Nitrile |
| 3 Locking sleeve | Steel*** | 6 Springs | Stainless steel |
| | Brass** | 7 Balls | Stainless steel |
| | Steel**** | | |

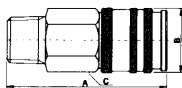
Couplings

Hose connection



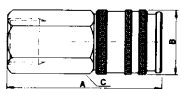
Part. No.	Description	A	B	C
10-320-1002	6 mm 1/4"	63.2	23.4	19.0
10-320-1003	8 mm 5/16"	65.7	23.4	19.0
10-320-1004	10 mm 3/8"	66.2	23.4	19.0
10-320-1005	13 mm 1/2"	64.2	23.4	19.0
All brass version:				
10-321-1002	6 mm 1/4"	63.2	23.4	19.0
10-321-1003	8 mm 5/16"	65.7	23.4	19.0
10-321-1004	10 mm 3/8"	66.2	23.4	19.0
10-321-1005	13 mm 1/2"	64.2	23.4	19.0

Male thread



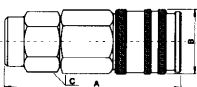
Part. No.	Description	A	B	C
10-320-1152	BSPT 1/4"	59.2	23.4	20.0
10-320-1154	BSPT 3/8"	57.2	23.4	20.0
10-320-1155	BSPT 1/2"	51.7	25.4	22.0
10-320-1452	NPT 1/4"	58.2	23.4	20.0
10-320-1454	NPT 3/8"	56.2	23.4	20.0
10-320-1455	NPT 1/2"	50.7	25.4	22.0
All brass version:				
10-321-1152	BSPT 1/4"	59.2	23.4	20.0
10-321-1154	BSPT 3/8"	57.2	23.4	20.0
10-321-1155	BSPT 1/2"	51.7	25.4	22.0

Female thread



Part. No.	Description	A	B	C
10-320-1202	BSP 1/4"	56.2	23.4	20.0
10-320-1204	BSP 3/8"	56.2	23.4	20.0
10-320-1205	BSP 1/2"	55.7	28.9	25.0
10-320-1402	NPT 1/4"	55.2	23.4	20.0
10-320-1404	NPT 3/8"	55.2	23.4	20.0
10-320-1405	NPT 1/2"	54.7	28.9	25.0
All brass version:				
10-321-1202	BSP 1/4"	56.2	23.4	20.0
10-321-1204	BSP 3/8"	56.2	23.4	20.0
10-321-1205	BSP 1/2"	55.2	28.9	25.0

Stream-Line-System



Part. No.	Description	A	B	C
10-320-1058	5.0 × 8.0	60.2	23.4	20/14
10-320-1060	6.5 × 10.0	60.2	23.4	20/16
10-320-1062	8.0 × 12.0	64.2	23.4	20/19
10-320-1066	11.0 × 16.0	64.4	27.7	24/24

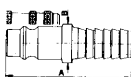
Slide couplings



Part. No.	Description	A	B	C
10-320-1236	BSP 3/8"	73.0	29.0	22.0
10-320-1436	NPT 3/8"	73.0	29.0	22.0

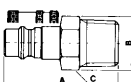
Nipples

Hose connection



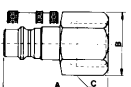
Part. No.	Description	A	B	C
10-320-5001	4 mm 3/16"	43.0	13.0	
10-320-5002	6 mm 1/4"	42.5	13.0	
10-320-5003	8 mm 5/16"	45.0	13.0	
10-320-5004	10 mm 3/8"	45.0	14.0	
10-320-5005	13 mm 1/2"	45.5	17.0	

Male thread



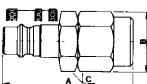
Part. No.	Description	A	B	C
10-320-5151	BSPT 1/8"	37.5	15.0	13.0
10-320-5152	BSPT 1/4"	39.0	16.2	14.0
10-320-5154	BSPT 3/8"	41.5	19.6	17.0
10-320-5155	BSPT 1/2"	48.0	25.4	22.0
10-320-5451	NPT 1/8"	37.5	15.0	13.0
10-320-5452	NPT 1/4"	39.0	16.2	14.0
10-320-5454	NPT 3/8"	41.0	19.6	17.0
10-320-5455	NPT 1/2"	46.0	25.4	22.0
All brass version:				
10-321-5152	BSPT 1/4"	39.0	16.2	14.0
10-321-5155	BSPT 1/2"	48.0	25.4	22.0

Female thread



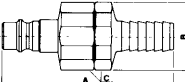
Part. No.	Description	A	B	C
10-320-5201	BSP 1/8"	30.5	15.0	13.0
10-320-5202	BSP 1/4"	36.5	19.6	17.0
10-320-5204	BSP 3/8"	38.0	23.1	20.0
10-320-5205	BSP 1/2"	42.5	31.2	27.0
10-320-5401	NPT 1/8"	30.5	15.0	13.0
10-320-5402	NPT 1/4"	36.0	19.6	17.0
10-320-5404	NPT 3/8"	38.0	23.1	20.0
10-320-5405	NPT 1/2"	41.0	31.2	27.0
All brass version				
10-321-5202	BSP 1/4"	36.5	19.6	17.0

Stream-Line-System



Part. No.	Description	A	B	C
10-320-5058	5.0 × 8.0	42.3	16.2	14.0
10-320-5060	6.5 × 10.0	44.3	18.5	16.0
10-320-5062	8.0 × 12.0	47.3	21.9	19.0
10-320-5066	11.0 × 16.0	53.3	27.7	24.0


Anti hose whip nipples



Part. No.	Description	A	B	C
10-320-8003	8 mm 5/16"	62.9	25.0	24.0
10-320-8004	10 mm 3/8"	62.4	25.0	24.0
10-320-8005	13 mm 1/2"	61.9	25.0	24.0



Series 410



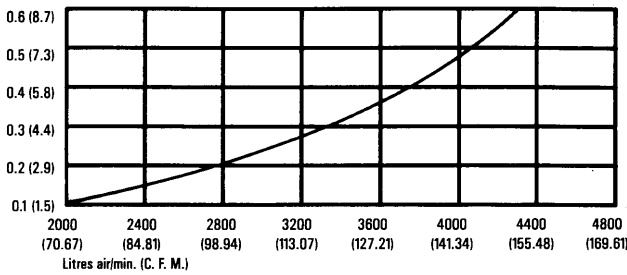
- Cejn original standard
- Extremely high flow capacity
- Slide couplings for total safety available
- Anti-hose whip nipples included in range
- All brass version – series 411

Technical specification

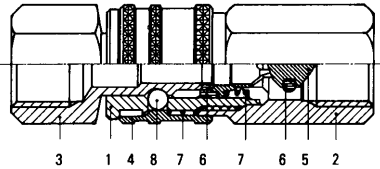
Flow capacity at 6 bar (87.0 PSI) inlet pressure	3850 l/min. (135.9 C.F.M.)
Max. working pressure	35 bar (508 PSI)
Test pressure	50 bar (725 PSI)
Min. burst pressure	140 bar (2030 PSI)
Temperature range	-40° C to +100° C (-40° F to 212° F)
Nominal flow diameter	10.4 mm (¹³ / ₃₂ "

Flow diagram

* Flow 10-410-1205/10-410-5205 at 6 bar (87.0 PSI) inlet pressure



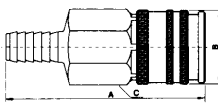
Materials



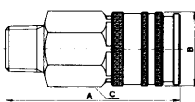
- * Nickel plated
- ** Chrome plated
- *** Hardened zinc plated

1 Front coupling body	Steel*	4 Locking sleeve	Steel***
2 Back coupling body	Brass*	5 Valve	Brass
1+2 Coupling body (411)	Brass**	6 Seals	Nitrile
3 Nipple body (Serie 411)	Steel***	7 Springs	Stainless steel
	Brass**	8 Balls	Stainless steel

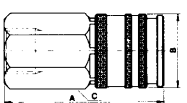
Couplings

	Part. No.	Description	A	B	C	
Hose connection 	10-410-1003	8 mm 5/16"	73.5	27.7	24.0	
	10-410-1004	10 mm 3/8"	72.5	27.7	24.0	
	10-410-1005	13 mm 1/2"	71.0	27.7	24.0	
	10-410-1006	16 mm 5/8"	72.0	27.7	24.0	
	10-410-1007	19 mm 3/4"	70.0	27.7	24.0	
	All brass version:					
	10-411-1003	8 mm 5/16"				
10-411-1004	10 mm 3/8"					
10-411-1005	13 mm 1/2"					
10-411-1006	16 mm 5/8"					
10-411-1007	19 mm 3/4"					

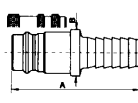
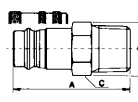
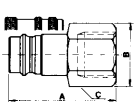
Male thread

	10-410-1154	BSPT 3/8"	63.5	27.7	24.0
	10-410-1155	BSPT 1/2"	66.0	27.7	24.0
	10-410-1157	BSPT 3/4"	56.5	31.2	27.0
	All brass version:				
	10-411-1154	BSPT 3/8"			
10-411-1155	BSPT 1/2"				
10-411-1157	BSPT 3/4"				


Female thread

	10-410-1204	BSP 3/8"	58.0	27.7	24.0
	10-410-1205	BSP 1/2"	63.0	28.8	25.0
	10-410-1207	BSP 3/4"	60.0	37.0	32.0
	All brass version:				
	10-411-1204	BSP 3/8"			
10-411-1205	BSP 1/2"				
10-411-1207	BSP 3/4"				

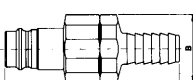
Nipples

Hose connection 	10-410-5002	6 mm 1/4"	44.0	17.0	
	10-410-5003	8 mm 5/16"	46.5	17.0	
	10-410-5004	10 mm 3/8"	46.5	17.0	
	10-410-5005	13 mm 1/2"	46.0	17.0	
	10-410-5006	16 mm 5/8"	48.5	21.0	
	10-410-5007	19 mm 3/4"	49.0	24.0	
	All brass version:				
10-411-5004	10 mm 3/8"				
10-411-5005	13 mm 1/2"				
10-411-5006	16 mm 5/8"				
10-411-5007	19 mm 3/4"				
Male thread 	10-410-5152	BSPT 1/4"	42.5	19.6	17.0
	10-410-5154	BSPT 3/8"	42.5	19.6	17.0
	10-410-5155	BSPT 1/2"	48.0	25.4	22.0
	10-410-5157	BSPT 3/4"	51.0	31.2	27.0
	All brass Version:				
	10-411-5255	BSP 1/2"			
	10-411-5257	BSP 3/4"			
Female thread 	10-410-5202	BSP 1/4"	36.0	19.6	17.0
	10-410-5204	BSP 3/8"	39.0	23.1	20.0
	10-410-5205	BSP 1/2"	44.0	31.1	27.0
	10-410-5207	BSP 3/4"	46.5	37.0	32.0
	All brass version:				
	10-411-5205	BSP 1/2"			
	10-411-5207	BSP 3/4"			

Slide couplings

	10-410-1245	BSP 1/2"	78.0	32.0	24.0
	10-410-1445	NPT 1/2"	78.0	32.0	24.0

Anti hose whip nipples

	10-410-8004	10 mm 3/8"	63.4	25.0	24.0
	10-410-8005	13 mm 1/2"	62.9	25.0	24.0
	10-410-8006	16 mm 5/8"	64.4	25.0	24.0
	10-410-8007	19 mm 3/4"	63.9	25.0	24.0