


# Cree® XLamp® MK-R LEDs



## PRODUCT DESCRIPTION

Built on Cree’s revolutionary SC<sup>3</sup> Technology® platform, the XLamp® MK-R LED brings new levels of price and performance to directional LED arrays, enabling lighting manufacturers to create the next generation of high-lumen indoor and outdoor LED lighting systems. In single-LED systems, the XLamp MK-R LED, with EasyWhite® color binning, provides the LED industry’s tightest unit-to-unit color consistency. For systems using multiple LEDs, the MK-R enables manufacturers to use fewer LEDs while maintaining light output and color consistency, which translates to lower system cost.

The XLamp MK-R LED is optimized for directional lighting applications and is a welcome addition to applications requiring high lumen output, a compact optical source and a broad palette of color temperature and CRI values.

## FEATURES

- Available in ANSI white bins as well as 4-step and 2-step EasyWhite bins at 2700 K, 3000 K, 3500 K, 4000 K, 4500 K and 5000 K CCT
- Two voltage options: 6 V & 12 V
- Low thermal resistance: 1.7 °C/W
- Maximum junction temperature: 150 °C
- Binned at 85 °C
- Viewing angle: 120°
- Available in cool white, 70-, 80- and 90-CRI minimums
- Unlimited floor life at ≤ 30 °C/85% RH
- Reflow solderable - JEDEC J-STD-020C
- Electrically neutral thermal path
- RoHS- and REACH-compliant
- UL-recognized component (E349212)



## TABLE OF CONTENTS

Characteristics .....	2
Flux Characteristics, Standard Order Codes and Bins - 6 V.....	3
Flux Characteristics, ANSI White Order Codes and Bins - 6 V.....	4
Flux Characteristics, Standard Order Codes and Bins -12 V.....	6
Flux Characteristics, ANSI White Order Codes and Bins - 12 V.....	7
Relative Spectral Power Distribution .....	9
Relative Flux vs. Junction Temperature ..	9
Electrical Characteristics.....	10
Relative Flux vs. Current .....	11
Relative Chromaticity vs. Current - Warm White.....	12
Relative Chromaticity vs. Temperature - Warm White.....	13
Typical Spatial Distribution.....	13
Thermal Design.....	14
Performance Groups - Brightness.....	15
Performance Groups - Chromaticity.....	16
Cree EasyWhite Bins Plotted on the 1931 CIE Color Space .....	19
Cree ANSI White Bins Plotted on the 1931 CIE Color Space .....	20
Bin and Order Code Formats .....	21
Reflow Soldering Characteristics .....	22
Notes.....	23
Mechanical Dimensions.....	24
Tape and Reel .....	25
Packaging.....	26

## CHARACTERISTICS

Characteristics	Unit	Minimum	Typical	Maximum
Thermal resistance, junction to solder point	°C/W		1.7	
Viewing angle - full width half maximum (FWHM)	degrees		120	
Temperature coefficient of voltage (6 V, 1400 mA, 85 °C)	mV/°C		-4	
Temperature coefficient of voltage (12 V, 700 mA, 85 °C)	mV/°C		-8	
ESD withstand voltage (HBM per Mil-Std-883D)	V			8000
DC forward current (6 V, 1400 mA, 85 °C)	mA			2500
DC forward current (12 V, 700 mA, 85 °C)	mA			1250
Reverse voltage	V			-5
Forward voltage (6 V, 1400 mA, 85 °C)	V		5.85	7
Forward voltage (12 V, 700 mA, 85 °C)	V		11.7	14
LED junction temperature	°C			150

## FLUX CHARACTERISTICS, STANDARD ORDER CODES AND BINS - 6 V ( $I_f = 1400 \text{ mA}$ , $T_j = 85 \text{ °C}$ )

The following tables provide order codes for XLamp MK-R EasyWhite LEDs. For a complete description of the order code nomenclature, please reference Bin and Order Code Formats (page 21).

Color	CCT Range	Base Order Codes Min. Luminous Flux @ 1400 mA			2-Step Order Code		4-Step Order Code		
		Group	Flux (lm) @ 85 °C	Flux (lm) @ 25 °C*	Chromaticity Region		Chromaticity Region		
80-CRI EasyWhite	5000 K	H4	970	1125	50H	MKRAWT-00-0000-0B0HH450H	50F	MKRAWT-00-0000-0B0HH450F	
		H2	900	1044		MKRAWT-00-0000-0B0HH250H		MKRAWT-00-0000-0B0HH250F	
		G4	840	974		MKRAWT-00-0000-0B0HG450H		MKRAWT-00-0000-0B0HG450F	
	4500 K	H4	970	1125	45H	MKRAWT-00-0000-0B0HH445H	45F	MKRAWT-00-0000-0B0HH445F	
		H2	900	1044		MKRAWT-00-0000-0B0HH245H		MKRAWT-00-0000-0B0HH245F	
		G4	840	974		MKRAWT-00-0000-0B0HG445H		MKRAWT-00-0000-0B0HG445F	
	4000 K	H4	970	1125	40H	MKRAWT-00-0000-0B0HH440H	40F	MKRAWT-00-0000-0B0HH440F	
		H2	900	1044		MKRAWT-00-0000-0B0HH240H		MKRAWT-00-0000-0B0HH240F	
		G4	840	974		MKRAWT-00-0000-0B0HG440H		MKRAWT-00-0000-0B0HG440F	
	3500 K	H4	970	1125	35H	MKRAWT-00-0000-0B0HH435H	35F	MKRAWT-00-0000-0B0HH435F	
		H2	900	1044		MKRAWT-00-0000-0B0HH235H		MKRAWT-00-0000-0B0HH235F	
		G4	840	974		MKRAWT-00-0000-0B0HG435H		MKRAWT-00-0000-0B0HG435F	
		G2	780	905		MKRAWT-00-0000-0B0HG235H		MKRAWT-00-0000-0B0HG235F	
	3000 K	H2	900	1044	30H	MKRAWT-00-0000-0B0HH230H	30F	MKRAWT-00-0000-0B0HH230F	
		G4	840	974		MKRAWT-00-0000-0B0HG430H		MKRAWT-00-0000-0B0HG430F	
		G2	780	905		MKRAWT-00-0000-0B0HG230H		MKRAWT-00-0000-0B0HG230F	
	2700 K	G4	840	974	27H	MKRAWT-00-0000-0B0HG427H	27F	MKRAWT-00-0000-0B0HG427F	
		G2	780	905		MKRAWT-00-0000-0B0HG227H		MKRAWT-00-0000-0B0HG227F	
		F4	730	847		MKRAWT-00-0000-0B0HF427H		MKRAWT-00-0000-0B0HF427F	
	90-CRI EasyWhite	3000 K	F2	680	789	30H	MKRAWT-00-0000-0B0UF230H	30F	MKRAWT-00-0000-0B0UF230F
			E4	635	737		MKRAWT-00-0000-0B0UE430H		MKRAWT-00-0000-0B0UE430F
			E2	590	684		MKRAWT-00-0000-0B0UE230H		MKRAWT-00-0000-0B0UE230F
		2700 K	E4	635	737	27H	MKRAWT-00-0000-0B0UE427H	27F	MKRAWT-00-0000-0B0UE427F
			E2	590	684		MKRAWT-00-0000-0B0UE227H		MKRAWT-00-0000-0B0UE227F
D4			550	638	MKRAWT-00-0000-0B0UD427H		MKRAWT-00-0000-0B0UD427F		

### Notes:

- Cree maintains a tolerance of  $\pm 7\%$  on flux and power measurements,  $\pm 0.005$  on chromaticity (CCx, CCy) measurements and  $\pm 2$  on CRI measurements.
- Minimum CRI for 80-CRI White is 80.
- Minimum CRI for 90-CRI White is 90.
- \* Flux values @ 25 °C are calculated and for reference only.

## FLUX CHARACTERISTICS, ANSI WHITE ORDER CODES AND BINS - 6 V ( $I_f = 1400$ mA, $T_j = 85$ °C)

XLamp MK-R LED Standard ANSI Kit Codes								
Chromaticity		Minimum Luminous Flux (lm) @ 1400 mA**			Order Codes			
Kit	CCT	Code	Flux (lm) @ 85 °C	Flux (lm) @ 25 °C*	65 CRI Typical	70 CRI Minimum	80 CRI Minimum	90 CRI Minimum
ANSI White (2700 K - 8300 K)								
51	6200 K	J4	1120	1299	MKRAWT-00-0000-0B00J4051			
		J2	1040	1206	MKRAWT-00-0000-0B00J2051	MKRAWT-00-0000-0B0BJ2051		
		H4	970	1125	MKRAWT-00-0000-0B00H4051	MKRAWT-00-0000-0B0BH4051		
		H2	900	1044		MKRAWT-00-0000-0B0BH2051		
E1	6500 K	J2	1040	1206	MKRAWT-00-0000-0B00J20E1			
		H4	970	1125	MKRAWT-00-0000-0B00H40E1	MKRAWT-00-0000-0B0BH40E1		
		H2	900	1044		MKRAWT-00-0000-0B0BH20E1		
E2	5700 K	J2	1040	1206	MKRAWT-00-0000-0B00J20E2			
		H4	970	1125	MKRAWT-00-0000-0B00H40E2	MKRAWT-00-0000-0B0BH40E2		
		H2	900	1044		MKRAWT-00-0000-0B0BH20E2		
E3	5000 K	J2	1040	1206	MKRAWT-00-0000-0B00J20E3	MKRAWT-00-0000-0B0BJ20E3		
		H4	970	1125	MKRAWT-00-0000-0B00H40E3	MKRAWT-00-0000-0B0BH40E3	MKRAWT-00-0000-0B0HH40E3	
		H2	900	1044	MKRAWT-00-0000-0B00H20E3	MKRAWT-00-0000-0B0BH20E3	MKRAWT-00-0000-0B0HH20E3	
		G4	840	974			MKRAWT-00-0000-0B0HG40E3	
E4	4500 K	J2	1040	1206	MKRAWT-00-0000-0B00J20E4	MKRAWT-00-0000-0B0BJ20E4		
		H4	970	1125	MKRAWT-00-0000-0B00H40E4	MKRAWT-00-0000-0B0BH40E4	MKRAWT-00-0000-0B0HH40E4	
		H2	900	1044	MKRAWT-00-0000-0B00H20E4	MKRAWT-00-0000-0B0BH20E4	MKRAWT-00-0000-0B0HH20E4	
		G4	840	974			MKRAWT-00-0000-0B0HG40E4	
E5	4000 K	J2	1040	1206	MKRAWT-00-0000-0B00J20E5	MKRAWT-00-0000-0B0BJ20E5		
		H4	970	1125	MKRAWT-00-0000-0B00H40E5	MKRAWT-00-0000-0B0BH40E5	MKRAWT-00-0000-0B0HH40E5	
		H2	900	1044	MKRAWT-00-0000-0B00H20E5	MKRAWT-00-0000-0B0BH20E5	MKRAWT-00-0000-0B0HH20E5	
		G4	840	974	MKRAWT-00-0000-0B00G40E5	MKRAWT-00-0000-0B0BG40E5	MKRAWT-00-0000-0B0HG40E5	
E6	3500 K	H4	970	1125		MKRAWT-00-0000-0B0BH40E6		
		H2	900	1044		MKRAWT-00-0000-0B0BH20E6	MKRAWT-00-0000-0B0HH20E6	
		G4	840	974		MKRAWT-00-0000-0B0BG40E6	MKRAWT-00-0000-0B0HG40E6	
		G2	780	905			MKRAWT-00-0000-0B0HG20E6	

\*\* Cree XLamp MK-R LED order codes specify only a minimum flux bin and not a maximum. Cree may ship reels in flux bins higher than the minimum specified by the order code without advance notice. Shipments will always adhere to the chromaticity restrictions specified by the order code.

\* Flux values @ 25 °C are calculated and for reference only.

- For information on chromaticity bins contained in the kits listed above, please reference the Performance Groups - Chromaticity section starting on page 15.
- Minimum CRI for 70-CRI White is 70.

**FLUX CHARACTERISTICS, ANSI WHITE ORDER CODES AND BINS - 6 V ( $I_f = 1400$  mA,  $T_j = 85$  °C) - CONTINUED**

XLamp MK-R LED Standard ANSI Kit Codes								
Chromaticity		Minimum Luminous Flux (lm) @ 1400 mA**			Order Codes			
Kit	CCT	Code	Flux (lm) @ 85 °C	Flux (lm) @ 25 °C*	65 CRI Typical	70 CRI Minimum	80 CRI Minimum	90 CRI Minimum
ANSI White (2700 K - 8300 K)								
E7	3000 K	H4	970	1125		MKRAWT-00-0000-0B0BH40E7		
		H2	900	1044		MKRAWT-00-0000-0B0BH20E7	MKRAWT-00-0000-0B0HH20E7	
		G4	840	974		MKRAWT-00-0000-0B0BG40E7	MKRAWT-00-0000-0B0HG40E7	
		G2	780	905			MKRAWT-00-0000-0B0HG20E7	
		F4	730	847				
		F2	680	789				MKRAWT-00-0000-0B0UF20E7
		E4	635	737				MKRAWT-00-0000-0B0UE40E7
		E2	590	684				MKRAWT-00-0000-0B0UE20E7
E8	2700 K	G4	840	974			MKRAWT-00-0000-0B0HG40E8	
		G2	780	905			MKRAWT-00-0000-0B0HG20E8	
		F4	730	847			MKRAWT-00-0000-0B0HF40E8	
		F2	680	789				
		E4	635	737				MKRAWT-00-0000-0B0UE40E8
		E2	590	684				MKRAWT-00-0000-0B0UE20E8
		D4	550	638				MKRAWT-00-0000-0B0UD40E8

\*\* Cree XLamp MK-R LED order codes specify only a minimum flux bin and not a maximum. Cree may ship reels in flux bins higher than the minimum specified by the order code without advance notice. Shipments will always adhere to the chromaticity restrictions specified by the order code.

\* Flux values @ 25 °C are calculated and for reference only.

- For information on chromaticity bins contained in the kits listed above, please reference the Performance Groups - Chromaticity section starting on page 15.
- Minimum CRI for 70-CRI White is 70.

## FLUX CHARACTERISTICS, STANDARD ORDER CODES AND BINS -12 V ( $I_f = 700 \text{ mA}$ , $T_j = 85 \text{ °C}$ )

The following tables provide order codes for XLamp MK-R EasyWhite LEDs. For a complete description of the order code nomenclature, please reference Bin and Order Code Formats (page 21).

Color	CCT Range	Base Order Codes Min. Luminous Flux @ 1400 mA			2-Step Order Code		4-Step Order Code		
		Group	Flux (lm) @ 85 °C	Flux (lm) @ 25 °C*	Chromaticity Region		Chromaticity Region		
80-CRI EasyWhite	5000 K	H4	970	1125	50H	MKRAWT-00-0000-0D0HH450H	50F	MKRAWT-00-0000-0D0HH450F	
		H2	900	1044		MKRAWT-00-0000-0D0HH250H		MKRAWT-00-0000-0D0HH250F	
		G4	840	974		MKRAWT-00-0000-0D0HG450H		MKRAWT-00-0000-0D0HG450F	
	4500 K	H4	970	1125	45H	MKRAWT-00-0000-0D0HH445H	45F	MKRAWT-00-0000-0D0HH445F	
		H2	900	1044		MKRAWT-00-0000-0D0HH245H		MKRAWT-00-0000-0D0HH245F	
		G4	840	974		MKRAWT-00-0000-0D0HG445H		MKRAWT-00-0000-0D0HG445F	
	4000 K	H4	970	1125	40H	MKRAWT-00-0000-0D0HH440H	40F	MKRAWT-00-0000-0D0HH440F	
		H2	900	1044		MKRAWT-00-0000-0D0HH240H		MKRAWT-00-0000-0D0HH240F	
		G4	840	974		MKRAWT-00-0000-0D0HG440H		MKRAWT-00-0000-0D0HG440F	
	3500 K	H4	970	1125	35H	MKRAWT-00-0000-0D0HH435H	35F	MKRAWT-00-0000-0D0HH435F	
		H2	900	1044		MKRAWT-00-0000-0D0HH235H		MKRAWT-00-0000-0D0HH235F	
		G4	840	974		MKRAWT-00-0000-0D0HG435H		MKRAWT-00-0000-0D0HG435F	
		G2	780	905		MKRAWT-00-0000-0D0HG235H		MKRAWT-00-0000-0D0HG235F	
	3000 K	H2	900	1044	30H	MKRAWT-00-0000-0D0HH230H	30F	MKRAWT-00-0000-0D0HH230F	
		G4	840	974		MKRAWT-00-0000-0D0HG430H		MKRAWT-00-0000-0D0HG430F	
		G2	780	905		MKRAWT-00-0000-0D0HG230H		MKRAWT-00-0000-0D0HG230F	
	2700 K	G4	840	974	27H	MKRAWT-00-0000-0D0HG427H	27F	MKRAWT-00-0000-0D0HG427F	
		G2	780	905		MKRAWT-00-0000-0D0HG227H		MKRAWT-00-0000-0D0HG227F	
		F4	730	847		MKRAWT-00-0000-0D0HF427H		MKRAWT-00-0000-0D0HF427F	
	90-CRI EasyWhite	3000 K	F2	680	789	30H	MKRAWT-00-0000-0D0UF230H	30F	MKRAWT-00-0000-0D0UF230F
			E4	635	737		MKRAWT-00-0000-0D0UE430H		MKRAWT-00-0000-0D0UE430F
			E2	590	684		MKRAWT-00-0000-0D0UE230H		MKRAWT-00-0000-0D0UE230F
		2700 K	E4	635	737	27H	MKRAWT-00-0000-0D0UE427H	27F	MKRAWT-00-0000-0D0UE427F
			E2	590	684		MKRAWT-00-0000-0D0UE227H		MKRAWT-00-0000-0D0UE227F
D4			550	638	MKRAWT-00-0000-0D0UD427H		MKRAWT-00-0000-0D0UD427F		

### Notes:

- Cree maintains a tolerance of  $\pm 7\%$  on flux and power measurements,  $\pm 0.005$  on chromaticity (CCx, CCy) measurements and  $\pm 2$  on CRI measurements.
- Minimum CRI for 80-CRI White is 80.
- Minimum CRI for 90-CRI White is 90.
- \* Flux values @ 25 °C are calculated and for reference only.

## FLUX CHARACTERISTICS, ANSI WHITE ORDER CODES AND BINS - 12 V ( $I_f = 700$ mA, $T_j = 85$ °C)

XLamp MK-R LED Standard ANSI Kit Codes								
Chromaticity		Minimum Luminous Flux (lm) @ 1400 mA**			Order Codes			
Kit	CCT	Code	Flux (lm) @ 85 °C	Flux (lm) @ 25 °C*	65 CRI Typical	70 CRI Minimum	80 CRI Minimum	90 CRI Minimum
ANSI White (2700 K - 8300 K)								
51	6200 K	J4	1120	1299	MKRAWT-00-0000-0D00J4051			
		J2	1040	1206	MKRAWT-00-0000-0D00J2051	MKRAWT-00-0000-0D0BJ2051		
		H4	970	1125	MKRAWT-00-0000-0D00H4051	MKRAWT-00-0000-0D0BH4051		
		H2	900	1044		MKRAWT-00-0000-0D0BH2051		
E1	6500 K	J2	1040	1206	MKRAWT-00-0000-0D00J20E1			
		H4	970	1125	MKRAWT-00-0000-0D00H40E1	MKRAWT-00-0000-0D0BH40E1		
		H2	900	1044		MKRAWT-00-0000-0D0BH20E1		
E2	5700 K	J2	1040	1206	MKRAWT-00-0000-0D00J20E2			
		H4	970	1125	MKRAWT-00-0000-0D00H40E2	MKRAWT-00-0000-0D0BH40E2		
		H2	900	1044		MKRAWT-00-0000-0D0BH20E2		
E3	5000 K	J2	1040	1206	MKRAWT-00-0000-0D00J20E3	MKRAWT-00-0000-0D0BJ20E3		
		H4	970	1125	MKRAWT-00-0000-0D00H40E3	MKRAWT-00-0000-0D0BH40E3	MKRAWT-00-0000-0D0HH40E3	
		H2	900	1044	MKRAWT-00-0000-0D00H20E3	MKRAWT-00-0000-0D0BH20E3	MKRAWT-00-0000-0D0HH20E3	
		G4	840	974			MKRAWT-00-0000-0D0HG40E3	
E4	4500 K	J2	1040	1206	MKRAWT-00-0000-0D00J20E4	MKRAWT-00-0000-0D0BJ20E4		
		H4	970	1125	MKRAWT-00-0000-0D00H40E4	MKRAWT-00-0000-0D0BH40E4	MKRAWT-00-0000-0D0HH40E4	
		H2	900	1044	MKRAWT-00-0000-0D00H20E4	MKRAWT-00-0000-0D0BH20E4	MKRAWT-00-0000-0D0HH20E4	
		G4	840	974			MKRAWT-00-0000-0D0HG40E4	
E5	4000 K	J2	1040	1206	MKRAWT-00-0000-0D00J20E5	MKRAWT-00-0000-0D0BJ20E5		
		H4	970	1125	MKRAWT-00-0000-0D00H40E5	MKRAWT-00-0000-0D0BH40E5	MKRAWT-00-0000-0D0HH40E5	
		H2	900	1044	MKRAWT-00-0000-0D00H20E5	MKRAWT-00-0000-0D0BH20E5	MKRAWT-00-0000-0D0HH20E5	
		G4	840	974	MKRAWT-00-0000-0D00G40E5	MKRAWT-00-0000-0D0BG40E5	MKRAWT-00-0000-0D0HG40E5	
E6	3500 K	H4	970	1125		MKRAWT-00-0000-0D0BH40E6		
		H2	900	1044		MKRAWT-00-0000-0D0BH20E6	MKRAWT-00-0000-0D0HH20E6	
		G4	840	974		MKRAWT-00-0000-0D0BG40E6	MKRAWT-00-0000-0D0HG40E6	
		G2	780	905			MKRAWT-00-0000-0D0HG20E6	

\*\* Cree XLamp MK-R LED order codes specify only a minimum flux bin and not a maximum. Cree may ship reels in flux bins higher than the minimum specified by the order code without advance notice. Shipments will always adhere to the chromaticity restrictions specified by the order code.

\* Flux values @ 25 °C are calculated and for reference only.

- For information on chromaticity bins contained in the kits listed above, please reference the Performance Groups - Chromaticity section starting on page 15.
- Minimum CRI for 70-CRI White is 70.

**FLUX CHARACTERISTICS, ANSI WHITE ORDER CODES AND BINS - 12 V ( $I_f = 700$  mA,  $T_j = 85$  °C) - CONTINUED**

XLamp MK-R LED Standard ANSI Kit Codes								
Chromaticity		Minimum Luminous Flux (lm) @ 1400 mA**			Order Codes			
Kit	CCT	Code	Flux (lm) @ 85 °C	Flux (lm) @ 25 °C*	65 CRI Typical	70 CRI Minimum	80 CRI Minimum	90 CRI Minimum
ANSI White (2700 K - 8300 K)								
E7	3000 K	H4	970	1125		MKRAWT-00-0000-0D0BH40E7		
		H2	900	1044		MKRAWT-00-0000-0D0BH20E7	MKRAWT-00-0000-0D0HH20E7	
		G4	840	974		MKRAWT-00-0000-0D0BG40E7	MKRAWT-00-0000-0D0HG40E7	
		G2	780	905			MKRAWT-00-0000-0D0HG20E7	
		F4	730	847				
		F2	680	789				MKRAWT-00-0000-0D0UF20E7
		E4	635	737				MKRAWT-00-0000-0D0UE40E7
		E2	590	684				MKRAWT-00-0000-0D0UE20E7
E8	2700 K	G4	840	974			MKRAWT-00-0000-0D0HG40E8	
		G2	780	905			MKRAWT-00-0000-0D0HG20E8	
		F4	730	847			MKRAWT-00-0000-0D0HF40E8	
		F2	680	789				
		E4	635	737				MKRAWT-00-0000-0D0UE40E8
		E2	590	684				MKRAWT-00-0000-0D0UE20E8
		D4	550	638				MKRAWT-00-0000-0D0UD40E8

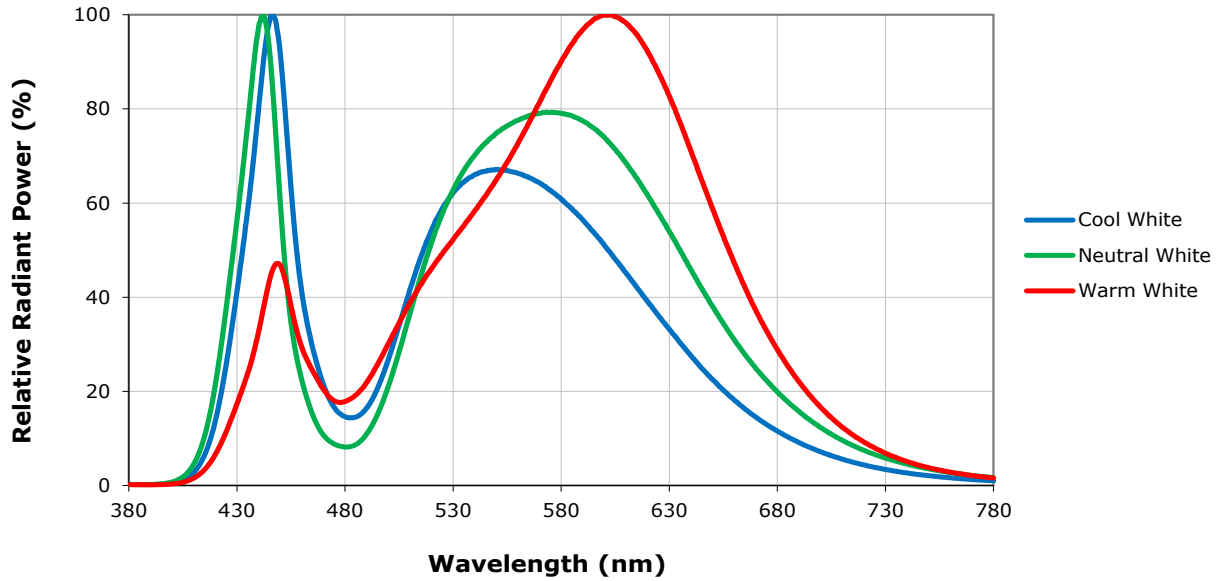
\*\* Cree XLamp MK-R LED order codes specify only a minimum flux bin and not a maximum. Cree may ship reels in flux bins higher than the minimum specified by the order code without advance notice. Shipments will always adhere to the chromaticity restrictions specified by the order code.

\* Flux values @ 25 °C are calculated and for reference only.

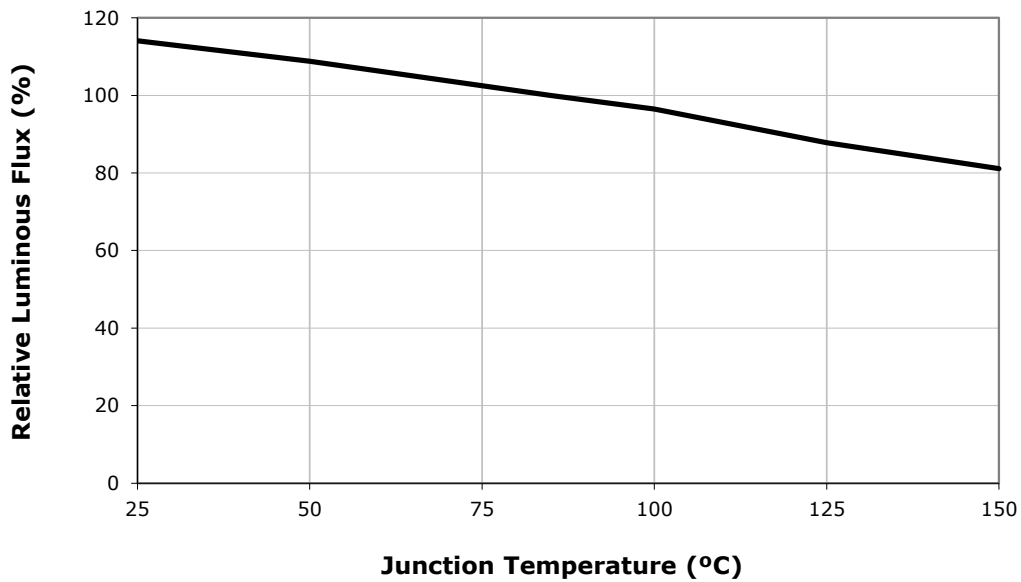
- For information on chromaticity bins contained in the kits listed above, please reference the Performance Groups - Chromaticity section starting on page 15.
- Minimum CRI for 70-CRI White is 70.



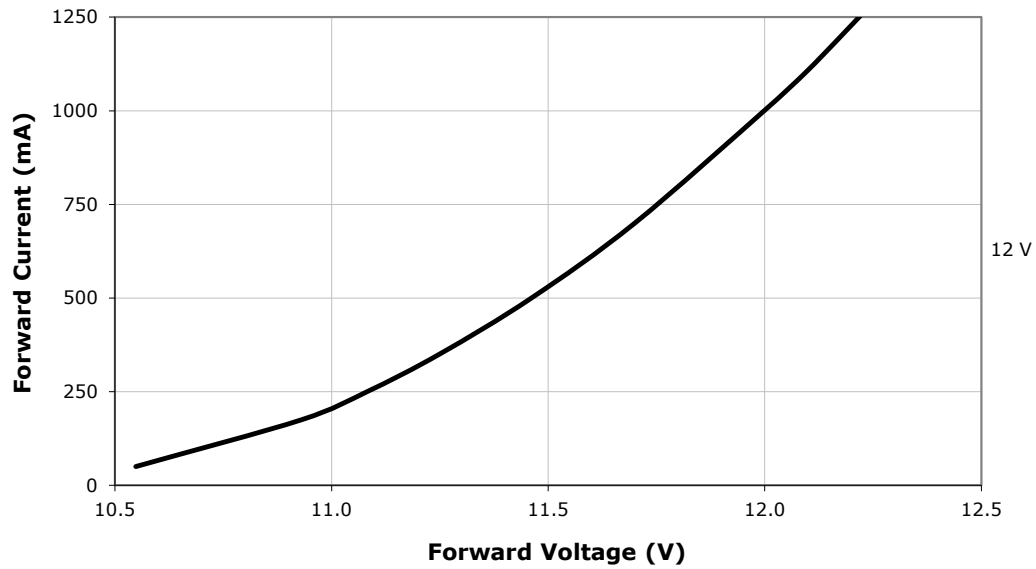
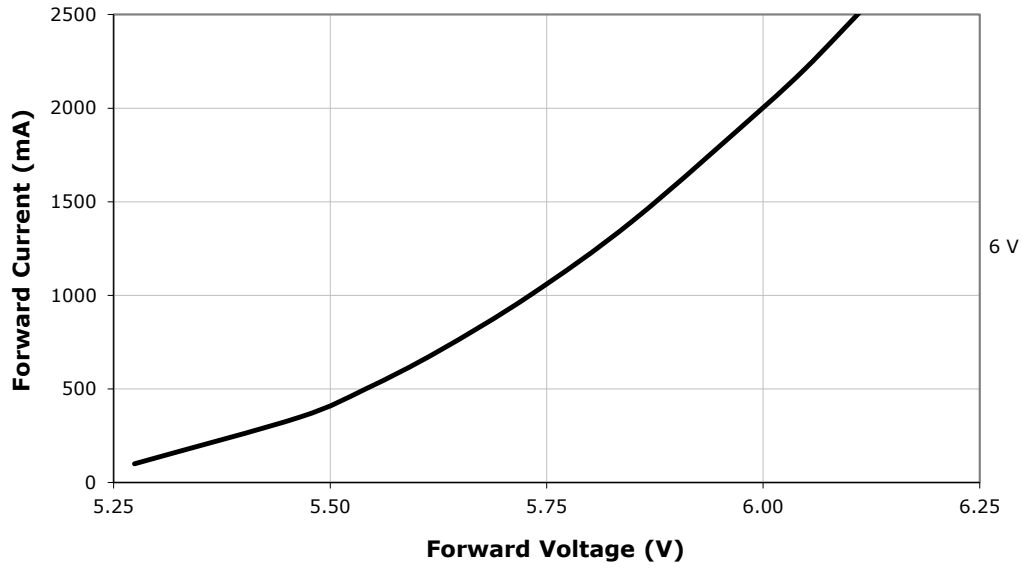
**RELATIVE SPECTRAL POWER DISTRIBUTION (6 V, 1400 mA; 12 V, 700 mA; T<sub>j</sub>= 85 °C)**



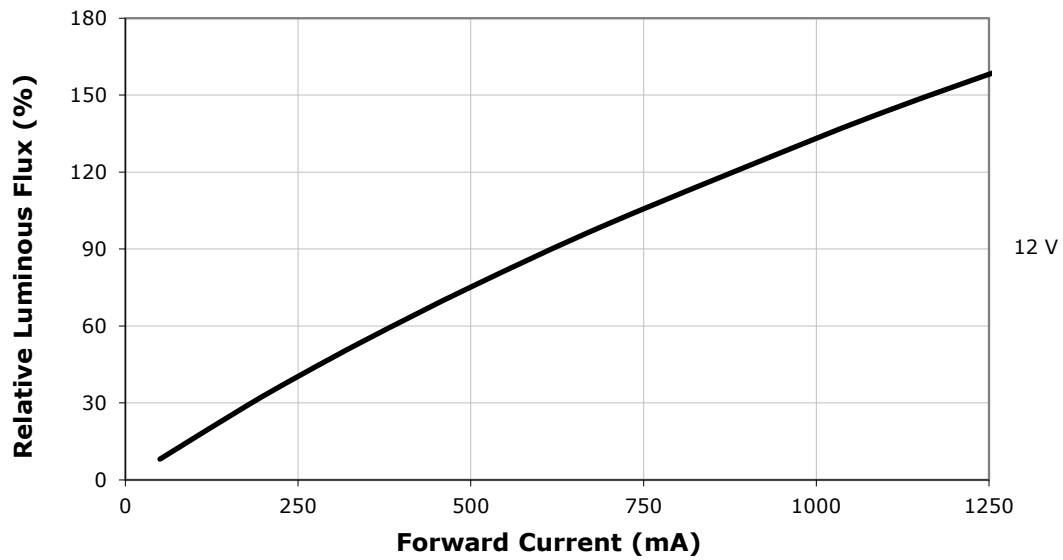
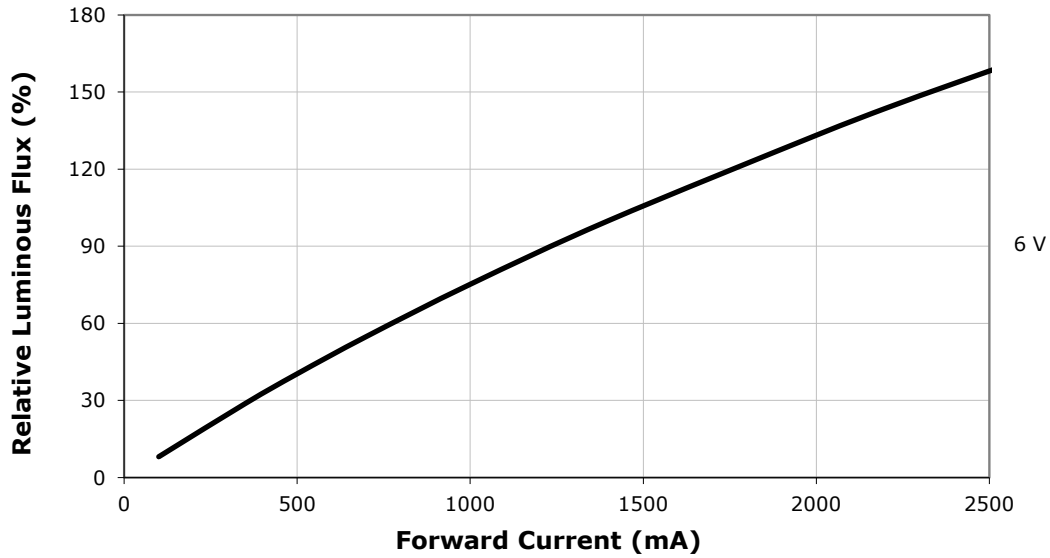
**RELATIVE FLUX VS. JUNCTION TEMPERATURE (6 V, I<sub>F</sub> = 1400 mA; 12 V, I<sub>F</sub> = 700 mA)**



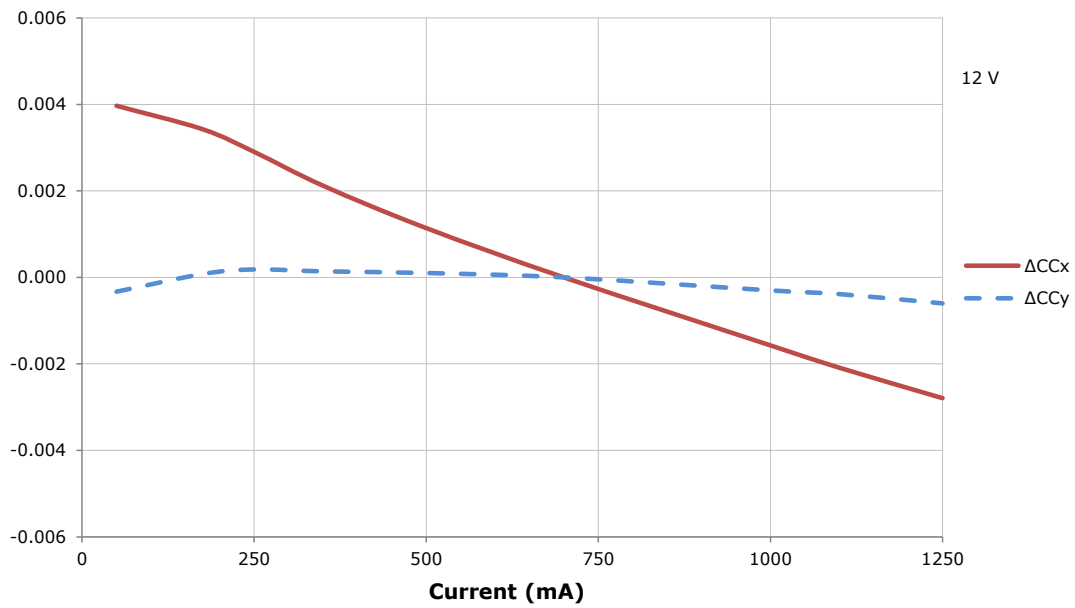
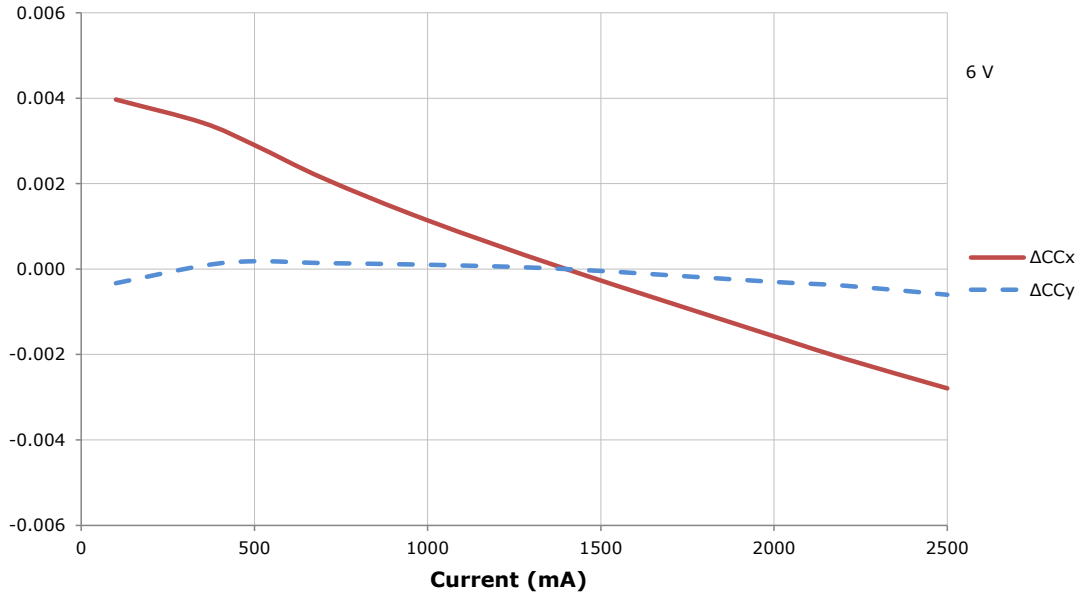
**ELECTRICAL CHARACTERISTICS ( $T_j = 85\text{ }^\circ\text{C}$ )**



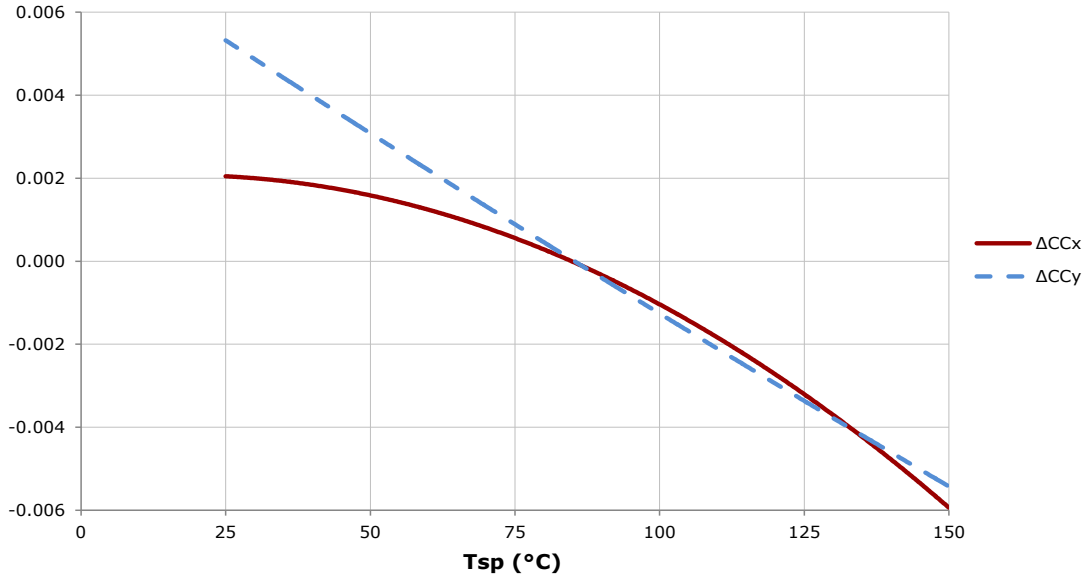
RELATIVE FLUX VS. CURRENT ( $T_j = 85\text{ }^\circ\text{C}$ )



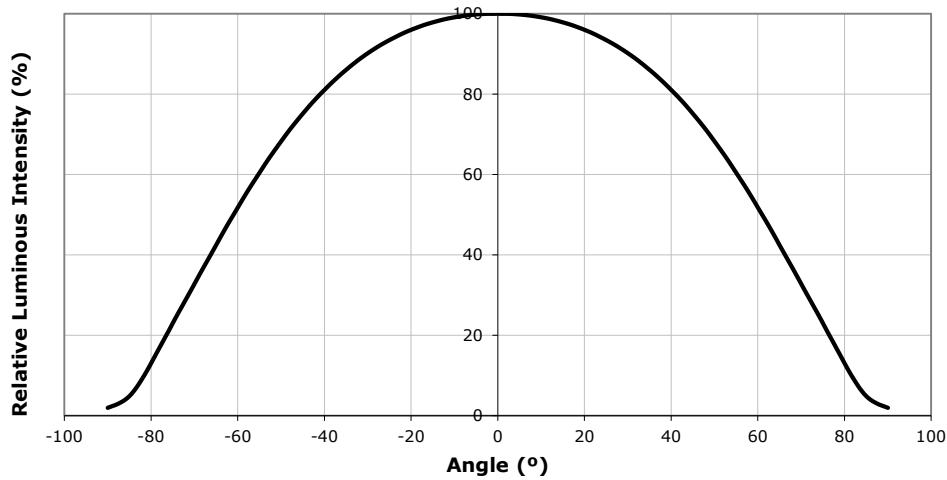
**RELATIVE CHROMATICITY VS. CURRENT - WARM WHITE ( $T_j = 85\text{ }^\circ\text{C}$ )**



**RELATIVE CHROMATICITY VS. TEMPERATURE - WARM WHITE (6 V,  $I_f = 1400$  mA; 12 V,  $I_f = 700$  mA)**

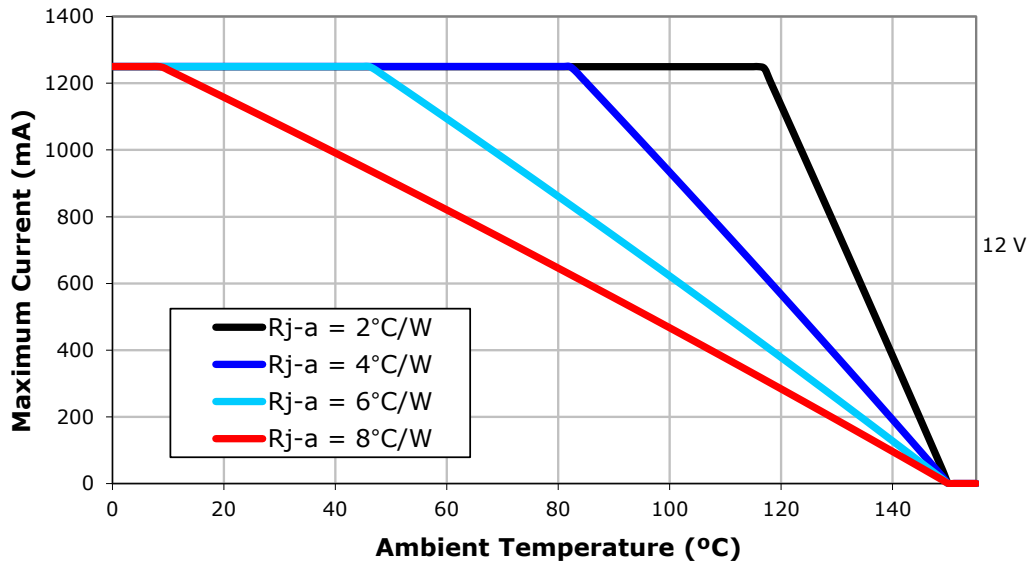
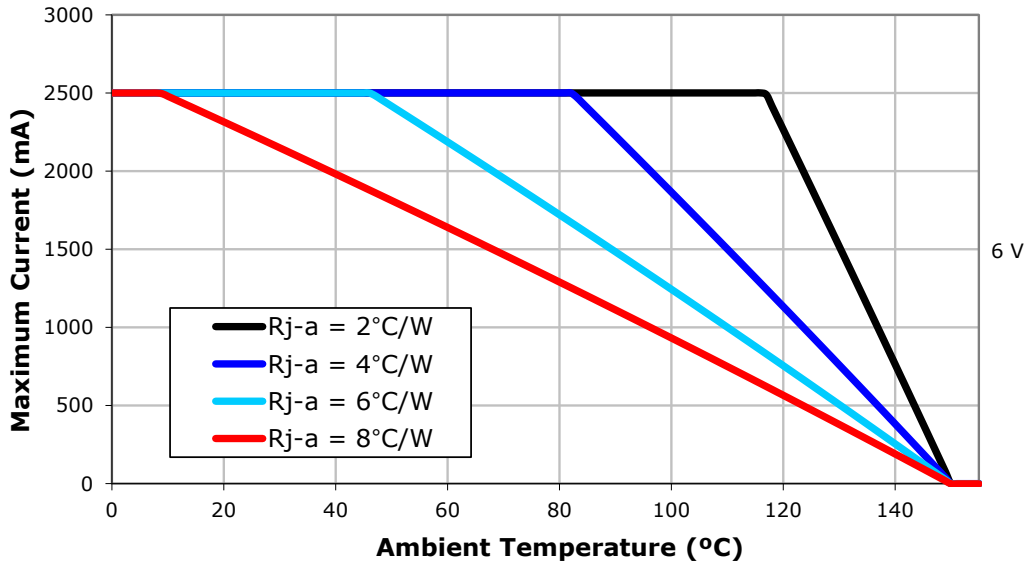


**TYPICAL SPATIAL DISTRIBUTION**



**THERMAL DESIGN**

The maximum forward current is determined by the thermal resistance between the LED junction and ambient. It is crucial for the end product to be designed in a manner that minimizes the thermal resistance from the solder point to ambient in order to optimize lamp life and optical characteristics.



**PERFORMANCE GROUPS - BRIGHTNESS ( $T_j = 85\text{ °C}$ )**


---

XLamp MK-R LEDs are tested for luminous flux and placed into one of the following bins.

Group Code	Min. Luminous Flux	Max. Luminous Flux
D2	510	550
D4	550	590
E2	590	635
E4	635	680
F2	680	730
F4	730	780
G2	780	840
G4	840	900
H2	900	970
H4	970	1040
J2	1040	1120
J4	1120	1200
K2	1200	1290

**PERFORMANCE GROUPS - CHROMATICITY ( $T_j = 85\text{ °C}$ )**

XLamp MK-R LEDs are tested for chromaticity and placed into one of the regions defined by the following bounding coordinates.

EasyWhite Color Temperatures – 4-Step			
Code	CCT	x	y
50F	5000 K	0.3407	0.3459
		0.3415	0.3586
		0.3499	0.3654
		0.3484	0.3521
45F	4500 K	0.3674	0.3772
		0.3582	0.3710
		0.3562	0.3573
		0.3642	0.3625
40F	4000 K	0.3744	0.3685
		0.3782	0.3837
		0.3912	0.3917
		0.3863	0.3758
35F	3500 K	0.3981	0.3800
		0.4040	0.3966
		0.4186	0.4037
		0.4116	0.3865
30F	3000 K	0.4242	0.3919
		0.4322	0.4096
		0.4449	0.4141
		0.4359	0.3960
27F	2700 K	0.4475	0.3994
		0.4573	0.4178
		0.4695	0.4207
		0.4589	0.4021

EasyWhite Color Temperatures – 2-Step			
Code	CCT	x	y
50H	5000 K	0.3429	0.3507
		0.3434	0.3571
		0.3475	0.3604
		0.3469	0.3539
45H	4500 K	0.3643	0.3720
		0.3597	0.3689
		0.3587	0.3620
		0.3628	0.3647
40H	4000 K	0.3784	0.3741
		0.3804	0.3818
		0.3867	0.3857
		0.3844	0.3778
35H	3500 K	0.4030	0.3857
		0.4061	0.3941
		0.4132	0.3976
		0.4099	0.3890
30H	3000 K	0.4291	0.3973
		0.4333	0.4062
		0.4395	0.4084
		0.4351	0.3994
27H	2700 K	0.4528	0.4046
		0.4578	0.4138
		0.4638	0.4152
		0.4586	0.4060



**PERFORMANCE GROUPS - CHROMATICITY (T<sub>j</sub> = 85 °C) - CONTINUED**

ANSI White Bins													
Code	CCT	Bin Code	x	y	Bin Code	x	y	Bin Code	x	y	Bin Code	x	y
051	6200 K	0A0	0.2920	0.3060	0R0	0.2950	0.2970	1A0	0.3048	0.3207	1R0	0.3068	0.3113
			0.2984	0.3133		0.3009	0.3042		0.3130	0.3290		0.3144	0.3186
			0.3009	0.3042		0.3037	0.2937		0.3144	0.3186		0.3161	0.3059
			0.2950	0.2970		0.2980	0.2880		0.3068	0.3113		0.3093	0.2993
		0B0	0.2895	0.3135	0S0	0.2870	0.3210	1B0	0.3028	0.3304	1S0	0.3005	0.3415
			0.2962	0.3220		0.2937	0.3312		0.3115	0.3391		0.3099	0.3509
			0.2984	0.3133		0.2962	0.3220		0.3130	0.3290		0.3115	0.3391
			0.2920	0.3060		0.2895	0.3135		0.3048	0.3207		0.3028	0.3304
		0C0	0.2962	0.3220	0T0	0.2937	0.3312	1C0	0.3115	0.3391	1T0	0.3099	0.3509
			0.3028	0.3304		0.3005	0.3415		0.3205	0.3481		0.3196	0.3602
			0.3048	0.3207		0.3028	0.3304		0.3213	0.3373		0.3205	0.3481
			0.2984	0.3133		0.2962	0.3220		0.3130	0.3290		0.3115	0.3391
		0D0	0.2984	0.3133	0U0	0.3009	0.3042	1D0	0.3130	0.3290	1U0	0.3144	0.3186
			0.3048	0.3207		0.3068	0.3113		0.3213	0.3373		0.3221	0.3261
			0.3068	0.3113		0.3093	0.2993		0.3221	0.3261		0.3231	0.3120
			0.3009	0.3042		0.3037	0.2937		0.3144	0.3186		0.3161	0.3059

ANSI White Bins										
Code	CCT	Bin Code	x	y	Bin Code	x	y	Bin Code	x	y
051	6200 K	2A0	0.3215	0.3350	2R0	0.3222	0.3243	3A0	.3371	.3490
			0.3290	0.3417		0.3290	0.3300		.3451	.3554
			0.3290	0.3300		0.3290	0.3180		.3440	.3427
			0.3222	0.3243		0.3231	0.3120		.3366	.3369
		2B0	0.3207	0.3462	2S0	0.3196	0.3602	3B0	.3376	.3616
			0.3290	0.3538		0.3290	0.3690		.3463	.3687
			0.3290	0.3417		0.3290	0.3538		.3451	.3554
			0.3215	0.3350		0.3207	0.3462		.3371	.3490
		2C0	0.3290	0.3538	2T0	0.3290	0.3690	3C0	.3463	.3687
			0.3376	0.3616		0.3381	0.3762		.3551	.3760
			0.3371	0.3490		0.3376	0.3616		.3533	.3620
			0.3290	0.3417		0.3290	0.3538		.3451	.3554
		2D0	0.3290	0.3417	2U0	0.3290	0.3300	3D0	.3451	.3554
			0.3371	0.3490		0.3366	0.3369		.3533	.3620
			0.3366	0.3369		0.3361	0.3245		.3515	.3487
			0.3290	0.3300		0.3290	0.3180		.3440	.3427

**PERFORMANCE GROUPS - CHROMATICITY (T<sub>j</sub> = 85 °C) - CONTINUED**

ANSI White Bins				
Code	CCT	Bin Code	x	y
0E1	6500 K	1A0	0.3048	0.3207
			0.3130	0.3290
			0.3144	0.3186
			0.3068	0.3113
		1B0	0.3028	0.3304
			0.3115	0.3391
			0.3130	0.3290
			0.3048	0.3207
		1C0	0.3115	0.3391
			0.3205	0.3481
			0.3213	0.3373
			0.3130	0.3290
		1D0	0.3130	0.3290
			0.3213	0.3373
			0.3221	0.3261
			0.3144	0.3186

ANSI White Bins				
Code	CCT	Bin Code	x	y
0E2	5700 K	2A0	0.3215	0.3350
			0.3290	0.3417
			0.3290	0.3300
			0.3222	0.3243
		2B0	0.3207	0.3462
			0.3290	0.3538
			0.3290	0.3417
			0.3215	0.3350
		2C0	0.3290	0.3538
			0.3376	0.3616
			0.3371	0.3490
			0.3290	0.3417
		2D0	0.3290	0.3417
			0.3371	0.3490
			0.3366	0.3369
			0.3290	0.3300

ANSI White Bins				
Code	CCT	Bin Code	x	y
0E3	5000 K	3A0	.3371	.3490
			.3451	.3554
			.3440	.3427
			.3366	.3369
		3B0	.3376	.3616
			.3463	.3687
			.3451	.3554
			.3371	.3490
		3C0	.3463	.3687
			.3551	.3760
			.3533	.3620
			.3451	.3554
		3D0	.3451	.3554
			.3533	.3620
			.3515	.3487
			.3440	.3427

ANSI White Bins				
Code	CCT	Bin Code	x	y
0E4	4500 K	4A0	.3530	.3597
			.3615	.3659
			.3590	.3521
			.3512	.3465
		4B0	.3548	.3736
			.3641	.3804
			.3615	.3659
			.3530	.3597
		4C0	.3641	.3804
			.3736	.3874
			.3702	.3722
			.3615	.3659
		4D0	.3668	.3957
			.3771	.4034
			.3736	.3874
			.3641	.3804

ANSI White Bins				
Code	CCT	Bin Code	x	y
0E5	4000 K	5A0	.3670	.3578
			.3702	.3722
			.3825	.3798
			.3783	.3646
		5B0	.3702	.3722
			.3736	.3874
			.3869	.3958
			.3825	.3798
		5C0	.3825	.3798
			.3869	.3958
			.4006	.4044
			.3950	.3875
		5D0	.3783	.3646
			.3825	.3798
			.3950	.3875
			.3898	.3716

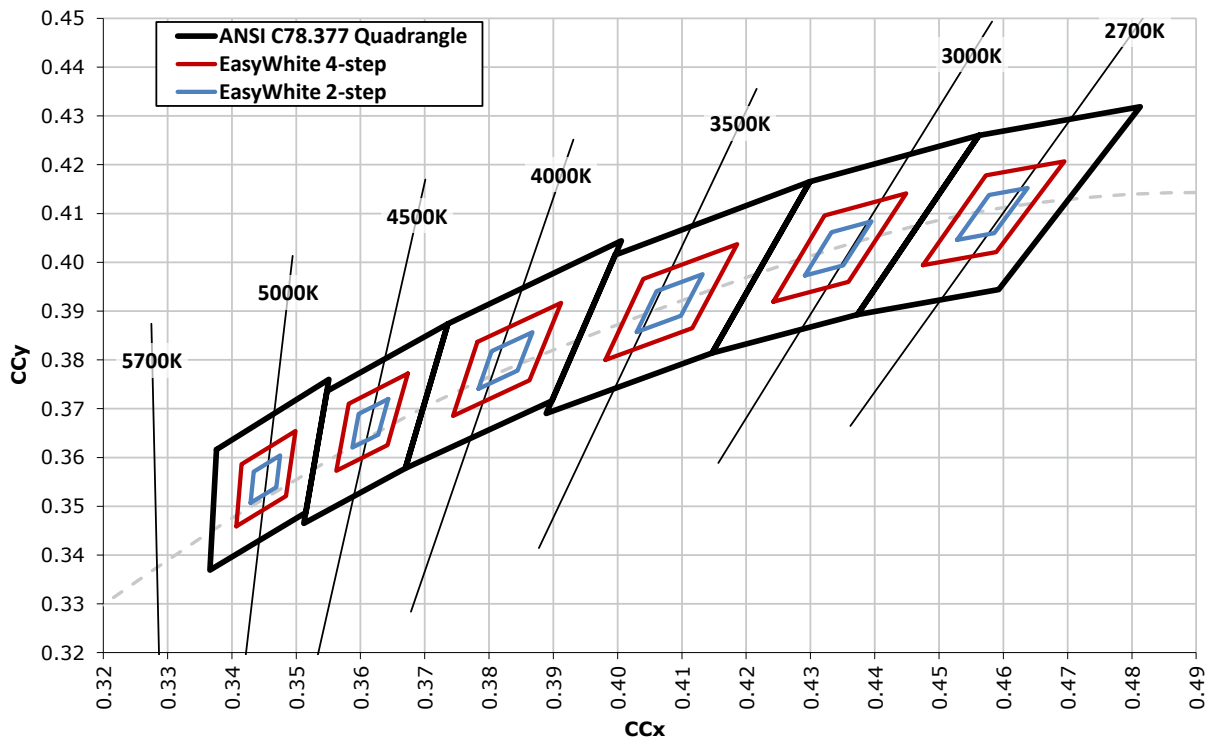
ANSI White Bins				
Code	CCT	Bin Code	x	y
0E6	3500 K	6A0	.3889	.3690
			.3941	.3848
			.4080	.3916
			.4017	.3751
		6B0	.3941	.3848
			.3996	.4015
			.4146	.4089
			.4080	.3916
		6C0	.4080	.3916
			.4146	.4089
			.4299	.4165
			.4221	.3984
		6D0	.4017	.3751
			.4080	.3916
			.4221	.3984
			.4147	.3814

PERFORMANCE GROUPS - CHROMATICITY ( $T_j = 85\text{ }^\circ\text{C}$ ) - CONTINUED

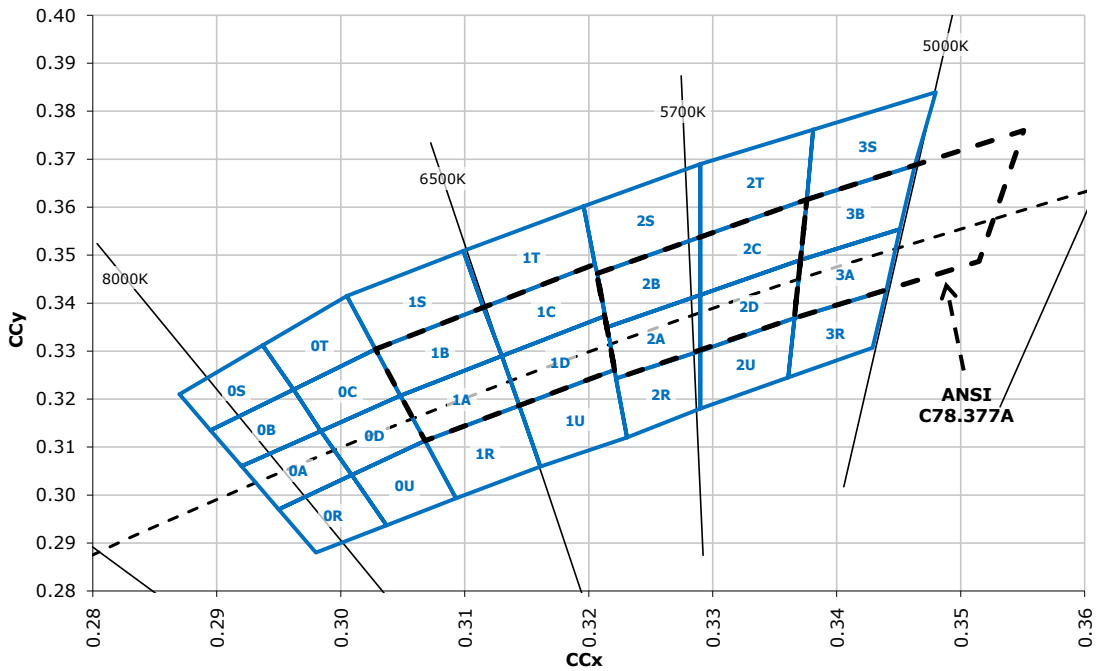
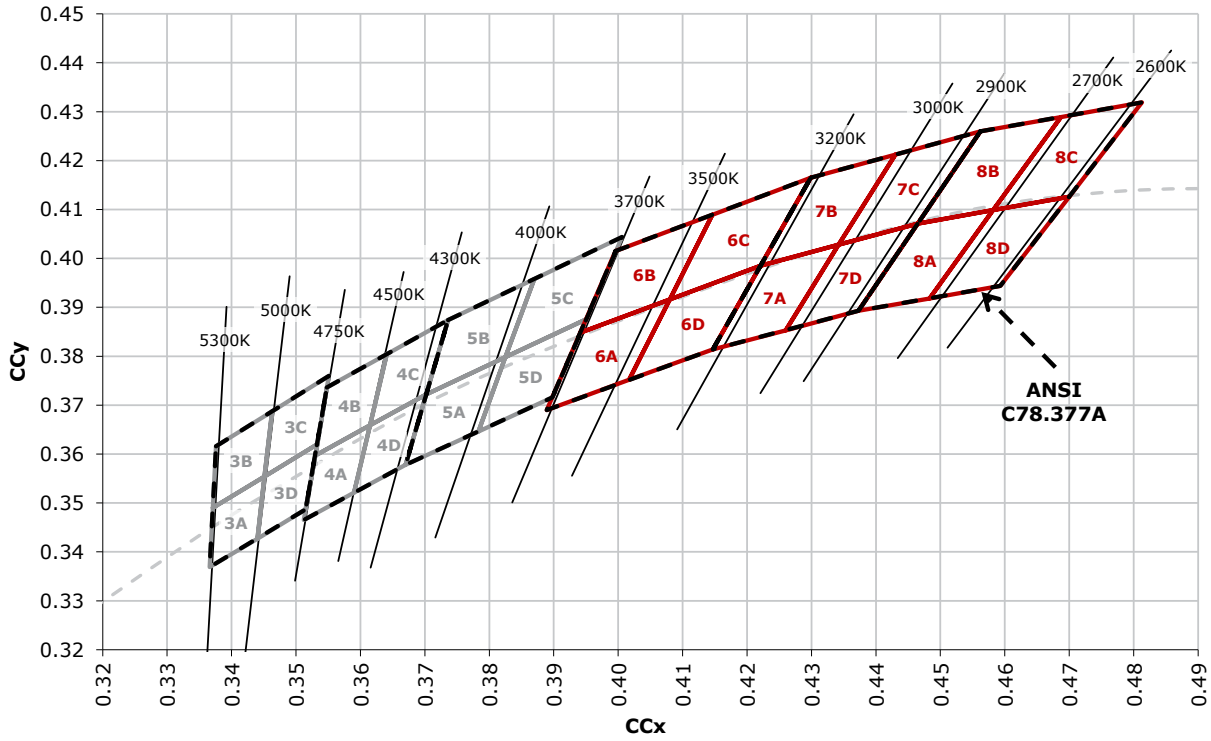
ANSI White Bins				
Code	CCT	Bin Code	x	y
0E7	3000 K	7A0	.4147	.3814
			.4221	.3984
			.4342	.4028
			.4259	.3853
		7B0	.4221	.3984
			.4299	.4165
			.4430	.4212
			.4342	.4028
		7C0	.4342	.4028
			.4430	.4212
			.4562	.4260
			.4465	.4071
		7D0	.4259	.3853
			.4342	.4028
			.4465	.4071
			.4373	.3893

ANSI White Bins				
Code	CCT	Bin Code	x	y
0E8	2700 K	8A0	.4373	.3893
			.4465	.4071
			.4582	.4099
			.4483	.3919
		8B0	.4465	.4071
			.4562	.4260
			.4687	.4289
			.4582	.4099
		8C0	.4582	.4099
			.4687	.4289
			.4813	.4319
			.4700	.4126
		8D0	.4483	.3919
			.4582	.4099
			.4700	.4126
			.4593	.3944

CREE EASYWHITE BINS PLOTTED ON THE 1931 CIE COLOR SPACE ( $T_j = 85\text{ }^\circ\text{C}$ )

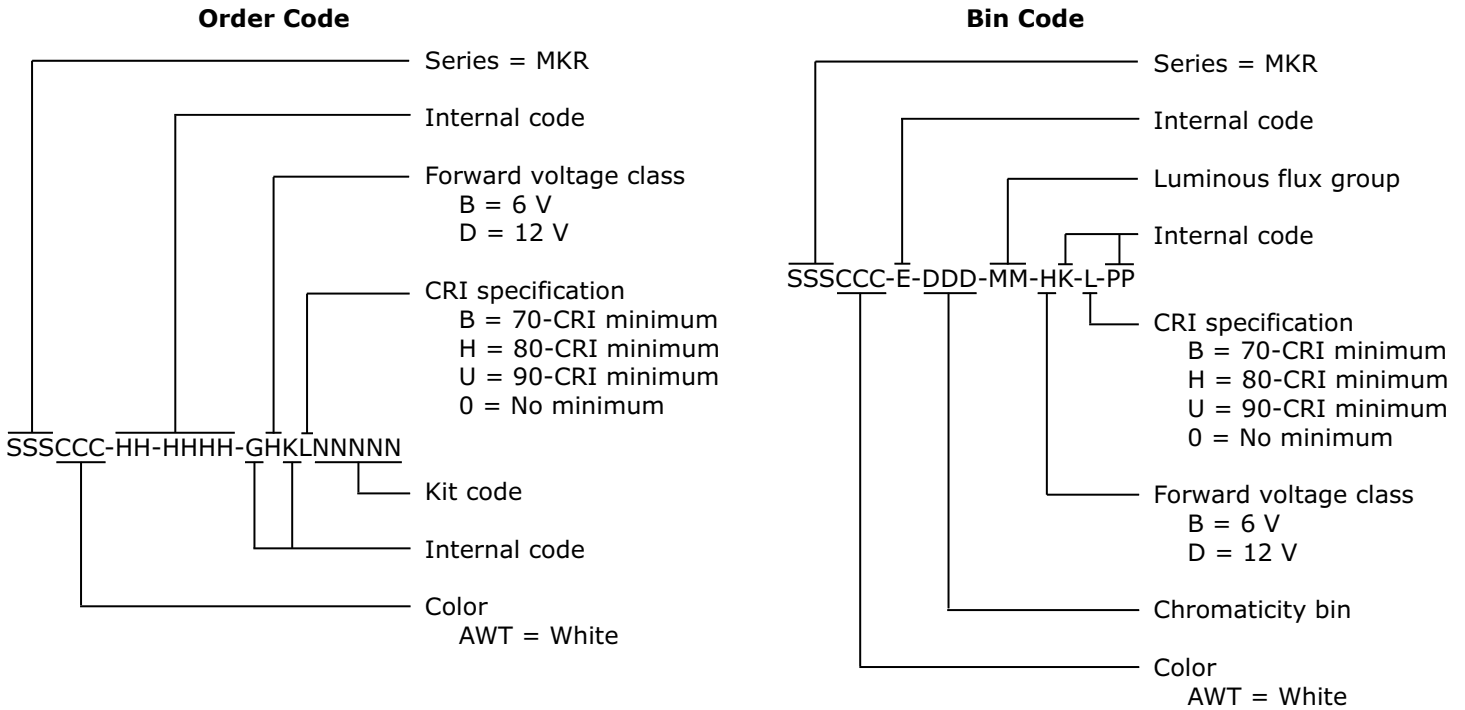


**CREE ANSI WHITE BINS PLOTTED ON THE 1931 CIE COLOR SPACE ( $T_j = 85^\circ\text{C}$ )**



## BIN AND ORDER CODE FORMATS

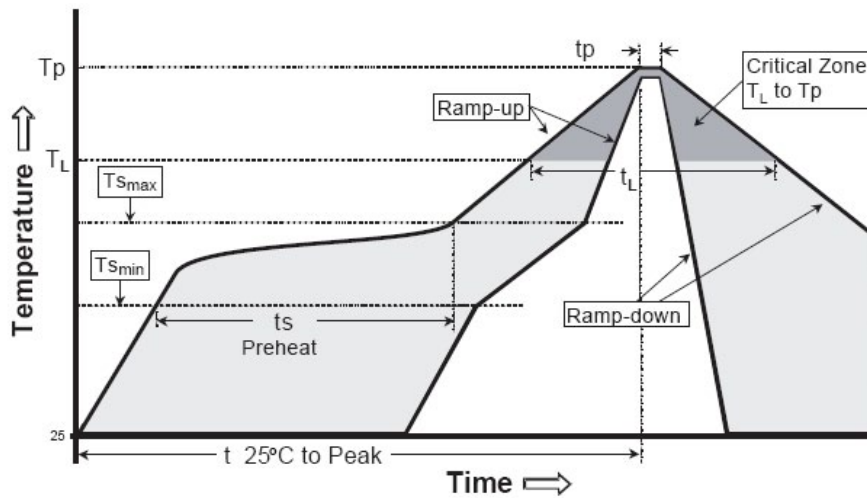
Bin codes and order codes are configured as follows.



## REFLOW SOLDERING CHARACTERISTICS

In testing, Cree has found XLamp MK-R LEDs to be compatible with JEDEC J-STD-020C, using the parameters listed below. As a general guideline, Cree recommends that users follow the recommended soldering profile provided by the manufacturer of solder paste used.

Note that this general guideline may not apply to all PCB designs and configurations of reflow soldering equipment.



IPC/JEDEC J-STD-020C

Profile Feature	Lead-Based Solder	Lead-Free Solder
Average Ramp-Up Rate ( $T_{s_{max}}$ to $T_p$ )	3 °C/second max.	3 °C/second max.
Preheat: Temperature Min ( $T_{s_{min}}$ )	100 °C	150 °C
Preheat: Temperature Max ( $T_{s_{max}}$ )	150 °C	200 °C
Preheat: Time ( $t_{s_{min}}$ to $t_{s_{max}}$ )	60-120 seconds	60-180 seconds
Time Maintained Above: Temperature ( $T_l$ )	183 °C	217 °C
Time Maintained Above: Time ( $t_l$ )	60-150 seconds	60-150 seconds
Peak/Classification Temperature ( $T_p$ )	215 °C	260 °C
Time Within 5 °C of Actual Peak Temperature ( $t_p$ )	10-30 seconds	20-40 seconds
Ramp-Down Rate	6 °C/second max.	6 °C/second max.
Time 25 °C to Peak Temperature	6 minutes max.	8 minutes max.

Note: All temperatures refer to the topside of the package, measured on the package body surface.

## NOTES

---

### **Lumen Maintenance Projections**

Cree now uses standardized IES LM-80-08 and TM-21-11 methods for collecting long-term data and extrapolating LED lumen maintenance. For information on the specific LM-80 data sets available for this LED, refer to the [LM-80 results document](#).

Please read the [Long-Term Lumen Maintenance application note](#) for more details on Cree's lumen maintenance testing and forecasting. Please read the [Thermal Management application note](#) for details on how thermal design, ambient temperature, and drive current affect the LED junction temperature.

### **Moisture Sensitivity**

In testing, Cree has found XLamp MK-R LEDs to have unlimited floor life in conditions  $\leq 30$  °C/85% relative humidity (RH). Moisture testing included a 168-hour soak at 85 °C/85% RH followed by 3 reflow cycles, with visual and electrical inspections at each stage.

Cree recommends keeping XLamp LEDs in their sealed moisture-barrier packaging until immediately prior to use. Cree also recommends returning any unused LEDs to the resealable moisture-barrier bag and closing the bag immediately after use.

### **RoHS Compliance**

The levels of RoHS restricted materials in this product are below the maximum concentration values (also referred to as the threshold limits) permitted for such substances, or are used in an exempted application, in accordance with EU Directive 2011/65/EC (RoHS2), as implemented January 2, 2013. RoHS Declarations for this product can be obtained from your Cree representative or from the Product Documentation sections of [www.cree.com](http://www.cree.com).

### **REACH Compliance**

REACH substances of high concern (SVHCs) information is available for this product. Since the European Chemical Agency (ECHA) has published notice of their intent to frequently revise the SVHC listing for the foreseeable future, please contact a Cree representative to insure you get the most up-to-date REACH SVHC Declaration. REACH banned substance information (REACH Article 67) is also available upon request.

### **UL Recognized Component**

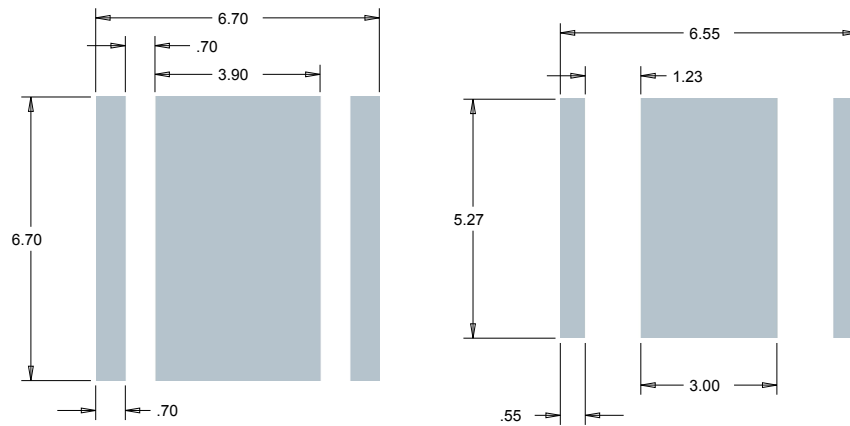
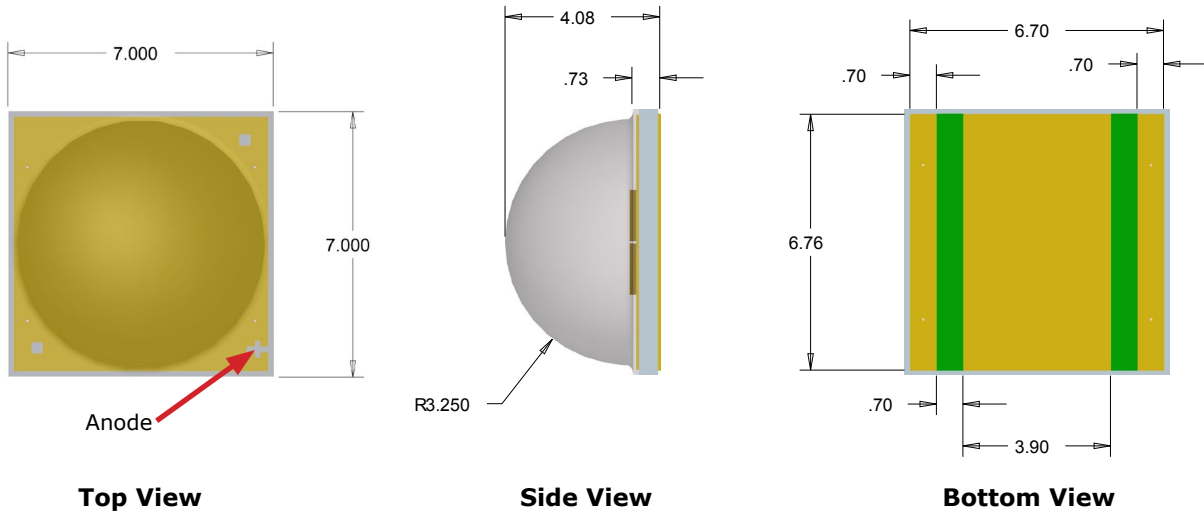
Level 4 enclosure consideration. The LED package or a portion thereof has been investigated as a fire and electrical enclosure per ANSI/UL 8750.

### **Vision Advisory Claim**

WARNING: Do not look at exposed lamp in operation. Eye injury can result. For more information about LEDs and eye safety, please refer to the [LED Eye Safety application note](#).

**MECHANICAL DIMENSIONS**

All measurements are ±.13 mm unless otherwise indicated.



**Recommended PCB Solder Pad**

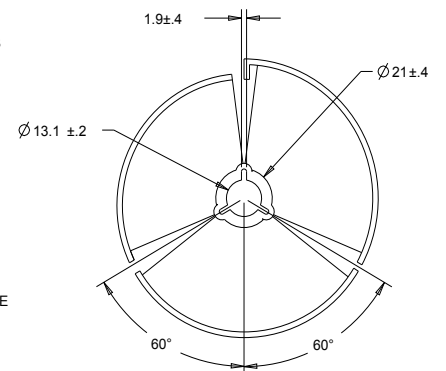
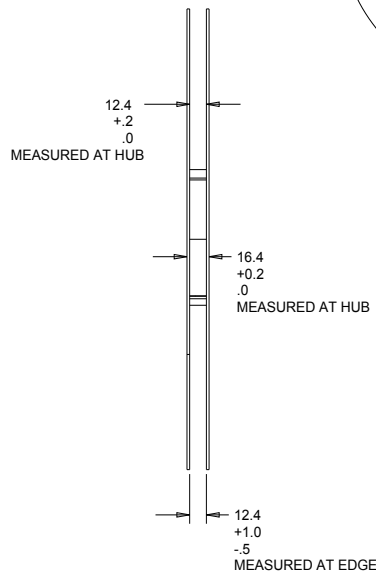
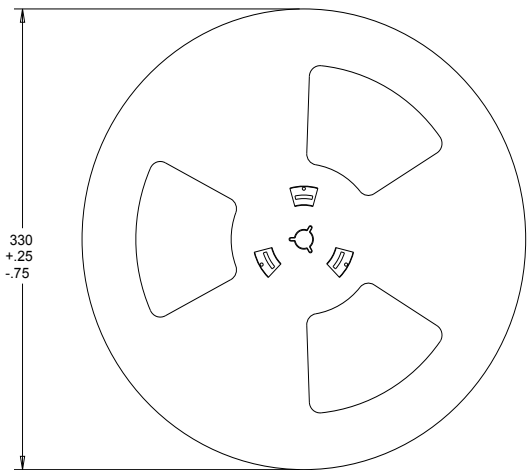
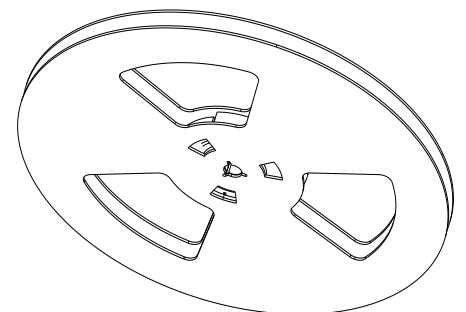
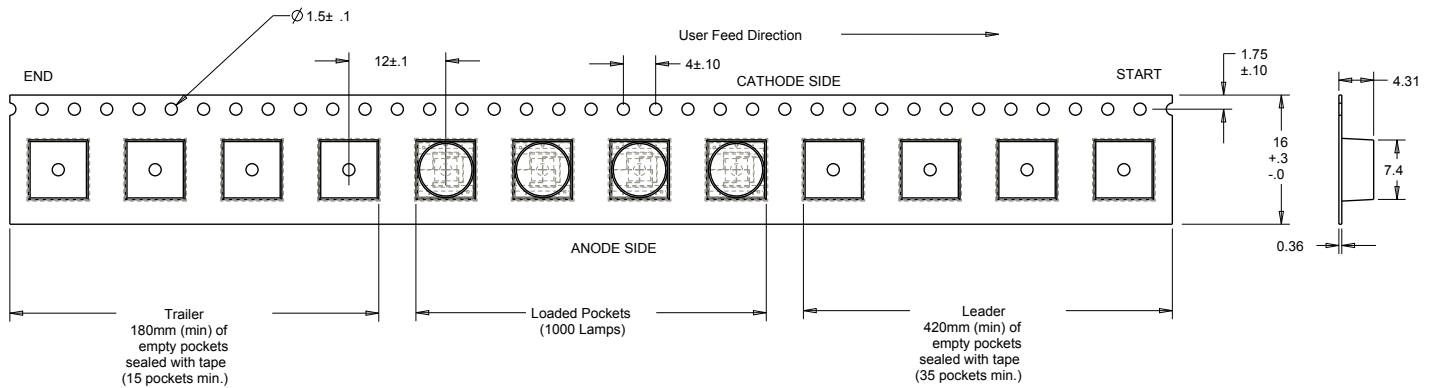
**Recommended Stencil Pattern  
(Shaded Area Is Open)**



**TAPE AND REEL**

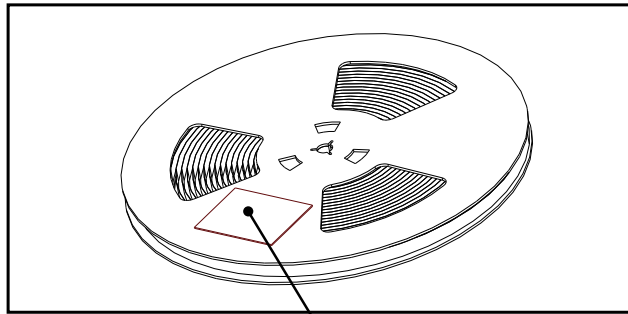
All Cree carrier tapes conform to EIA-481D, Automated Component Handling Systems Standard.

All dimensions in mm.



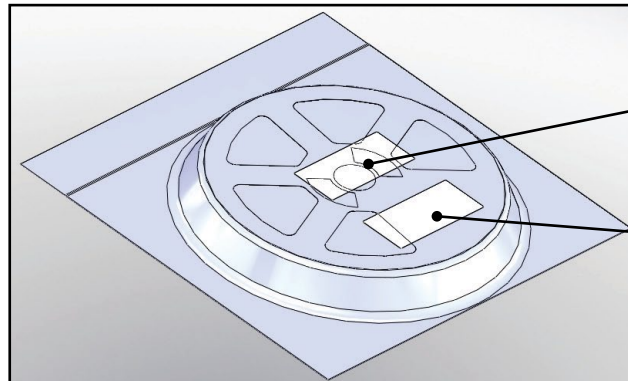
**PACKAGING**

**Unpackaged Reel**



Label with Cree Bin Code, Qty, Reel ID

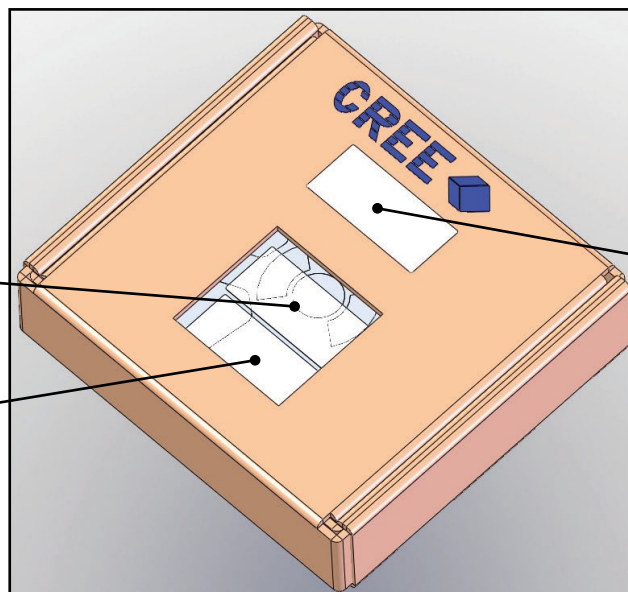
**Packaged Reel**



Label with Cree Order Code, Qty, Reel ID, PO #

Label with Cree Bin Code, Qty, Reel ID

**Boxed Reel**



Label with Cree Order Code, Qty, Reel ID, PO #

Label with Cree Bin Code, Qty, Reel ID

Patent Label