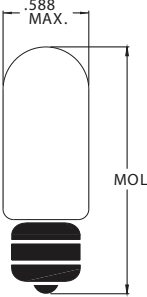
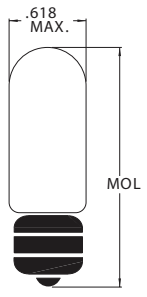
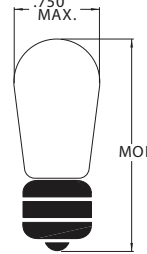


## Electrical Industry Lamps

T-4 1/2	Part Number	Operating Voltage	Design Watts	Initial MSCP	Average Life Hours	M.O.L. (inches)	Base
	6T4-1/2/120V	115-125	6.0	3.2	1,500	1.875	Candelabra Screw
	6T4-1/2/130V	130	6.0	3.2	1,500	1.875	Candelabra Screw
T-5	10T5/120V	120	10.0	3.2	2,000	2.125	Candelabra Screw
							
S-6	3S 6/120V	120	3.0	.95	3,000	1.875	Candelabra Screw
	6S 6/6V	6	6.0	4.3	1,500	1.875	Candelabra Screw
	6S 6DC/6V	6	6.0	4.3	1,500	1.812	Double Contact Bayonet
	6S 6/12V	12	6.0	4.3	1,500	1.875	Candelabra S screw
	6S 6DC/12V	12	6.0	4.3	1,500	1.812	Double Contact Bayonet
	6S 6/24V	24	6.0	4.3	1,500	1.875	Candelabra S Screw
	6S 6DC/24V	24	6.0	4.3	1,500	1.812	Double Contact Bayonet
	6S 6/30V	30	6.0	4.0	1,500	1.875	Candelabra S screw
	6S 6DC/30V	30	6.0	4.0	1,500	1.812	Double Contact Bayonet
	6S 6S C/40V	40	6.0	3.7	1,500	1.812	Single Contact Bayonet
	6S 6/48V	48	6.0	3.7	1,500	1.875	Candelabra S Screw
	6S 6/60V	60	6.0	3.7	1,500	1.875	Candelabra S Screw
	6S 6DC/75V	75	6.0	3.7	1,500	1.812	Double Contact Bayonet
	6S 6/120V	120	6.0	3.2	1,500	1.875	Candelabra S screw
	6S 6N/120V	120	6.0	3.2	1,500	1.812	Intermediate S screw
	6S 6S C/120V	120	6.0	3.2	1,500	1.812	Single Contact Bayonet
	6S 6DC/120V	120	6.0	3.2	1,500	1.812	Double Contact Bayonet
	6S 6/130V	130	6.0	3.2	1,500	1.875	Candelabra S Screw
	6S 6/135V	135	6.0	3.0	1,500	1.875	Candelabra S screw
	6S 6/145V	145	6.0	3.0	1,500	1.875	Candelabra S screw
	6S 6DC/145V	145	6.0	3.0	1,500	1.812	Double Contact Bayonet
6S 6/155V	155	6.0	3.0	1,500	1.875	Candelabra S Screw	
6S 6S C/155V	155	6.0	3.0	1,500	1.812	Single Contact Bayonet	
6S 6DC/155V	155	6.0	3.0	1,500	1.812	Double Contact Bayonet	
10S 6DC/230V	230	10.0	4.8	1,500	1.812	Double Contact Bayonet	
10S 6DC/250V	230	10.0	4.8	1,500	1.812	Double Contact Bayonet	