

### Description

- Panel Mount, Screw-on mounting from rear-side
- 1 Function:
- Appliance Inlet, Pin temperature 70 °C, protection class I or II
- For PCB mounting

### Approvals

- VDE Certificate Number: 40012767
- UL File Number: E96454
- CSA File Number: 38456
- CCC File Number: 2006010204183838

### Other versions on request

- Ground terminal with quick-connect terminal 6,3 x 0,8 mm
- With solder terminals
- Variant with notch for V-Lock mating Cordsets

### Weblinks

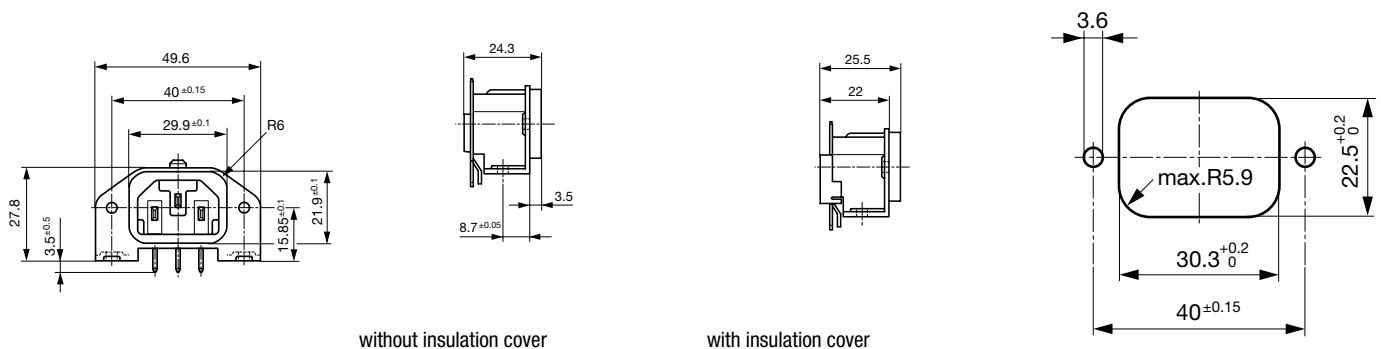
[pdf-datasheet](#), [html-datasheet](#), [General Product Information](#), [Approvals](#), [CE declaration of conformity](#), [RoHS](#), [CHINA-RoHS](#), [Mating Connectors](#), [e-Shop](#), [SCHURTER-Stock-Check](#), [Distributor-Stock-Check](#), [CAD-Drawings](#), [Accessories](#), [Detailed request for product](#)

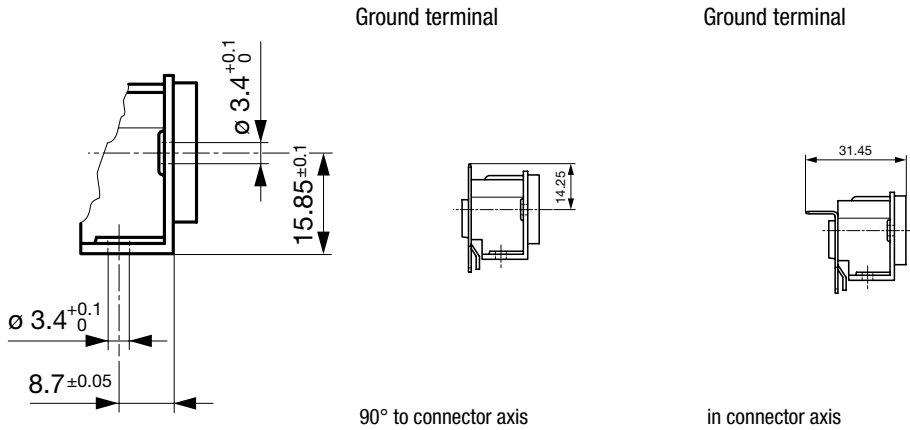
Newly available variants corresponding to V-Lock mating cordset. The connector is equipped with a notch intended for use with the latching cordset. The cord latching system prevents against accidental removal of the cordset.

### Technical Data

Ratings IEC	10A / 250VAC; 50Hz	Appliance Inlet	C14 / C18 acc. to IEC 60320, UL 498, CSA C22.2 no. 42 (for cold conditions) pin-temperature 70 °C, 10A, Protection Class I or II
Ratings UL/CSA	15A / 250VAC; 60Hz		
Dielectric Strength	> 3kVAC between L-N > 3kVAC between L/N-PE (1 min/50Hz)		
Allowable Operation Temp.	-25 °C to 70 °C		
Degree of Protection	from front side IP 40 acc. to IEC 60529		
Protection Class	Suitable for appliances with protection class I or II acc. to IEC 61140		
Terminal	For PCB mounting ; Ground terminal: Quick connect terminals 4.8 x 0.8 mm angled or straight Solder terminal on request		
Panel Thickness s	Screw: max 3 mm Mounting screw torque max 0.5Nm		
Material: Housing	Thermoplastic, black, UL 94V-0		

### Dimensions

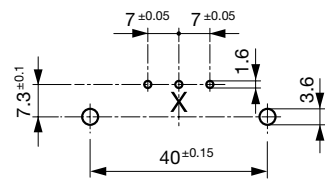




**Drilling diagrams**

PCB Layout

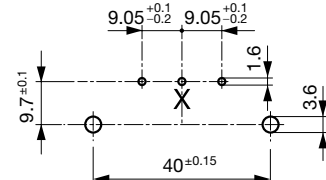
Ground terminal angled



X deleted for protection class II

PCB Layout

Ground terminal straight



X deleted for protection class II

**All Variants**

Protection Class	PCB terminal spacing	Mounting flange with	Ground terminal 4.8 x 0.8 mm	Cover	Order Number
I	7/7.3	holes for screws M3	90° to connector axis		GSP1.9101.1
I	7/7.3	holes for screws M3	in connector axis		GSP1.9103.1
I	7/7.3	holes for screws M3	in connector axis	●	GSP1.9113.1
I	7/7.3	holes for self-tapping screws 3mm, 4 screws enclosed	in connector axis		GSP1.9503.1
I	7/7.3	pre-inserted nuts M3, 4 pcs.	in connector axis		GSP1.9203.1
I	7/7.3	pre-inserted nuts M3, 4 pcs.	in connector axis		GSP1.9203.121
I	7/7.3	PCB side through holes, panel side pre-inserted nuts	in connector axis	●	GSP1.9413.1
I	9.05/9.7	holes for self-tapping screws 3mm, 2 screws enclosed	90° to connector axis		GSP1.8601.1
I	9.05/9.7	holes for self-tapping screws 3mm, 2 screws enclosed	in connector axis	●	GSP1.8613.1
I	9.05/9.7	holes for self-tapping screws 3mm, without screws	90° to connector axis		GSP1.8701.1
I	9.05/9.7	holes for screws M3	90° to connector axis		GSP1.8101.1
I	9.05/9.7	holes for screws M3	90° to connector axis	●	GSP1.8111.1
I	9.05/9.7	holes for screws M3	in connector axis		GSP1.8103.1
I	9.05/9.7	holes for self-tapping screws 3mm, 4 screws enclosed	90° to connector axis		GSP1.8501.1
I	9.05/9.7	pre-inserted nuts M3, 4 pcs.	90° to connector axis		GSP1.8201.1
I	9.05/9.7	pre-inserted nuts M3, 4 pcs.	90° to connector axis	●	GSP1.8211.1
I	9.05/9.7	pre-inserted nuts M3, 4 pcs.	in connector axis		GSP1.8203.1
I	9.05/9.7	PCB side through holes, panel side pre-inserted nuts	90° to connector axis		GSP1.8401.1
II	7/7.3	holes for screws M3	-		GSP1.9100.1
II	7/7.3	holes for screws M3	-	●	GSP1.9110.1
II	7/7.3	holes for self-tapping screws 3mm, 4 screws enclosed	-		GSP1.9500.1
II	7/7.3	pre-inserted nuts M3, 4 pcs.	-		GSP1.9200.1
II	9.05/9.7	holes for screws M3	-		GSP1.8100.1
II	9.05/9.7	holes for screws M3	-	●	GSP1.8110.1
II	9.05/9.7	holes for self-tapping screws 3mm, 4 screws enclosed	-		GSP1.8500.1
II	9.05/9.7	pre-inserted nuts M3, 4 pcs.	-		GSP1.8200.1

Most Popular.

Availability for all products can be searched real-time: <http://www.schurter.com/en/Stock-Check/Stock-Check-SCHURTER>

Protection Class	PCB terminal spacing	Mounting flange with	Ground terminal 4.8 x 0.8 mm	Cover	Order Number
------------------	----------------------	----------------------	------------------------------	-------	--------------

Suffix "21" corresponds to the version with V-Lock mating cordset. The connector is equipped with a notch intended for use with the latching cordset. The cord latching system prevents against accidental removal of the cordset.

**Packaging unit** 50 Pcs

### Mating Outlets/Connectors

#### Category / Description

##### Connector Overview complete



IEC Connector C15A, Rewireable, Straight	0102
IEC Connector C15A, Rewireable, Straight	0102-G
IEC Connector C15A, Rewireable, Angled	0112
IEC Connector C13, Rewireable, Angled	4012
IEC Connector C13, Rewireable, Straight	4022
Connector further types to GSP1	...

##### Interconnection Cord Overview complete



Interconnection Cord C13, 10 A	6007.0212
Interconnection Cord C13, 10 A	6007.0214
Interconnection Cord further types to GSP1	...

##### Power Cord Overview complete



Power Supply Cord with IEC plug C14, stripped end	6007.0204
Power Cord further types to GSP1	...

##### Power Supply Cord Overview complete



Power Supply Cord with IEC Connector C13 straight, stripped end	6000.0214
Power Supply Cord with IEC Connector C13 angled, stripped end	6000.0224
EU Power Supply Cord with IEC Connector C13, straight	6003.0215
EU Power Supply Cord with IEC Connector C13, straight	6004.0215
US Power Supply Cord with IEC Connector C13, straight	6009.1315
Power Supply Cord further types to GSP1	...

##### Power Supply or Interconnection Cord Overview complete

Diverse Power Supply and Interconnection Cords 10 A	6003.0204
Diverse Power Supply and Interconnection Cords 10 A	6003.0205
Diverse Power Supply and Interconnection Cords 10 A	6026.0205
UK Power Supply Cord with stripped ends	6044.0204
Diverse Power Supply and Interconnection Cords 10 A	6045.0114
Power Supply or Interconnection Cord further types to GSP1	...

## Mating Outlets/Connectors shuttered



Power Cord Overview complete

Overview Power Supply Cord with IEC Connector C13, V-Lock, straight

VAC13KS

Power Cord further types to GSP1