


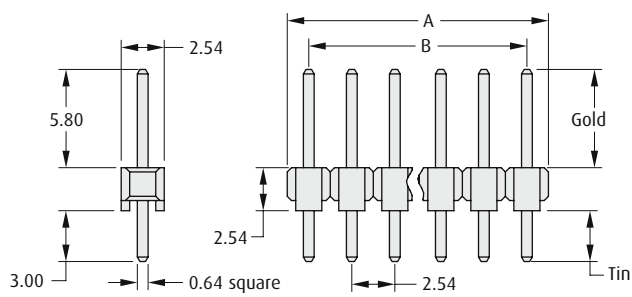
# M20 Connectors

## Male Vertical Single Row PC Tail

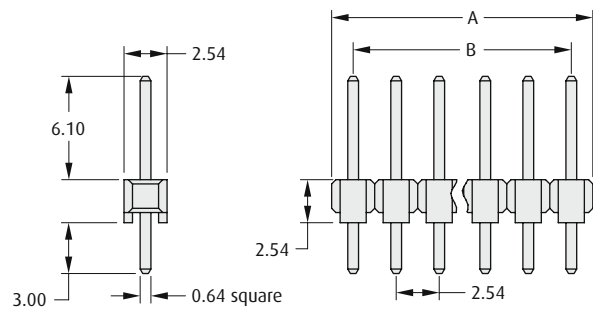
- Suitable for use with female connectors and jumper sockets shown on pages 140 to 145.
- Choice of mating pin lengths or specify your own pin headers (see page 152).
- Pin headers can be cut to smaller sizes.



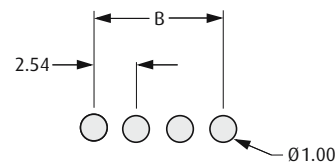
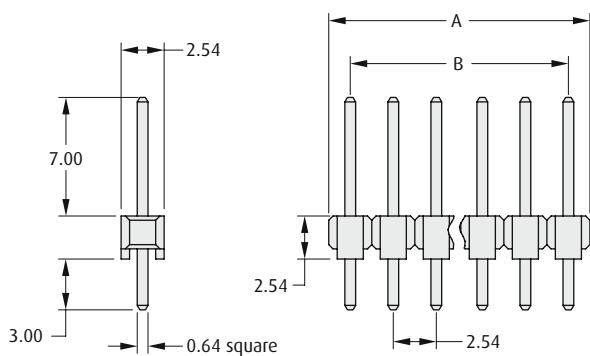
### 5.8mm



### 6.1mm



### 7.0mm



Recommended PC Board Pattern

#### CALCULATION

<b>A</b>	2.54 x No. of contacts per row
<b>B</b>	2.54 x (No. of contacts per row - 1)

### HOW TO ORDER

**M20 - 9 XX XX XX**

#### SERIES CODE

#### SIZE

<b>73</b>	7.0mm Mating Height
<b>77</b>	5.8mm Mating Height
<b>99</b>	6.1mm Mating Height

#### NO. OF CONTACTS PER ROW

**02 to 40**

#### FINISH

<b>42</b>	Gold + Tin (M20-977)	PG
<b>45</b>	Gold (M20-973, 999)	PG
<b>46</b>	Tin	PG

All dimensions in mm.

2.54mm (.100") PITCH