

Storage Choke, flat design



### Description

- Storage choke
- THT-terminals
- Inductor horizontally positioned in housing
- Constant inductance at high alternating field modulation and large DC magnetization
- Reduced magnetic reversal
- SMD version on request

### Standards

- EN 60938

### Applications

- Storage of energy in switched power supplies
- Switch-mode
- Chopper amplifiers
- DC drives and stepper motor controls

### Weblinks

[pdf-datasheet](#), [html-datasheet](#), [General Product Information](#), [Approvals](#), [CE declaration of conformity](#), [RoHS](#), [CHINA-RoHS](#), [e-Shop](#), [SCHURTER-Stock-Check](#), [Distributor-Stock-Check](#), [Detailed request for product](#)

### Technical Data

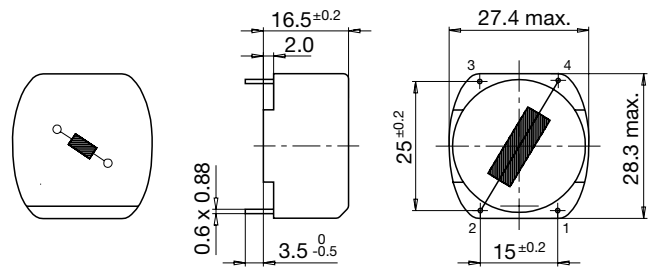
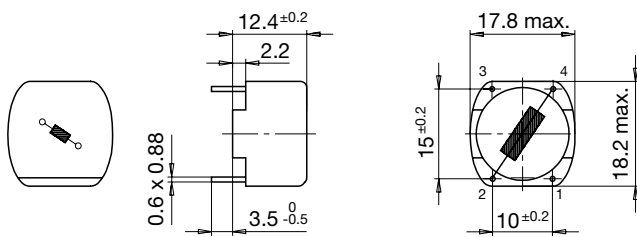
Rated voltage	up to 600 VDC
Rated Current	0.45 - 4.5 A @ Ta 70 °C
Rated inductance	0.011 - 3.7 mH, Tol. ±15%
Power Operating Frequency	up to 1 MHz
Terminal technic	THT
Weight	7 - 18 g
Material: Housing	UL 94V-0
Sealing Compound	UL 94V-0

Isolation Voltage	2 kV eff., winding to ambient
Climatic Category	40/125/21 acc. to IEC 60068-1
Allowable Operation Temp.	-40 °C to 125 °C

### Dimension

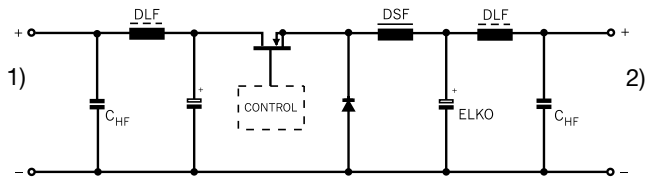
Case 04-1

Case 15-1



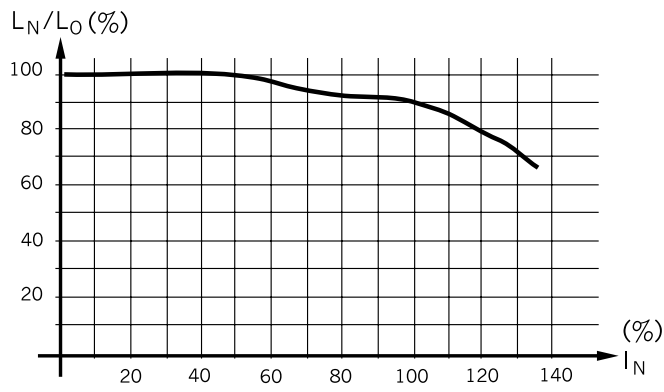
Diagrams

Application in DC-DC Converter



- 1) DC-Input unregulated
- 2) DC-Output regulated

Derating Curves



Inductance variation as function of the magnetizing current

All Variants

$I_n$ [A]	$L_n$ [mH]	$R_{Cu}$ [mΩ]	$f_{RES}$ [MHz]	Weight [g]	Housing	Packing unit [pcs.]	Order Number
0.6	0.5	360	2.5	7 g	04-1	45	DSF-18-0002
1.2	0.125	90	6.5	7 g	04-1	45	DSF-18-0003
2	0.045	32	12	7 g	04-1	45	DSF-18-0005
4	0.011	8	32	7 g	04-1	45	DSF-18-0006
0.45	3.7	1900	0.6	18 g	15-1	40	DSF-28-0001
1	0.75	360	1.8	18 g	15-1	40	DSF-28-0003
1.8	0.23	125	3.5	18 g	15-1	40	DSF-28-0005
3.15	0.075	45	7	18 g	15-1	40	DSF-28-0006
4.5	0.018	10	18	18 g	15-1	40	DSF-28-0008
4.5	0.037	20	10	18 g	15-1	40	DSF-28-0007

Availability for all products can be searched real-time: <http://www.schurter.com/en/Stock-Check/Stock-Check-SCHURTER>